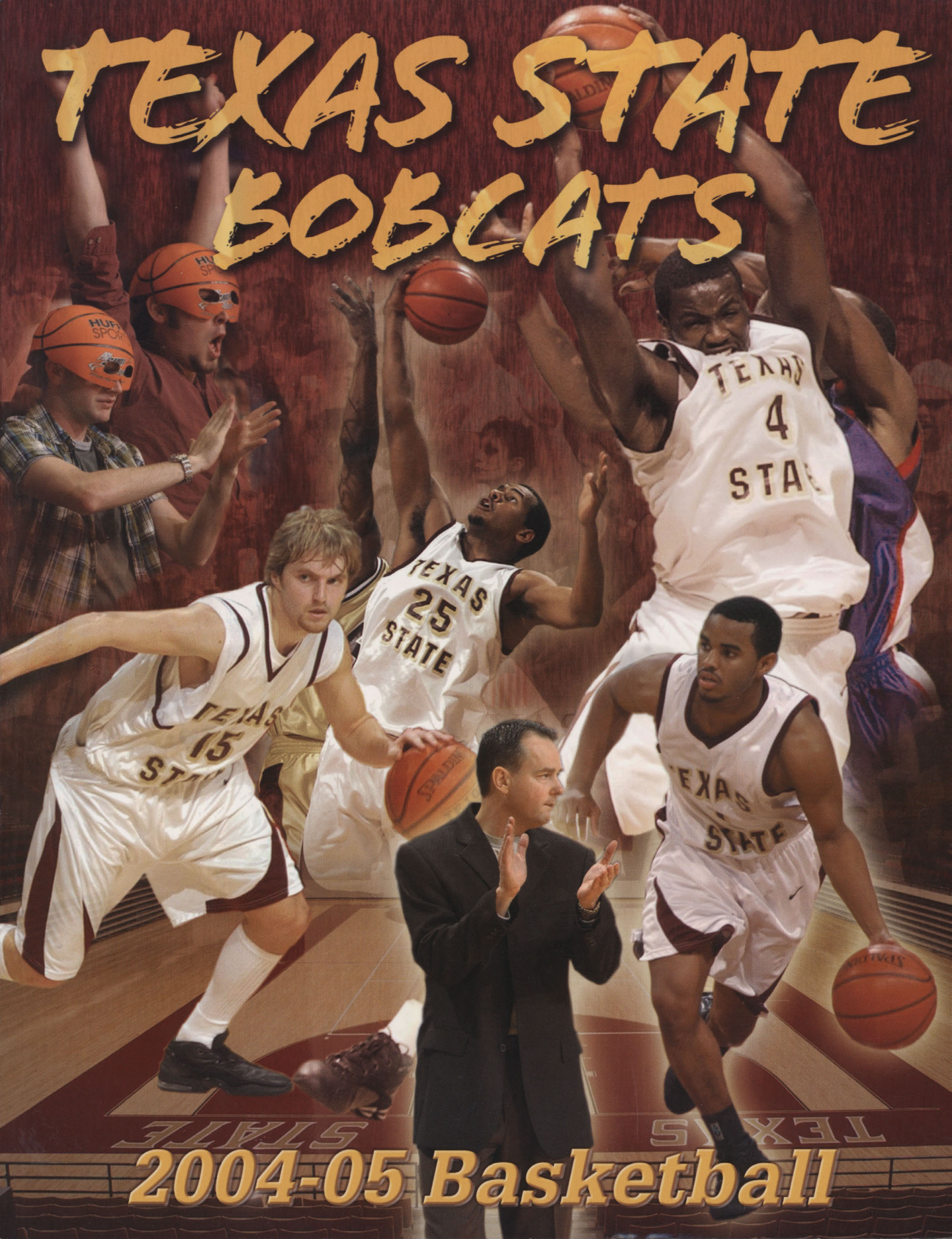


TEXAS STATE BOBCATS



2004-05 Basketball

TEXAS STATE



Table of Contents

UP FRONT

An inside look at Texas State University, Bobcat Basketball and the city of San Marcos. **1**

COACHING STAFF

Meet Texas State University basketball coach Dennis Nutt and his staff as well as the administration and athletic department staff. **15**

THE BOBCATS

Get to know the 2004-05 Bobcats, take a look at their career highs, statistics and gain a little insight into this year's team with a season preview and roster breakdown. **25**

OPPONENTS

Texas State opens the 2004-05 season against perennial power Texas on Nov. 19. In addition to the challenge of the Southland Conference, the Bobcats take on teams from Conference USA, the Mountain West Conference and the WAC. **39**

REVIEW

Take a look back at the Bobcats' 2004-05 season including Terry Conerway's play as a senior. This section also includes player statistics and game-by-game numbers as well as a look at the Southland Conference and SLC numbers from the 2003-04 season. **53**

HISTORY

Texas State's all-time individual and team record holders are featured in this section as well as all-time results and more on the storied history of Texas State basketball. **61**

MEDIA INFO

Media services, credentialing policies and travel information are included in this section. **81**

Credits

Editor: Ron Mears. **Editorial Assistance:** Kelly Carter and John Torstrick. **Cover Design:** Cesar Limon, Texas State Office of Media Relations and Publications. **Photography:** Don Anders, Texas State Office of Media Relations and Publications. **Printing:** EBSCO Media, Birmingham, AL 35233.

Mission Statement

The Department of Athletics provides a competitive, diverse, equitable sports program in compliance with the applicable rules and regulations that creates opportunities for student-athletes to:

- ♦ Earn a degree
- ♦ Develop into ethical, well-rounded, civic-minded individuals
- ♦ Achieve individual athletic potential

The Department of Athletics also strives to achieve, with character and integrity, a winning tradition that engenders:

- ♦ University pride
- ♦ Positive community relations
- ♦ Institutional prestige
- ♦ Quality sports entertainment

The values the Department of Athletics embraces to achieve the mission include: honesty, integrity, loyalty, sportsmanship and responsibility, as well as equity and respect for all students and staff regardless of ethnicity and/or gender.

WHAT'S INSIDE

Academics	10
Accolades	69
All-Time Scores.....	70
Athletic Director	22
Athletic Staff	23
Championship Teams	63
Facilities	9
History	63
Individual Records	64
Letter Winners	80
Media Information	82
Media Outlets	83
Nutt, Dennis	16
Opponents.....	40
Player Profiles	29
Point Clubs	68
President	20
Preview, 2004-05	26
Quick Facts	1
Radio Coverage.....	84
Results, 2003-04.....	56
Review, 2003-04.....	54
Ring, The.....	11
Roster, 2004-05	28
San Marcos, Texas.....	6
Schedule.....	2
Series Records	52
SLC Statistics	59
Southland Conference	58
Spirit.....	14
Statistics, 2003-04	55
Strahan Coliseum	7
Strahan Coliseum Records	65
Strength and Conditioning	13
Team Records	64
Texas State University	3
Training, Athletic	12
University Administrators	21
Year-by-Year Leaders.....	66
Year-by-Year Results	79

TEXAS STATE QUICK FACTS

GENERAL INFORMATION

Name of School:	Texas State University
City/Zip:	San Marcos, TX 78666
Founded:	1899
Enrollment:	26,827
Nickname:	Bobcats
School Colors:	Maroon & Gold
Arena (Capacity):	Strahan Coliseum (7,200)
Affiliation:	NCAA Division I
Conference:	Southland Conference
President:	Dr. Denise Trauth
Athletics Director:	Dr. Larry Teis
Athletic Dept. Phone:	(512) 245-2114
Ticket Office Phone:	(512) 245-2272

HISTORY

First Year of Basketball:	1920
All-Time Record	1,113-907 (.501)
NCAA Trn. Appearances:	2 (0-2)
Last NCAA Opponent:	Minnesota, 1997
Result:	Lost, 78-46

COACHING STAFF

Head Coach:	Dennis Nutt TCU, 1986
Record at Texas State:	55-58/4 years
Collegiate Record:	55-58/4 years
Basketball Office Phone:	(512) 245-3832
Assistant Coaches:	Greg Young Howard Payne, 1986 Clark Sheehy John Brown, 1998 Manny Flores Texas State, 2002
Basketball Trainer:	Jason Karlik Western Oregon, 1994

TEAM INFORMATION

2003-04 Record:	13-15
2003-04 SLC Record:	8-8/T5th
Starters Returning:	3
Lettermen Returning/Lost:	6/5

ATHLETIC MEDIA RELATIONS

Media Relations Contact:	Ron Mears
Office Phone:	(512) 245-2966
Cell Phone:	(512) 738-0697
Fax Number:	(512) 245-2967
Email Address:	rmears@txstate.edu
Press Row Phone:	(512) 245-2434
Overnight Address:	Strahan Administration Room 122 601 University Drive San Marcos, TX 78666

2004-05 TEXAS STATE SCHEDULE

Date	Opponent	Location	Time
Nov. 19	at Texas	Austin, Texas	7:05 p.m.
Nov. 23	ST. EDWARD'S	SAN MARCOS	7 p.m.
Nov. 27	at Alcorn State	Lorman, Miss.	2 p.m.
Dec. 4	at SMU	Dallas, Texas	7 p.m.
Dec. 7	UTAH VALLEY STATE	SAN MARCOS	7 p.m.
Dec. 11	ST. GREGORY'S	SAN MARCOS	2 p.m.
Dec. 15	ROCHESTER COLLEGE	SAN MARCOS	7 p.m.
Dec. 21	at Colorado State	Fort Collins, Colo.	8 p.m. (MST)
Dec. 22	at Northern Colorado	Greeley, Colo.	7 p.m. (MST)
Dec. 30	McMURRY	SAN MARCOS	7 p.m.
Jan. 3	at TCU	Fort Worth, Texas	7:05 p.m.
Jan. 6	*at McNeese State	Lake Charles, La.	7:15 p.m.
Jan. 8	*at Lamar	Beaumont, Texas	7 p.m.
Jan. 12	*NICHOLLS STATE	SAN MARCOS	7:30 p.m.
Jan. 15	*at Louisiana-Monroe	Monroe, La.	7:30 p.m.
Jan. 20	*NORTHWESTERN STATE	SAN MARCOS	7:30 p.m.
Jan. 22	*SAM HOUSTON STATE	SAN MARCOS	6:30 p.m.
Jan. 27	*at Southeastern Louisiana	Hammond, La.	7:45 p.m.
Jan. 29	*at Nicholls State	Thibodaux, La.	5 p.m.
Feb. 5	*TEXAS-ARLINGTON	SAN MARCOS	6:30 p.m.
Feb. 10	*at Stephen F. Austin	Nacogdoches, Texas	6 p.m.
Feb. 12	*at Texas-San Antonio	San Antonio, Texas	4 p.m.
Feb. 16	*LOUISIANA-MONROE	SAN MARCOS	7:30 p.m.
Feb. 19	*LAMAR	SAN MARCOS	6:30 p.m.
Feb. 24	*MCNEESE STATE	SAN MARCOS	7:30 p.m.
Mar. 2	*at Texas-Arlington	Arlington, Texas	8 p.m.
Mar. 4	*TEXAS-SAN ANTONIO	SAN MARCOS	7:30 p.m.
Mar. 8-13	Southland Conference Classic		

TEXAS STATE BASKETBALL TICKET INFORMATION

Season tickets as well as single game tickets are available through Texas State University's Athletic Ticket Office located in the Administrative Annex of Strahan Coliseum.

For additional information on season tickets as well as group discount packages, contact the ticket office at (512) 245-2272 or toll free, (877) 798-CATS.

Season Tickets

Reserved	\$90.00
General Admission	\$75.00
Bobcat Athletic Foundation	\$75.00
Reserved	
Faculty and Staff Reserved	\$75.00
Family Package	\$175.00
(2 Adult/2 Youth)	
Group (10 or More)	\$50.00

Single Game Tickets

Reserved	\$8.00
General Admission	\$6.00/\$3.00
Adult/Children	
Kids 3 and under	Free

Texas State University

TEXAS STATE UNIVERSITY-San Marcos is a doctoral granting university located in the burgeoning Austin-San Antonio corridor, the largest campus in the Texas State University System, and the sixth largest in the state.

Texas State's 26,827 students choose from 114 undergraduate and 81 masters and six Ph.D. graduate degree programs offered by seven colleges (Applied Arts, Business Administration, Education, Fine Arts and Communication, Health Professions, Liberal Arts, and Science), the University College and the Graduate College.

With a diverse campus community including over 25 percent of the student body from ethnic minorities, Texas State is one of the top 20 producers of Hispanic baccalaureate graduates in the nation. In the fall of 2002, there were 662 full-time faculty and 1,572 full-time staff.

Texas State is also the lead institution of a multi-institution teaching center offering several programs in the greater north Austin area.

LOCATION

Located on the edge of the Texas Hill Country, where blackland prairies turn in to beautiful hills, Texas State enjoys a setting that is unique among Texas universities. The beauty of the crystal-clear San Marcos River and the stately cypress and pecan trees on the campus adds to the charm of its picturesque settings.

The campus is in San Marcos, a community about halfway between Austin and San Antonio. Its location on the banks of the San Marcos River provides recreational and leisure activities for students throughout the year.

HISTORY

Authorized by the Texas Legislature in 1899, Southwest Texas State Normal School opened its doors in 1903.

Over the years the Legislature broadened the institution's scope and changed its name, in succession, to Normal College, Teachers College, College, University, and in 2003 to Texas State University-San Marcos. Each name reflects the university's growth from a small teacher preparation institution to a major, multipurpose university. Texas State's original mission was to prepare Texas public school teachers, especially those of south central Texas. It became renowned



for carrying out this mission, but today it does far more.

COLLEGES

The University offers programs in colleges of Applied Arts, Business, Education, Fine Arts and Communication, Health Professions, Liberal Arts, and Science. In 1986 the University College was created to assure a broad general education for all students, regardless of major. In 1935 the Board of Regents authorized the formation of The Graduate College.

CAMPUS

As the university's student popula-

tion has grown — from 330 in 1903 to over 26,366 in 2003 — the campus, too, has expanded, and today Texas State is the sixth largest public university in the state.

Overlooking the campus and serving as a landmark since 1903 is Old Main, a red-gabled Victorian building restored to its original grandeur. In 1979, after adding a number of classroom buildings and residence halls, the university purchased the former San Marcos Baptist Academy adjacent to the original campus.

Campus facilities encourage a feeling that Texas State is a special place.

Texas State University System

The Texas State University System has a long and illustrious history in Texas. Beginning as an administrative means to consolidate the support and management of state teacher colleges, the System has evolved into a network of higher education institutions stretching from the Texas-Louisiana border to the Big Bend region of far West Texas.

In addition to Texas State University-San Marcos, other universities in the system include Angelo State University, Sam Houston State University, Lamar University, and Sul Ross State University.

The TSUS is governed by a nine member Board of Regents appointed by

the Governor. The administration, which is headed by board-appointed Chancellor Lamar G. Urbanovsky, is based in Austin where it provides support to the System components and state government.

Board of Regent members are Chairman Alan W. Dreeben, Schertz; Vice Chairman Kent Adams, Beaumont; Patricia Diaz Dennis, San Ramon, Calif.; John E. Dudley, Comanche; Dionicio "Don" Flores, El Pason; Bernie Francis, Addison; James A. "Jimmy" Hayley, Texas City; Dora G. Alcalá, Del Rio; and Pollyanna A. Stephens, San Angelo.

Texas State University

TEXAS STATE UNIVERSITY-San Marcos was founded in 1899 as Southwest Texas State Normal School to prepare teachers for the public schools of Texas. Its doors opened in 1903 with 303 students and 17 faculty members. In its first century, it has grown into a major doctoral-granting institution, nationally recognized in many areas, with 26,827 students, 1,000 faculty and more than 100,000 graduates.

ACADEMICS & FACULTY

- ◆ Still honoring its founding as a teachers college, Texas State certifies more teachers than any other school in Texas. It has been recognized by the Association of Teacher Educators as one of the top three teacher education programs in the country and is headquarters for the National Center for School Improvement, the Texas School Safety Center and other education initiatives to meet the challenges of public education today.
- ◆ The Geography Department has been ranked the largest and one of the best programs in the nation for many years by the Association of American Geographers.
- ◆ The university's first Ph.D.s (two in geography) were awarded in May 2000. The Coordinating Board praised the university for the manner in which it sought its doctoral programs — building on already successful undergraduate and graduate programs — and fast-tracked a third geography Ph.D. based on the outstanding success of the first two.

Texas State now has three Ph.D. programs in geography (environmental geography, geographic education and geographic information science), two in education (school improvement and adult, professional and community education) and a sixth in aquatic resources.

- ◆ Annual external grant expenditures, which totaled less than \$2 million in the late '80s, were \$20.6 million in FY02.
- ◆ A faculty biochemist has received the largest competitive grant in Texas State history, \$6.3 million from the National Cancer Institute for cancer research.
- ◆ Faculty members in geography, communication studies, business, mathematics and mass communication have been recognized as the best in the nation in their fields. Twelve faculty have been honored as Piper Professors, an annual recognition of the top college faculty in the state.
- ◆ The Texas State MathWorks Summer Program received one of five Texas Higher Education Star Awards for exemplary programs to close the educational gaps that challenge the state. Its creator was one of 10 individuals in the nation honored by President Bush for remarkable results in increasing the participation of minorities, women and persons with disabilities in science, math and engineering.
- ◆ The physics program was one of five in the nation cited by the American Physical Society for innovation in preparing students for good jobs; others were MIT, LSU, Rutgers and Morehead State.

- ◆ The technology curriculum is designed to produce a qualified workforce for the high-tech industry, with programs in manufacturing engineering and semiconductor manufacturing. The new Mitte Complex, which opened in fall 2003, includes a state-of-the-art microchip fabrication facility.
- ◆ The creative writing program in the College of Liberal Arts is quickly earning a national reputation. It was cited by Associated Writing Programs as "a dynamic program, one that will establish SWT (now Texas State) as a regional—and very likely national—center for the literary arts." National Book Award winner Tim O'Brien holds the Mitte Chair in Creative Writing for 2003-04.
- ◆ The sound recording technology program, housed at Texas State's unique Fire Station Studio, is the only degree program of its kind in the Southwest.
- ◆ The stuttering therapy program is the only one of its kind in Texas and the first in the nation.

STUDENTS

- ◆ Texas State's admissions standards are among the highest in the state for public institutions. Today almost all incoming freshmen graduated in the top half of their high school class, compared with three-quarters of them in the late '80s; more than half are from the top quarter of their classes, compared with 35% in the late '80s.
- ◆ Texas State is the third most popular choice of colleges for Texas students who apply electronically (about half of students apply on-line).
- ◆ The retention rate of freshmen is now 77%, up from 57% in the late '80s.
- ◆ The student body is 26% ethnic minority. Texas State continues to be among the top 20 producers of Hispanic undergraduate degrees in the country.
- ◆ Student teams in debate, advertising and free enterprise routinely compete nationally and place in the top five; the Students in Free Enterprise (SIFE) team won the international competition in 2000 vying against over 700 teams from 15 countries; the American Advertising Federation student team placed third in nationals from a field of over 250 universities in 2003.



Texas State University

Student Matthew Tiffie beat out hundreds of other students to win one of two positions on the 2004 U.S. Debate Team.


- ◆ Texas State students in jazz, marching and concert band, symphony, choirs, instrumental ensembles, mariachis and steel drum band maintain schedules of performances across the state and the world; the jazz program has been featured for years at the Montreux (Switzerland) Jazz Festival.
- ◆ Students in communications design continue to sweep competitions in Houston, San Antonio and Dallas, building the Art and Design Department's reputation as Texas' leading "graphic arts" program.
- ◆ Bobcats compete in 16 intercollegiate sports in NCAA Division I (Division I-AA in football), where 360 students are scholarship athletes, in addition to a wide-ranging program in intramural and club sports, which are open to all students. Students are offered leadership opportunities in more than 200 social, professional, political and religious organizations.

GENERAL

- ◆ The National Endowment for the Humanities has designated Texas State the nation's study center for the Southwest, one of eight such regional centers. Others are at Temple, Tulane, Ohio, Nebraska, California-Davis, Wisconsin,




and the Virginia Foundation for the Humanities.

- ◆ Texas State is the lead institution in the Round Rock Higher Education Center serving North Austin and Williamson County that opened in 1998. Enrollment is more than 1,600, and a permanent facility will be completed by 2005.
- ◆ The university's first capital campaign concluded in 1999, raising a total of \$74.6 million on a goal of \$60 million. Annual private gifts now total \$15 million, compared to about a half million dollars in 1988. In that time the endowment has increased from \$15 million to \$55 million.
- ◆ The Texas Rivers Center at San Marcos Springs, a partnership with Texas Parks and Wildlife, is in the planning stages at Aquarena Center to convert the former theme park into an educational and research facility focusing on the importance of aquifers, rivers and aquatic systems in Texas
- ◆ Katherine Anne Porter's childhood home in Kyle was bought and restored by Preservation Associates Inc. and a group of local Kyle citizens, mainly with the generous help of the Burdine Johnson Foundation, to be used as a writer's residence and a site for lectures and seminars by Texas State's MFA program in creative writing. In June 2002, First Lady Laura Bush dedicated the home as a National Literary Landmark, the second such designation in Texas.



Texas State University has been tabbed by numerous national publications over the past several years as a "best buy" or a "hot spot" in higher education. It doesn't get much better. Highly acclaimed Money magazine has listed Texas State among the best values in public colleges. Meanwhile, the university has been singled out by the likes of Newsweek as a hot spot to go to school.

Texas State's alumni includes distinguished, accomplished and even famous men and women in every discipline and field of study. From left to right: Indiana Pacer Jeff Foster, Emmy-winning producer Thomas Carter, Emmy-winning actor Powers Booth, multi-year country music entertainer of the year George Strait and Lyndon Baines Johnson, 36th United States President. Below is 1996 Olympic Gold Medal Winning High Jumper Charles Austin.





(Above) Prime Outlets of San Marcos and Tanger Factory Outlet Center draw about 6 million visitors a year to San Marcos, making them the third most popular tourist destination in the state, after San Antonio's River Walk and Alamo.

(Below Right) Texas State University is a predominant feature of the San Marcos skyline.

SAN MARCOS IS LOCATED in the southeastern part of Hays County and serves as the county seat for 670 square miles. Its proximity to the headwaters of the San Marcos River played a great part in the development of the city. The usual river, according to legend, was discovered by a group of Franciscan Monks in 1790 on St. Mark's Day. They honored the patron saint by naming the river in his honor.

The new County of Hays — named after Captain Jack Hays, a noted Indian fighter and Texas Ranger — was founded on March 1, 1848.

The city and the university have been in partnership from the beginning. The citizens of San Marcos put up the capital to purchase the land that was donated to the State of Texas to create Southwest Texas State Normal School in 1899.

San Marcos is 30 miles south of Austin and 45 miles north of San Antonio on Interstate 35. The scenic beauty is an asset that makes San Marcos different from other towns.

The land to the east of the city is commonly referred to as blackland prairie and is made of rich, fertile soil. To the west is the steeply rolling and limestone cliff Hill Country.

Summers are very warm (96 degree average) while Spring and Fall are mild. Winters are usually not severe and are short lived (53 degree average). The average yearly rainfall is 35.6 inches with a growing season of 254 days, and Hays County elevation ranges from 600 to 1,600 feet above sea level.

AMBIENCE

Natives and newcomers alike find a wonderful environment in which to work and play. The centerpiece of San Marcos is the remarkable spring-fed San Marcos River that mean-

ders through the city between park-lined banks. Historic districts include the National Register Districts of Belvin Street and the Courthouse Square.

OUTDOOR RECREATION

The San Marcos River is the focus of many parks which form a green belt through the city. Picnic areas, recreation buildings, an olympic-sized swimming pool, tennis courts, baseball fields, and one of the largest Playscapes in the nation are sprinkled throughout the city's nine parks. Outdoor recreation is a way of life in San Marcos' inviting climate.

SHOPPING

San Marcos offers the best in shopping opportunities from serious shopping to browsing. The historic Courthouse Square area offers a potpourri of shops referred to as the Texas Natural marketplace, while the Prime Outlets of San Marcos and Tanger Factory Outlet Center are some of the busiest shopping areas in the state.

SPECIAL EVENTS

It seems as though there is always a celebration in San Marcos.

Spring events include Carnival! in February; the Blue-bonnet Kite Festival in April; Historic Home Tour; Viva! Cinco de Mayo and the Texas Natural Weekend in May.

Summer events include the Texas Water Safari in June and the San Marcos Performing Arts Association's free Summer in the Park concert series June through August.

Fall brings Chilympiad, a world famous chili cookoff the third weekend in September and the Sights and Sounds of Christmas in early December along the San Marcos River Walk.



Strahan Coliseum

TEXAS STATE ENTERS its 22nd year in Strahan Coliseum, the \$8.8-million, 7,200-seat facility completed for use in 1982 for basketball and volleyball.

Texas State set a new attendance mark last year, averaging 2,286 fans per game to pass the previous record average of 2,262 set during the 1989-90 season.

The Bobcats had over 3,000 fans attend each of the team's final four games of the season including 4,114 for the Texas-San Antonio game. It was the seventh-largest crowd to see the Bobcats in Strahan.

Texas State was 9-3 in Strahan Coliseum during the 2003-04 season and has an overall record of 183-98 (65.1 percent).

Strahan Coliseum gives Texas State one of the finest playing facilities in the Southland Conference as well as in the Southwest.

The Coliseum has a wood playing surface with individual seats, including 1,7176 theater-styled padded seats in the lower level.

The 126,000 square foot facility has lighting which meets television specifications and can be expanded to over 8,000 seats for concerts and other events.


Construction on Strahan Coliseum first began in November of 1979.

Located adjacent to Strahan Coliseum on the south side is Jowers Center. Jowers is the home of Texas State's spring sport coaching offices as well as the university's department of Health, Physical Education and Recreation. The Center also includes men's and women's dressing rooms, racquetball and handball courts, a gymnastics competition area, two gyms, weight rooms, training rooms, a student lounge and laundry and equipment facilities.

Adjacent to Strahan Coliseum on the northeast side is Strahan Administrative Annex which opened in January, 2004.

The annex includes the athletic ticket office, athletic administration offices and conference facilities. Also within the annex and just off the north concourse of the Coliseum is the Maroon and Gold Room. The circular-shaped room serves as a gathering place for boosters prior to and during halftime of events and is also available for other university functions.


The Maroon and Gold Room includes a food preparation area behind a trophy case featuring Commissioner's Cup and Southland Conference championship trophies.



(Above and Above Right) The Texas State lone star logo is a prominent feature in Strahan Coliseum. (Right) The glass-framed Maroon and Gold Room is located between Strahan Coliseum and the athletic department's administrative offices.



Strahan Coliseum



TEXAS STATE ATTENDANCE YEAR-BY-YEAR

Year	Games	Attend.	Average	Record	Pct.
82-83	15	27,681	1,145	11-4	.733
83-84	12	21,343	1,641	9-4	.692
84-85	11	16,505	1,500	4-7	.364
85-86	12	14,577	1,121	5-8	.385
86-87	13	25,506	1,962	11-2	.846
87-88	14	25,158	1,797	6-8	.429
88-89	12	26,707	2,226	8-4	.667
89-90	12	27,144	2,262	8-4	.667
90-91	13	17,255	1,327	6-7	.462
91-92	13	14,634	1,126	4-9	.308
92-93	12	14,951	1,246	8-4	.667
93-94	14	24,414	1,744	14-0	1.000
94-95	14	25,359	1,811	10-4	.714
95-96	12	19,269	1,606	7-5	.583
96-97	11	18,566	1,688	11-0	1.000
97-98	12	19,144	1,595	9-3	.750
98-99	12	20,980	1,748	9-3	.750
99-00	13	18,212	1,401	7-6	.538
00-01	13	21,056	1,620	8-5	.615
01-02	12	20,642	1,720	7-5	.533
02-03	15	29,098	1,940	13-2	.867
03-04	12	27,427	2,286	9-3	.750
Totals	281	460,667	1,639	183-98	.651



TEXAS STATE TOP 10 CROWDS


Attend.	Opponent	Date	Result
5,591	Texas-San Antonio	Jan. 29, 1998	L, 64-63 ot
4,843	Mississippi Valley St.	Dec. 2, 1988	W, 95-74
4,759	Stephen F. Austin	Feb. 21, 1987	L, 72-68
4,341	Northwestern State	Jan. 28, 1999	W, 75-72
4,319	Northeast Louisiana	Feb. 28, 1994	W, 89-60
4,187	New Orleans	Dec. 3, 1988	L, 88-83
4,114	Texas-San Antonio	Feb. 25, 2004	L, 69-66
3,867	Texas Southern	Dec. 4, 1987	L, 95-88
3,823	Sam Houston State	Feb. 3, 2000	L, 59-57
3,815	Sam Houston State	Jan. 31, 1987	W, 77-72



Recent improvements to Texas State's Strahan Coliseum have included renovations to the Bobcats' locker room as well as the coaching staff's administrative offices which are located on the facility's concourse level.

Texas State Athletic Facilities

TEXAS STATE UNIVERSITY'S athletic facilities rival any in the Southland Conference. The End Zone Complex at Bobcat Stadium (bottom) serves as the centerpiece of the facilities and is the home of the Bobcat football as well as track programs. Both the baseball (right) and softball (below) home venues are known as Bobcat Field and combine to form a complex located between Strahan Coliseum and Bobcat Stadium. Texas State's soccer team actually has the pick of two different playing fields which make up the Bobcat Soccer Complex (center right) located on West Campus. Texas State's tennis team plays at a complex located adjacent to the main campus just off Sessom Drive (below right).



LOCATED IN THE HEART of campus, the Athletic Academic Center (AAC) is an integral part of the life of Bobcat student-athletes and has a vast amount of services and assistance available.

The AAC is structured after the principles of the NCAA CHAMPS (Challenging Athlete Minds for Personal Success)/Life Skills Program which was created to provide student-athletes with five basic components: Academic Excellence, Athletic Excellence, Community Service, Career Development and Personal Development.

The AAC, which is open approximately 70 hours each week Sunday through Friday, has an in-house computer lab with 25 desktop computers, as well as seven laptop computers, a scanner, color printer and a laserjet printer. The AAC has both small and large cubicles for use during tutoring or individual study sessions.

The Assistant Athletic Director for Academic Support and Student Services leads the center with the help of two full-time assistants, numerous tutors and front desk staff which consists of Texas State students. The AAC staff, in conjunction with the athletic department's compliance coordinator, strives to educate student-athletes about the numerous NCAA rules and regulations while monitoring their progress for continuing eligibility.

Each student-athlete works with a College (major) Advisor to make sure that they are enrolled in the correct classes to graduate. The

AAC staff verifies the classes to ensure that the student-athlete is working toward their degree, making semester progress requirements and GPA requirements.

THE ACADEMIC NOTEBOOK

The AAC is involved with every aspect of a student-athlete's academic life while at Texas State.

The relationship begins during the recruiting process, followed by new student orientation, PAWS Preview and continuing on with the Academic Notebook Program. The Academic Notebook Program is designed as a mentor program to assist freshmen, transfers and at-risk student-athletes. Each student involved in the Academic Notebook Program is assigned a mentor in the AAC who they meet with on a regular basis throughout the semester. The program requires each student-athlete to complete six hours of study time each week in the AAC. The program was developed in 1996 and Texas State University-San Marcos is the owner of the copyright for the program.

AAC TUTORING CENTER

Tutoring is offered several different ways through the AAC and other campus resources.


The AAC offers drop-in tutoring for a set group of classes on each night for those students who do not want the structure of assigned times each week. However, students who would like to meet with the same tutor each week have the option to do so by signing up with the Tutor Coordinator.

Student-athletes are also strongly encouraged to seek assistance in the Student Learning Assistance Center located in the Alkek Library as well as in the Office of Disability Services located in the LBJ Student Center.

COUNCIL OF STUDENT-ATHLETES

Texas State student-athletes are represented by a smaller group of their peers through the Council of Student-Athletes. These student-athletes are considered to be the leaders on their respective teams.

The group meets monthly to help plan community service events and special programs as well as serve as a voice for student-athletes to the Department of Athletic Administration. The group consists of two representatives from each sport.



Texas State University's Athletic Academic Center offers a wide variety of services and assistance to student-athletes.

Academics at Texas State

BOBCATS IN THE COMMUNITY

Every Bobcat student-athlete is encouraged to be active in the San Marcos community.

The 'Read with the 'Cats' Program is a reading incentive program for local first graders. Student-athletes volunteer throughout the year to visit different classrooms and read with students. The students are provided incentives for the number of books they read.

'Read with the 'Cats' is sponsored by HEB.

In addition to the HEB 'Read with the 'Cats' Program, every athletic team participates in various community service activities throughout each year. Many teams and individuals participate in the Bobcat Build community service program, a community clean-up effort, along with students and staff throughout campus. Other student-athletes headed up a can food drive that provided canned goods for families in need in the community.

OAK FARMS ACADEMIC ACHIEVEMENT AWARD

Any student-athlete who earns a 3.0 semester GPA in either the fall or the spring semester is recognized at a spring reception for his/her academic achievements. The reception and awards are sponsored by Oak Farms Dairy. Student-athletes who earn a perfect 4.0 are awarded a "Cream of the Crop" framed certificate.

Also presented at the Oak Farms Academic Achievement Awards is the Emmett Shelton Team Award. This year's award for the highest team cumulative GPA was presented to the softball and men's track & field programs.

THE RING

The "Bobcat Athletic Foundation Academic Ring" is symbolic of not only excellence on the playing field, but in the classroom as well.

The Texas State University athletic program initiated the program in May of 1986 and a total of 670 student-athletes have received rings through the completion of the 2004 spring semester.

Criteria for receiving the graduation ring are:

1. Must have received the "T" Letter from the Texas State University Athletic Department.
2. Must have completed their NCAA eligibility with Texas State University.
3. Must have earned their undergraduate degree from Texas State within one year after their NCAA eligibility has been completed.

The ring is dedicated to the student-athletes who have contributed their efforts on the field of play and balanced those efforts with a commitment to excellence in the classroom.


A list of student-athletes who played basketball at Texas State and earned the ring are listed to the right:

ACADEMIC ACCOMPLISHMENTS 2003-04 BY THE NUMBERS

- 16 Number of student-athletes selected to the SLC All-Academic Team
- 45 Student-athletes who earned a 4.0 GPA in one of the previous two semesters
- 71 Student-athletes who have graduated since August 2003
- 76 Southland Conference Fall & Spring Honor Roll
- 283 Student-athletes who earned a 3.0 GPA in one of the previous two semesters

EMMETT SHELTON TEAM AWARDS

Softball and Men's Track and Field earned the highest cumulative grade point average.



Willie Battle
Stacy Bennett
Clay Click
Marcus Cooper
Ray Danielak
Clifton Ellis
Dain Ervin
Manny Flores
Gregg Frizzell
Eliezar Gordon
Jon Haas
Richard Hastings
Nate Haynes
Andre Hensley
Rodney Hill
Byron Hobbs

Kenyatta Isabel
Ross Johnson
John Martin
Jermal McCoy
Kelvin Moore
John Morgan
Carlos Morris
Mats Ostberg
Shon Ridge
Kevin Russell
Marshall Sanders
Dameon Sansom
Max Schleder
Gerald Scott
Slaven Smiljanic
Kevin Stiner

Lynwood Wade
Rodney Walton
Patrick Williams
Melih Yavsaner

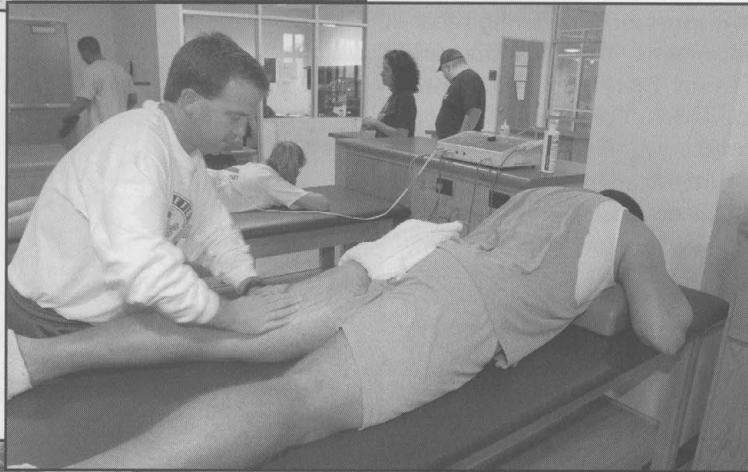
Athletic Training

TEXAS STATE HOUSES one of the most comprehensive Athletic Training Education programs in the region, featuring an accredited program. campus, the Athletic Academic Center (AAC) is an integral part of the life of Bobcat student-athletes and has a vast amount of services and assistance available.

With a staff of five certified athletic trainers, approximately 36 student athletic trainers, four orthopedic surgeons serving as team physicians and Central Texas Medical Center providing diagnostic and surgical facilities, Texas State athletes are provided with a coeducational athletic health care environment.

The Athletic Training Education Program has produced over 160 graduates since 1972 who are now working as licensed and certified athletic trainers in high schools, colleges and sports medicine clinics across the country.

Providing quality health care for Texas State student-athletes is the primary goal of the sports medicine team.



Strength and Conditioning

TEXAS STATE STUDENT-ATHLETES are evaluated by the strength and conditioning staff to determine each player's strengths and weaknesses.

From the evaluations, the student-athlete is provided with a computer-generated, individualized strength and conditioning program. The program is designed to help the student-athlete become the most efficient and injury free as possible.


The weightlifting portion of the program is based on olympic lifts (snatch, clean and jerk) which enhance the student-athlete's strength and speed development.

Each student-athlete's progress is monitored and changes are made in the computer as needed to provide the proper load at which to train for maximum results.




The strength and conditioning program is a year-round activity with in-season, off-season and summer workouts provided for each student-athlete. In season, the younger basketball student-athlete's training load and intensity are increased to enhance their physical development and prepare them for the future.

Along with workouts, the student-athlete also receives education on nutrition and its importance to enhance athletic performance.

Texas State student-athletes continue to show significant increases in strength, power and speed in testing performed by the strength and conditioning staff.




Texas State Basketball



THE STAFF

16	Head Coach Dennis Nutt
18	Assistant Coaches
20	Dr. Denise Trauth
21	Dr. James Studer
22	Dr. Larry Teis
23	Administrative Staff



DENNIS NUTT

HEAD COACH ♦ FIFTH YEAR
TCU, 1986

TEXAS STATE head men's basketball coach Dennis Nutt is known as one very positive person. The kind of guy who sees the cup half full and not half empty.

On the court, that attitude has translated to the Bobcats finishing in the upper echelon of the final Southland Conference standings the past three seasons.

Last year's Texas State team was 13-15 but finished in a four-way tie for fourth place in the SLC. A year earlier the Bobcats were 17-12 overall and posted a fourth-place finish in the league race with an 11-9 Southland Conference record.

Now in his fifth year, Nutt has a full squad of 14 players for the first time, including seven returners. Among the seven is Preseason Second-Team All-Southland Conference pick Josh Naylor as well as the squad's leading rebounder from a year ago, Anthony Dill.

The Bobcats face a demanding schedule which includes a season-opener up the road at the University of Texas as well as games at SMU, Colorado State and TCU.

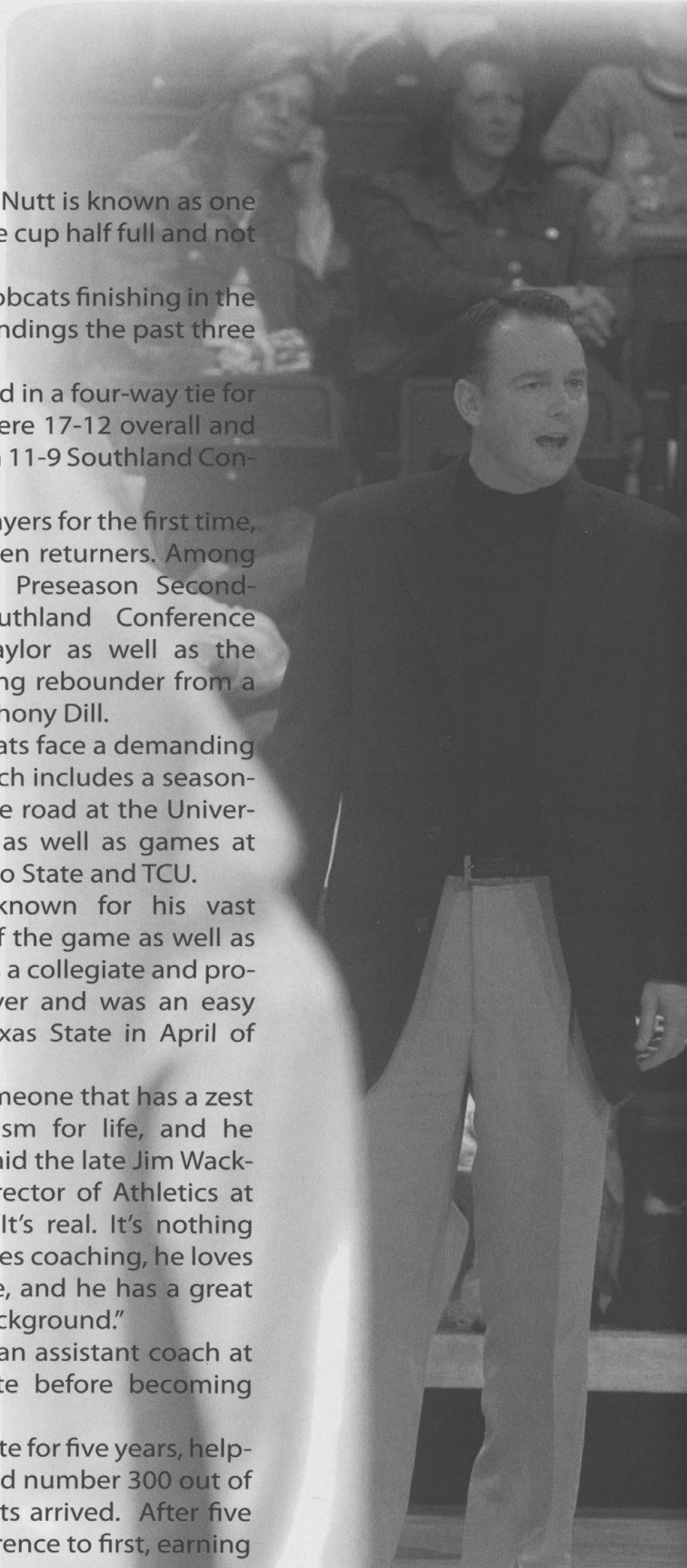

Nutt is known for his vast knowledge of the game as well as experience as a collegiate and professional player and was an easy choice for Texas State in April of 2000.

"I love someone that has a zest and enthusiasm for life, and he lights it up," said the late Jim Wacker, former Director of Athletics at Texas State. "It's real. It's nothing phony. He loves coaching, he loves young people, and he has a great basketball background."

Nutt was an assistant coach at Arkansas State before becoming

the 13th men's hoop coach in Texas State history.

Nutt worked for his brother Dickey at Arkansas State for five years, helping turn the program around. The Indians were ranked number 300 out of 315 NCAA Division I basketball teams when the Nutts arrived. After five years, Arkansas State had gone from last in the conference to first, earning



Texas State Coaching Staff

a pair of Sun Belt Conference Championships and a berth into the NCAA Tournament.

Nutt had a standout career at TCU, playing for the Horned Frogs from 1981-85. He was selected to the All-Time Southwest Conference Team after being voted First-Team All-Southwest Conference in 1984 and 85. He was a two-time team MVP, as well, and ranked third nationally in free throw shooting (92%) as a senior. He completed his degree from TCU in 1986.


Nutt continued playing in the CBA in LaCrosse and Sioux Falls before signing with the Dallas Mavericks, where he played for two seasons.

He then worked as a graduate assistant coach at Texas A&M for one season before taking one more shot at playing professional basketball. He signed with Real Madrid in Spain, where he spent one season playing for one Coach George Karl in the European Basketball Association.

Returning to coaching, Nutt

spent four years as an assistant coach at Westark Community College in Fort Smith, helping the school to a 65-26 record from 1991-95. Westark was Bi-State East Conference Champions in 1992.

"I said this when I took the job and it remains true today," Nutt said.



"This is a dream come true for me. I have prepared all my life for this opportunity and I am grateful Texas State has given me a chance to do it."

In addition to Dickey at Arkansas State, Dennis Nutt has another brother currently serving as a head coach. Houston is the head football coach at the University of Arkansas, and brother Danny is an assistant

coach handling running backs on the Razorback staff. Sports Illustrated ran an article on the Nutt family four years ago titled "You've Got to be Nutts."

Nutt is married to the former Vicki Hughes, a 1986 TCU graduate. The couple has twin girls, Macy and Myca, age 12.

NOTING NUTT

- FULL NAME:** Dennis Clay Nutt
- BORN:** March 25, 1963 in Little Rock, Ark.
- HIGH SCHOOL:** Little Rock Central, High School, 1981. Member of Central's football and basketball state championship squads.
- FAMILY:** Wife: Vicki. Daughters, Macy (12) and Myca (12).
- COLLEGE:** Graduated from TCU, 1986 ... selected to the All-Time Southwest Conference Team ... two-time team MVP.
- PRO EXPERIENCE:** Played in the CBA in LaCrosse in Sioux Falls ... played two seasons for the NBA Dallas Mavericks ... finished playing career in the European Basketball Association playing for Real Madrid.
- COACHING EXPERIENCE:** Graduate assistant at Texas A&M (1989-90) ... Assistant Coach at Westark Community College in Fort Smith, Ark. (1991-95) ... Assistant Coach at Arkansas State (1995-2000) ... Head Coach at Texas State (2000 - Present).

COACHING RECORD

Overall Record: 55-58/.487
SLC Record: 39-37/.513


NUTT AGAINST THE SLC

OPPONENT	W	L
Lamar	5	3
Louisiana-Monroe	5	4
McNeese State	2	6
Nicholls State	6	2
Northwestern State	3	4
Sam Houston State	4	3
Southeastern Louisiana	3	4
Stephen F. Austin	2	6
Texas-Arlington	5	3
Texas-San Antonio	4	7

NUTT'S YEAR-BY-YEAR RECORD

Year	School	Overall			Conference		
		W	L	Pct.	W	L	Pct.
2000-01	Texas State	13	15	.464	10	10	.500
2001-02	Texas State	12	16	.429	10	10	.500
2002-03	Texas State	17	12	.586	11	9	.550
2003-04	Texas State	13	15	.464	8	8	.500
Totals		55	58	.487	39	37	.513

Texas State Coaching Staff



GREG YOUNG
ASSISTANT COACH ♦ FIFTH YEAR
HOWARD PAYNE, 1986

BEGINNING HIS FIFTH SEASON on the Texas State coaching staff is Greg Young.

In addition to on-court coaching responsibilities including game-plan preparations and scouting reports, Young serves as the Bobcat recruiting coordinator. He also has responsibilities in setting the offensive and defensive goals of the team. Additionally,

Young is responsible for checking on the academic progress of the squad.

Off the court, Young assists with several Texas State community service projects.


Young came to Texas State from Hill College in Hillsboro, Texas, where he served as the head men's basketball coach for two seasons. He was a combined 38-25, including a trip to the

Region V Tournament final, the school's first trip to the regional championship game since 1974.

Prior to his tenure at Hill College, he was the head coach at Lamar College from 1994-98 and had a combined 60-63, four-year record.

Young previously served as an assistant coach at Eastern New Mexico, helping the team to a Lone Star Conference championship and NCAA Division II "Sweet Sixteen" appearance. He has also made coaching stops at Texas Wesleyan and Cleburne High.

Young graduated from Howard Payne University in 1986, after lettering four years in basketball. He earned a master's degree from Texas Wesleyan in 1990. He and his wife, Nicole, have a daughter, Reagan Yvonne (3).



CLARK SHEEHY
ASSISTANT COACH ♦ FIFTH YEAR
JOHN BROWN, 1999



IN HIS FIFTH SEASON on the Texas State coaching staff is Clark Sheehy.


In addition to his on-court responsibilities, Sheehy is responsible for game-plan preparations as well as scouting reports. He is also highly involved in recruiting for the Bobcats.

Sheehy came to Texas State from Texas A&M-Commerce where he was an assistant coach for one season (1999-2000). While at A&M-Commerce, Sheehy was the director of scouting and recruiting. He was also responsible for developing the skills of the guards and wing players.

Prior to the move to Texas State, Sheehy coached at his alma mater, John Brown University in Siloam Springs, Ark. His coaching responsibilities at John Brown included serving as the Golden Eagles' head recruiter. He also designed and developed game and practice plans.

Sheehy received his bachelor's degree in health and physical education from John Brown in 1999. As a player, he was a four-year letter winner for John Brown. While at Texas A&M-Commerce, he earned his master's of education degree in physical education.






MANNY FLORES **ASSISTANT COACH ♦ SECOND YEAR** **TEXAS STATE, 2002**

MANNY FLORES IS ONLY in his second season as a fulltime assistant on the Texas State coaching staff but has an extended history with the school's basketball program.

In addition to on-court coaching, Flores serves



as the liaison between the basketball program and the academic and student support services office. He also coordinates the Junior Bobcat Clinics held during the year and is the director of the summer basketball camps.


He also has responsibilities with recruiting.

Flores is a former Bobcat standout who was the team's

starting point guard during a two year playing career from 1999 to 2001.

The El Paso native was an honorable mention All-Southland Conference performer as a senior at Texas State, finishing in the top five in both assists and steals. An iron man, Flores averaged nearly 35 minutes of playing time a game. He transferred to Texas State from Cochise Community College.

Flores was a student assistant coach for the 2001-02 season while he finished his degree.



JASON KARLIK **ASSISTANT ATHLETIC TRAINER** **SEVENTH YEAR** **WESTERN OREGON, 1994**

JASON KARLIK IS IN his seventh season as an assistant athletic trainer at Texas State. It is his ninth year on the staff, having spent two years as a graduate assistant.

Karlik works primarily with the men's basketball program and assists with other athletic programs. He has also served as the athletic trainer for baseball and softball at Texas State.

Karlik teaches classes in the Athletic Training Education Program and supervises students in clinical settings.

A native of Oregon City, Oregon, Karlik received his bachelor's degree in education from Western Oregon University in 1994. He served as the Head Athletic Trainer for Centennial High from 1995 to 1996 before moving to San Marcos

Karlik earned his master's degree in exercise and sports science from Texas State in 1998. He is married to the former Stephanie Korobeinkov and the couple has a son, Jackson, born in March 2003.



DR. DENISE TRAUTH

PRESIDENT

COLLEGE OF MOUNT ST. JOSEPHS, 1971

DR. DENISE TRAUTH begins her third year as the president of Texas State University. She became the ninth president at Texas State in June 2002.

During her first two years at Texas State, the university has changed names and celebrated its first 100 years of classroom instruction (the first classes were held in September 1903). A sixth Ph.D. (aquatic resources) was approved and began instruction last fall, and other doctoral programs are in various stages of approval.

The university also established a multiyear plan to increase the size of the faculty and bring average faculty salaries up to a more competitive level, hired its first provost, and received legislative funding approval for and broke ground on a permanent facility at the Round Rock Higher Education Center.

Also under Trauth's leadership, Texas State has developed a new university mission statement, new shared values, new university goals and completed a Strategic Plan to guide the university through 2009.

Work began this summer on the Campus Master Plan that will be a blueprint for the physical campus for the next decade.

New facilities that have opened in the last two years include the Mitte Complex, San Marcos and San Jacinto residence halls, the Student Health Center, Bobcat Village, the Endzone Complex and the addition to Strahan Coliseum. The university also broke ground on a new home for the College of Business Administration, which has been named for Emmett and Miriam McCoy of San Marcos in recognition of their \$20 million gift to the college, the largest gift in the history of the school.

Trauth came to Texas State from the University of

North Carolina at Charlotte, where she served as provost and vice chancellor for academic affairs. Prior to being named provost and vice chancellor, she served as dean of the UNCC Graduate School and as a professor of communication studies.

As provost at UNCC, she led the university's successful push to be reclassified as a Carnegie Doctoral/Research Intensive institution.

Other accomplishments included leading the school through two rounds of strategic planning with the adoption of two campus-wide academic plans, the recruiting of five new deans and three associate vice chancellors, organizing and implementing a discipline-based equity study for faculty salaries and overseeing a review and revision of undergraduate general education requirements. Trauth also oversaw the formation of the College of Information Technology and the College of Health and Human Services at UNCC.


Before joining the UNCC staff, Dr. Trauth was a faculty member and administrator at Bowling Green State University for 16 years. She joined the faculty there as an assistant professor of speech

communication and became assistant director of the School of Speech Communication a year later. She became chair of Bowling Green's Department of Telecommunications and later served as associate dean of the university's Graduate College.

Trauth also served on the faculty of the University of Tulsa from 1974 to 1977.

She holds a bachelor's degree in English literature from the College of Mount St. Joseph in Ohio, a master's degree in journalism from Ohio State University and a Ph.D. in mass communication from the University of Iowa. She is married to John Huffman, a retired professor. They have two grown daughters.





DR. JAMES STUDER

VICE PRESIDENT FOR STUDENT AFFAIRS
DEFIANCE COLLEGE, 1965

IN HIS ROLE as Vice President for Student Affairs at Texas State University, Dr. James D. Studer is responsible for directing, coordinating and giving leadership to many student life services and programs on the Texas State campus including the Department of Athletics.

Studer, who is in his 14th year at the university, also has a variety of other programs fall under his leadership. Among those functions are Admissions, Student Financial Aid, Counseling, Career Services, Commuter Services, Orientation, Alcohol and Drug Resource Center, Dean of Students, Student Center, Campus Activities and Programs and Greek Life. Other areas under Student Affairs are Disability Services, Students' Legal Advisor, Student Justice, Residence Life, Student Mentoring Program, Multicultural Student Affairs, Recreational Sports, Student Health Service, Student Support Services, Upward Bound, Talent Search, Student Volunteer Center and the University Police Department.

Studer is also an Associate Professor in the Department of Educational Administration and Psychological Services and teaches two courses each year in the Student Affairs Master's of Education program.

In his role of overseeing Athletics, Studer maintains the department is moving in a positive direction. "We have or are developing winning traditions in all of our sports," Studer said. "The budget is balanced and the academic performance of our student-athletes is excellent."

Under Studer's leadership, the End Zone Complex

at Bobcat Stadium has been completed as has the new administrative annex adjacent to Strahan Coliseum.

"We appreciate the support of our fans and friends as we continue the capital building plan over the next several years," Studer said.

Prior to coming to Texas State, Studer was the Assistant Vice President for Student Affairs and Services and Director of Student Life at Michigan State University for ten and a half years. He was also an Assistant Adjunct Professor of Higher Education at Michigan State as well as the Associate Program Director of the MSU Health Promotion Program.

Studer has also served as the Dean of Student Life at Ohio Wesleyan University in Delaware, Ohio (1969-1980) and Assistant and Associate Dean of Students at The Defiance College in Defiance, Ohio (1965-1969).


Studer received a bachelor's degree from The Defiance College (major-biology), a master's degree from Bowling Green State University (counseling and guidance) and his Ph.D. from The Ohio State University (higher education administration). He also holds certificates from the Harvard University Management Development Program and the Texas Governor's Executive Development Program.

He has three children: Kristine (36), Craig (32) and Kyle (18).


Dr. Studer is a member of Rotary International, the San Marcos Chamber of Commerce, the Bobcat Athletic Foundation and the United Methodist Church of Wimberley.




Dr. Robert Gratz
Special Assistant to
the President



Gerald Hill
Vice President for
University Advancement




Dr. Perry Moore
Provost and
Vice President for
Academic Affairs




Bill Nance
Vice President for
Finance and
Support Services



Dr. C. Van Wyatt
Vice President for
Technology



Dr. Paul Gowens
Faculty Representative



DR. LARRY TEIS

DIRECTOR OF ATHLETICS
TCU, 1988

DR. LARRY TEIS was named director of athletics at Texas State University earlier this year by University President Denise M. Trauth.

Teis had served as associate director of athletics for external affairs at Texas State since December 1998.

In his previous administrative position, Teis was responsible for external and community relations for the Texas State Department of Athletics, as well as game management, marketing, promotions, facilities and ticket sales. He was also responsible for the administration of men's and women's golf, baseball and volleyball as well as the Strutters.

"We believe that Larry Teis possesses the skills, experiences, leadership and values that are exactly what this institution and this department need. We believe Larry has the support of the department's coaches, staff, boosters, alumni and fans," Trauth said.

When he was named athletic director March 11 of this year, Teis said, "This is a great day for me, my family and my friends. I know the tremendous potential we have here and look forward to leading this great athletics department."

Teis's first challenge was to fill several administrative positions, including three associate athletic directorships.

"For a director of athletics, it is important to find senior staff members who share in your vision and who demonstrate loyalty and respect," he said.

James Studer, vice president of Student Affairs at Texas State, said the university administration had considered conducting a nationwide search for a new director of athletics, but soon determined the

right person for the job was already on campus.

"It became apparent very early in the process that Larry was the perfect candidate for this position," Studer said.

Since becoming athletic director, a consultant has been hired and a process continues to identify the department's strengths and weaknesses in order to move the department forward and position it as a premiere program.




A native of Fort Worth, Teis came to Texas State after spending four years as the director of athletics marketing at TCU. In that position, he developed the marketing plan for all sports at TCU, including facility signage, season ticket campaigns, game day operations and corporate sponsorships and donations.

Prior to his tenure at TCU, Teis was the Assistant Director of the University of New Mexico's Lobo Club for three years, working in all aspects of the athletic department's annual fund drive.

Teis holds a bachelor's degree in marketing from TCU, a master's in sports administration from St. Thomas University of Miami, Fla., and a doctorate in health, physical education and recreation with an emphasis in sports administration from the University of New Mexico.

Teis and his wife, Jana, have two daughters, Taylor (11) and Shelby (7).

Texas State Athletic Staff



DON COYRELL
ASSOCIATE ATHLETICS DIRECTOR/
EXTERNAL OPERATIONS
LAMAR, 1998

DON CORYELL IS IN his first year at Texas State as the Associate Athletics Director for External Operations, coming to San Marcos from Lamar University.

A former standout basketball player for Lamar and Beaumont native, Coryell worked for four years as a member of the Lamar Athletic Department.


After initially serving as the department's marketing specialist, Coryell moved to the position of Assistant AD for Development in June of 2001.

Coryell was responsible for all external affairs of the department — including fund-raising, marketing, promotions, sponsorships and community relations. He also oversees the men's and women's golf programs as well as the soccer program.

Additionally, he served as executive director of the Cardinal Club, the booster group for Lamar Athletics. He successfully headed the Cardinal Club Membership Drive that exceeded its goal of raising \$100,000.

Prior to returning to his alma mater, Coryell spent one season playing professional basketball in Ireland for the Rullman Flyers. He was a member of the all-star team and headed clinics for students from ages 5-18 at over 40 campuses.

A 1998 graduate of Lamar with a bachelor's degree in corporate communication, Coryell was named the team's most valuable player following his senior season. He played two years at Lamar after transferring from Angelina Junior College where he was a 1996 Academic All-American.



TIM McMURRAY
ASSOCIATE ATHLETICS DIRECTOR/
DEVELOPMENT & COMMUNICATIONS
LAMAR, 1992

TIM McMURRAY IS IN his fifth year at Texas State and his first as Associate Athletics Director for Development and Communications.

In his current role, McMurray oversees the Bobcat Athletic Foundation (executive director), sports information, Strutters and is directly responsible for athletic major gifts. He is also responsible for the administration of the Bobcat baseball and softball programs.

In his previous role as Assistant Athletics Director for Development, McMurray helped generate agreements that have resulted in several major capital gifts. These gifts have resulted from a comprehensive facility naming campaign currently taking place in the department. Accompanying this project is a brick paver and locker naming campaign adjacent to athletic facilities.

In addition to the end zone complex, facility enhancement

projects undertaken by the department and university include: a new athletic administration building, soccer complex enhancements, re-surfacing the track and future baseball/softball complex renovations.

McMurray came to Texas State in fall of 2000 from Lamar where he was an Assistant Athletic Director for Development. He handled all external affairs of the department, including fund-raising, marketing and promotions, sponsorships and community affairs. In addition, he was the executive director of the Cardinal Club, the booster group for Lamar Athletics.

In addition to being recently elected to the National Association of Athletic Development Directors (NAADD) eight member national executive committee, McMurray is also involved in the San Marcos community. His service on the Leadership San Marcos Board, the American Cancer Society Board, and memberships in the San Marcos, New Braunfels, and Kyle Chambers of Commerce help actively spread the word about Bobcat Athletics.

McMurray worked for eight years in the Lamar Sports Information Office, working with each of the school's 14 sports during his tenure. He is a 1992 graduate of Lamar. Additionally, he is a 2000 graduate of the NACDA Sports Management Institute

McMurray and his wife, Vickie, reside in New Braunfels.



TRACY SHOEMAKE
ASSOCIATE ATHLETICS DIRECTOR/
INTERNAL OPERATIONS
TEXAS, 1990

TRACY SHOEMAKE IS IN her first year as the Associate Athletics Director for Internal Operations at Texas State.

In her new role, Shoemaker will oversee internal operations in the athletic department, including compliance, the athletic training program, strength and conditioning, video, equipment, and will oversee track and field, cross country and women's tennis. She will also serve as the Senior Women's Administrator.

Shoemaker came to the Bobcats from the America East Conference, located in Boston, Mass. She served as Assistant Commissioner for Compliance since 1997, but also handled numerous other duties. She administered various America East Conference championships, including men's basketball.

Shoemaker coordinated all facets of NCAA governance structure and legislative process for the league membership. She both interpreted NCAA rules and regulations for the league's schools and enforced conference policies and processed NCAA secondary violations.

A native of New Braunfels, Texas, Shoemaker handled compliance for two years at Northeastern University prior to the America East Conference. She also served as administrator for various sport programs.


Shoemaker worked from 1991 to 1995 at the University of Houston, the first three years in athletic academic counseling and the last in compliance.

A 1990 graduate of the University of Texas with a bachelor's in liberal arts, Shoemaker earned her master's in sports administration from UH in 1993.


Texas State Administrative Staff



Steven Beeler
Director of Marketing & Promotions




Erik Book
Ticket Manager



Josh Daume
Internal Operations Coordinator



Ann Frugoni
Bobcat Athletic Foundation Coordinator




Derek Grice
Facilities & Game Operations Director




Judy Harris
Athletic Accounting Clerk



Debra Hutcheson
Business Manager




Scott Lazenby
Director of Athletic Compliance



Erin Magee
Basketball Administrative Assistant



Ron Mears
Director of Media Relations



Andrea Poag
Assistant Director of Athletics/Academics


Texas State Head Coaches




David Bailiff
Football



Galina Burkharina
Track and Field




Karen Chisum
Volleyball




Kat Conner
Soccer




Suzanne Fox
Women's Basketball




Ty Harrington
Baseball



Dacia Mackey
Women's Golf



Dennis Nutt
Men's Basketball



Tory Plunkett
Tennis



Ricci Woodward
Softball



Bill Woodley
Men's Golf

THE BOBCATS

26	Texas State Preview
27	SLC Preseason Information
28	Texas State Roster
29	Bobcat Biographies
38	Roster Breakdown

BOBCAT NOTES

Texas State begins its 83rd season of collegiate basketball. The Bobcats are a combined 1,113-907 (.551) since beginning intercollegiate competition in 1920.

Under head coach Milton Jowers, Texas State won the 1960 NAIA National Tournament, defeating Westminster (Pa.) 66-44 in the championship game.

Texas State made the jump to division I prior to the 1984-85 season and has twice appeared in the NCAA Division I Basketball Tournament. The Bobcats' last NCAA appearance was 1997.

The Bobcats led the Southland Conference in three-point field goals made in 2004, averaging 7.5 treys per game.

Texas State averaged 2,286 fans per game to set a new Strahan Coliseum record. The previous record of 2,262 was set during the 1989-90 season. The Bobcats drew a season high 4,114 for its game against I-35 rival Texas-San Antonio and closed out the year with a crowd of 3,513 for the Stephen F. Austin game in March.

Texas State had led the Southland Conference in steals the previous three seasons before averaging 6.96 steals during the 2003-04 season, ninth-best in the Southland Conference.

To be successful this season, Texas State University will have to mesh seven newcomers with seven returning lettermen, including three starters.

The Bobcats have a solid core of returning talent including three seniors. Preseason Second-Team All-Southland Conference pick Josh Naylor as well as forwards Zach Allison and Anthony Dill all started last year for the 'Cats.

Naylor averaged 11.3 points and 2.4 rebounds last season. He led the Southland Conference in free throw shooting percentage (56-of-60), was third in the league in three-point shooting (41.6 percent) and sixth in three-pointers made per game (2.21). He also ranked 11th in the league, averaging 2.8 assists an outing.

Allison was one of only two players to start all 28 games last year and averaged 8.1 points and 4.4 rebounds as a junior. Dill averaged 8.2 points and was the team's leader in rebounding with a 4.7 per-game average.

"Josh Naylor was probably one of the best shooters in the Southland Conference last year," Nutt said. "You couldn't outwork Zach Allison in practice and that's why he started every game. And Anthony Dill came off a back injury to have a great junior year. Those guys have been through the war and understand the style that we want to play."

The Bobcats also return four other lettermen – Antwoine Blanchard, Brad Brickens, Lance Burroughs and Evan Patterson.

Blanchard is one of only two players returning with more than one year of experience in the Texas State program, the other being Brickens. Blanchard averaged 1.7 points while playing 24 games last year as a sophomore. Brickens red-shirted last year but returns for his junior season having averaged 5.6 points and 2.2 rebounds in 53 career games.

Burroughs averaged 2.3 points and 2.5 rebounds last year as the team's ener-

gizer. He played in all 28 games as a sophomore. Patterson averaged 2.0 points and 1.9 rebounds and provides the Bobcats with the versatility to play a variety of positions.

"We have seven guys who are very experienced," Nutt said. "We have three starters back and you could almost say four with Brad Brickens back in the lineup. It is a pretty good mix and it will be up to them to establish their roles."

Texas State will also be able to benefit from having a full roster for the first time in Nutt's five-year tenure. The numbers mean the Bobcats will have to bring a determined work effort to practice every day and players will push one another for playing time.

"In playing a sport that covers five months and two semesters, a lot of things can happen," Nutt said. "It is very important to have a deep bench. It is a good change to have that many bodies involved in practice."

The improved numbers is a direct result of an appeal of the NCAA's former 5/8 rule which allowed teams to only sign five players in one season or eight during two consecutive years.

"I understand the reasons why the rule was implemented but it really hurt newly-hired coaches," Nutt said. "You start out low and never catch up."

Texas State has seven newcomers this year – four junior college transfers and three freshmen.

The transfers include Andre Oupoh who averaged 16 points and eight rebounds last year at Frank Phillips Junior College and Terrell Broussard who averaged 13 points and 10 rebounds at Weatherford Junior College. Rory Green was a member of a Northwest Mississippi Community Col-



Texas State's Josh Naylor made 93.3 percent of his free throws (56-of-60) as a junior. Had he met the NCAA minimum for free throws made (2.5 pg) he would have ranked third nationally.

lege squad which placed seventh at the NJCAA National Tournament. He averaged 10.5 points and three rebounds. Chris Langhorne was a late signee who averaged 10 points, five rebounds and four assists at Eastern Utah.

The newcomers also include freshmen Roderick Adams, Matt Canady and Clint Chasteen.

Adams averaged 15 points, five rebounds and five assists at Cedar Hill High School. The team was a state finalist Adams' senior year and has posted a 103-10 record over the last three years. Canady averaged 22 points and 10 rebounds at Metro Christian Academy in Tulsa, Okla. Chasteen is a walk on who averaged 12 points, seven rebounds and four assists at Coppell High School. Chasteen's mother, the former Kathy Edwards, was a two-year letter winner on Texas State's women's basketball team in the 1980s.

Texas State will also have to overcome not having an advantage when it comes to height this year.

"We don't have the 6-9 or 6-10 player but we are stronger and more athletic," Nutt said. "I think this league is tailor made to that. Zach Allison is not your typical four-man in most programs at 6-5 but in this league he is probably one of the best. He's a great rebounder, relentless and can step out and shoot the ball from outside."

2004-05 SCHEDULE

Texas State opens its season Nov. 19 against perennial power Texas and the Bobcats also play road games against teams from Conference USA (TCU), the Mountain West (Colorado State) and the WAC (SMU).

The Bobcats open at home Nov. 23 against St. Edward's.

The 'Cats open play with four non-conference games at home in December and have a two-game road swing to Colorado later in the month before opening Southland Conference play at McNeese State in January.

"Obviously we have got to use the 11 nonconference games to prepare us for the Southland," Nutt said. "We have a good mix of games including Texas, SMU and TCU on the road as well as

some interesting home games. We have to use those games wisely to continue to keep getting better. Hopefully by January we are playing


"We have seven guys who are very experienced. We have three starters back and you could almost say four with Brad Brickens back in the lineup. It is a pretty good mix and it will be up to them to establish their roles."

— DENNIS NUTT, HEAD COACH

some really good basketball.

As for starting conference play on the road, Nutt added, "Within our league there is so much parity and it's imperative to get off to a good start but you also have to be good finishers. We had a good January but didn't fare so well later in the year.

"And we need to become a better road team," he added. "We've always had success here at home but we have to take that on the road. We have to be a mature, tough team on the road."



Anthony Dill led the Bobcats in rebounding last year, averaging 4.7 boards to go along with an 8.2 scoring average.

SLC POLLS

Preseason Coaches Poll

1. NW State (4)	88
2. Sam Houston (4)	87
3. UTSA (1)	67
4. SFA (1)	67
5. Southeastern La.	64
6. Lamar	56
7. McNeese St.	43
8. UL-Monroe	38
UTA	38
10. Texas State	36
11. Nicholls State	10

Preseason SIDs Poll

1. UTSA (5)	97
2. NW State (3)	96
3. Sam Houston (1)	92
4. S'eastern La. (1)	86
5. Stephen F. Austin	80
6. Lamar (1)	60
Texas State	60
8. UTA	53
9. McNeese State	43
10. UL-Monroe	42
11. Nicholls State	17

PRESEASON TEAMS

SLC Preseason 1st Team

Nate Lofton
Southeastern La.
Joe Thompson
Sam Houston State
Jermaine Wallace
Northwestern State
Willie Depron
Nicholls State
Clifton Lee
Northwestern State

SLC Preseason 2nd Team

Josh Naylor
Texas State
Byron Allen
Northwestern State
Eddy Fobbs
Sam Houston State
Marcus Clark
Stephen F. Austin
Stephen Thomas
Texas-Arlington

2005 Rosters

Texas State Numerical Roster

No.	Name	Pos.	Ht.	Wt.	Cl./Exp.	Hometown/Previous School
1	Antwoine Blanchard	G	6-0	175	Jr./2L	Little Rock, Ark./Parkview HS
2	Andre Oupoh	G	6-3	225	Jr./TR	Newark, N.J./John Dickinson HS/Frank Phillips JC
3	Brad Brickens	G	6-4	180	Jr./2L	Austin, Texas/Bowie HS
4	Zach Allison	F	6-5	230	Sr./1L	Carthage, Texas/Carthage HS/Panola JC
10	Chris Langhorne	F	6-4	190	Jr./TR	Willingboro, N.J./Willingboro HS/Eastern Utah
11	Lance Burroughs	G	6-4	200	Jr./1L	South Lake, Texas/Carroll HS/Colin County CC
12	Roderick Adams	G	6-1	185	Fr./HS	Cedar Hill, Texas/Cedar Hill HS
15	Josh Naylor	G	6-0	180	Sr./1L	Rockwall, Texas/Rockwall HS/Northern Okla. College
21	Rory Green	G	6-2	195	Jr./TR	Memphis, Tenn./Northwest Mississippi CC
23	Terrell Broussard	F	6-7	215	Jr./TR	Irving, Texas/Nimitz HS/Weatherford JC
25	Anthony Dill	F	6-7	235	Sr./1L	Richardson, Texas/Richardson HS/Richland JC
30	Clint Chasteen	F	6-5	200	Fr./HS	Coppell, Texas/Coppell HS
33	Matt Canady	F	6-8	230	Fr./HS	Tulsa, Okla./Metro Christian Academy
34	Evan Patterson	F	6-6	220	Jr./1L	Cedar Hill, Texas/Cedar Hill HS/Stetson

Texas State Alphabetical Roster

No.	Name	Pos.	Ht.	Wt.	Cl./Exp.	Hometown/Previous School
12	Roderick Adams	G	6-1	185	Fr./HS	Cedar Hill, Texas/Cedar Hill HS
4	Zach Allison	F	6-5	230	Sr./1L	Carthage, Texas/Carthage HS/Panola JC
1	Antwoine Blanchard	G	6-0	175	Jr./2L	Little Rock, Ark./Parkview HS
3	Brad Brickens	G	6-4	180	Jr./2L	Austin, Texas/Bowie HS
23	Terrell Broussard	F	6-7	215	Jr./TR	Irving, Texas/Nimitz HS/Weatherford JC
11	Lance Burroughs	G	6-4	200	Jr./1L	South Lake, Texas/Carroll HS/Collin County CC
33	Matt Canady	F	6-8	230	Fr./HS	Tulsa, Okla./Metro Christian Academy
30	Clint Chasteen	F	6-5	200	Fr./HS	Coppell, Texas/Coppell HS
25	Anthony Dill	F	6-7	235	Sr./1L	Richardson, Texas/Richardson HS/Richland JC
21	Rory Green	G	6-2	195	Jr./TR	Memphis, Tenn./Northwest Mississippi CC
10	Chris Langhorne	F	6-4	190	Jr./TR	Willingboro, N.J./Willingboro HS/Eastern Utah
15	Josh Naylor	G	6-0	180	Sr./1L	Rockwall, Texas/Rockwall HS/Northern Okla. College
2	Andre Oupoh	G	6-3	225	Jr./TR	Newark, N.J./John Dickinson HS/Frank Phillips JC
34	Evan Patterson	F	6-6	220	Jr./1L	Cedar Hill, Texas/Cedar Hill HS/Stetson

Head Coach: Dennis Nutt (TCU, '86)

Assistant Coach: Greg Young (Howard Payne, '86)


Assistant Coach: Clark Sheehy (John Brown, '99)

Assistant Coach: Manny Flores (Texas State, '02)

ZACH ALLISON

FORWARD ♦ 6-5 ♦ 230 ♦ SENIOR

CARTHAGE, TEXAS ♦ CARTHAGE HS ♦ PANOLA JUNIOR COLLEGE



Career Highs ... Points: 18 vs. Northern Colorado (12/13/03) ... **Rebounds:** 11 vs. Southeastern La. (2/5/04) ... **FG Made:** 8 vs. Northern Colorado (12/13/03) ... **FG Attempted:** 11 vs. Southeastern La. (2/5/04) ... **3FG Made:** 2 vs. UL-Monroe (2/14/04) ... **3FG Attempted:** 6 at UTSA (3/8/04) ... **FT Made:** 6 at UTA (2/21/04) ... **FT Attempted:** 8 at UTA (2/21/04) ... **Assists:** 3 vs. Nicholls State (1/10/04) ... **Blocks:** 2 vs. Abilene Christian (12/30/03) ... **Steals:** 3 vs. Northern Colorado (12/13/03).

The 2003-04 season was his first as a Bobcat after transferring from Panola Junior College ... had a good summer and is probably in the best shape of his life ... is a great shooter but is also a great rebounder ... has the mentality to clean the boards and will be asked to fulfill the role as the team's leading rebounder ... rebounding was close to even last year (33.6 to opponents 33.2) but the Bobcats' goal will be to have a +5 margin.

2003-04: One of only two players to start all 28 games last year ... averaged 8.1 points and 4.4 rebounds as a junior ... shot 48.8 percent from the field and also stepped out to make 16-of-46 three-pointers (34.8 percent) ... second on the team with 12 blocked shots ... scored a career-high 18 points, going 8-for-8 from the field, including 2-for-2 from three-point range in 76-70 win over Northern Colorado ... scored in double figures nine times during the year ... scored 17 points in one-point, home-court loss to Southeastern Louisiana, making 6-of-11 shots from the field and pulling down 11 boards for his only double-double of the year ... during a seven-game stretch which encompassed the three games before the SLU game and three after it, averaged 10.5 points and was 27-of-45 from the field (60 percent) ... 3-for-3 from behind the arc and scored 16 points against Lamar to start the seven-game stretch.

PANOLA JUNIOR COLLEGE: Averaged 10 points and seven rebounds a game for Panola's 24-9 team that was the conference champion




and a regional finalist ... played for Scott Monarch at the Carthage, Texas, junior college ... played alongside several Division I caliber teammates ... as a freshman averaged 16 points and 15 boards and set an NJCAA record with 36 rebounds in a single game.

HIGH SCHOOL: Lettered three years for Coach Larry Bagley at Carthage ... averaged 22 points, 12 rebounds and three blocks per game as a senior ... named First-Team All-District 17-4A as well as All-East Texas and All-State ... helped lead prep team to district and bi-district championships.

PERSONAL: Born Jan. 4, 1983 in Carthage ... son of Taft and Sabrina Allison ... majoring in exercise and sports science and pursuing a minor in communications ... selected Texas State after considering Bradley, Prairie View and Sam Houston.

ZACH ALLISON CAREER STATISTICS

Year	GP-GS	Min/AVG	Total		3-Point		Rebounds		PF-FO	Ast	TO	Blk	Stl	Pts-Avg			
			FG-A	Pct.	FG-A	Pct.	FT-A	Pct.							Off-Def	Tot	Avg
2003-04	28-28	677/24.2	82-168	.488	16-46	.348	46-67	.687	41-83	124	4.4	78-1	19	45	12	16	226-8.1



ANTWOINE BLANCHARD

GUARD ♦ 6-0 ♦ 175 ♦ JUNIOR

LITTLE ROCK, ARK. ♦ PARKVIEW HS

Career Highs ... Points: 11 vs. Abilene Christian (12/30/03) ... **Rebounds:** 4 at McNeese State (2/28/04) ... **FG Made:** 3 vs. Mary Hardin-Baylor (11/26/02) and Abilene Christian (12/30/03) ... **FG Attempted:** 8 vs. Mary Hardin-Baylor (11/26/02) ... **3FG Made:** 3 vs. Abilene Christian (12/30/03) ... **3FG Attempted:** 3 vs. Abilene Christian (12/30/03) ... **FT Made:** 2, 8 times; last at McNeese State (2/28/04) ... **FT Attempted:** 2, 8 times; last at McNeese State (2/28/04) ... **Assists:** 5 vs. UL-Monroe (2/14/04) ... **Blocks:** 0 ... **Steals:** 3 vs. Mary Hardin-Baylor (11/26/02).

One of two players who returns with more than one year of experience in the Texas State program ... very unassuming player who is quiet but is a fierce competitor ... loves playing the game of basketball ... should have a chance to play a lot more this season.

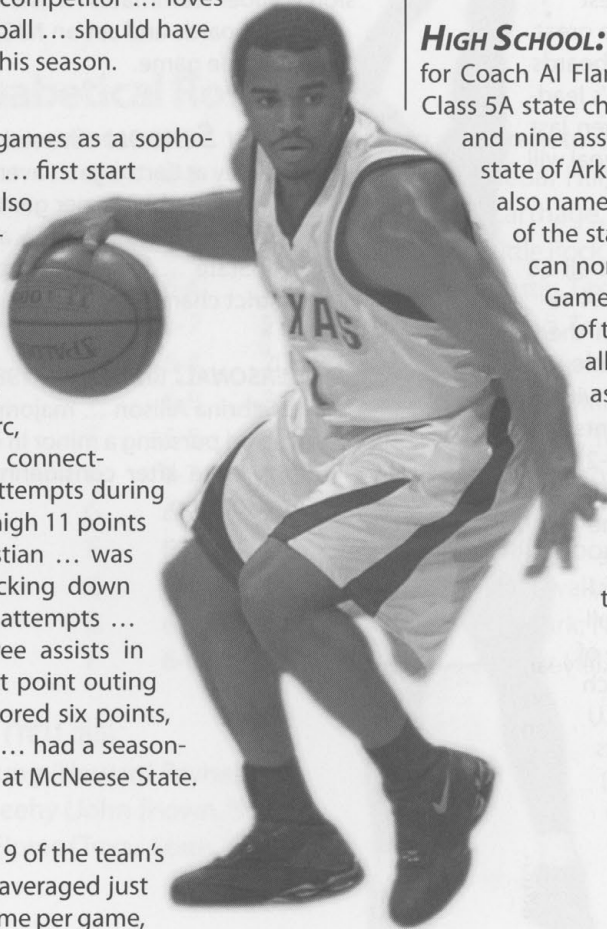
2003-04: Played in 24 games as a sophomore, starting two contests ... first start came on the road at Tulsa ... also started in Southland Conference road game at Texas-Arlington ... averaged 1.8 points, 0.9 rebounds and 0.9 assists per game ... shot better than 50 percent from behind the three-point arc, making 8-of-15 attempts ... connected on 10-of-11 free throw attempts during the year ... scored a career-high 11 points in a win over Abilene Christian ... was 3-for-5 from the field, knocking down all three of his three-point attempts ... also had a career-high three assists in the game ... second-highest point outing came at Lamar where he scored six points, going 2-for-3 from the field ... had a season-high four rebounds in game at McNeese State.

2002-03: Saw action in 19 of the team's 29 games as a freshman ... averaged just over six minutes of playing time per game, averaging 1.6 points an outing ... scored a season-high seven points in a season-opening win over Mary Hardin-Baylor ... twice scored four points, including March win

over Nicholls State ... had 10 assists and 10 steals during the year.

HIGH SCHOOL: Was a two-year starter at Parkview High School for Coach Al Flanigan ... helped team to a 26-3 record and a Class 5A state championship as a senior ... averaged 21 points and nine assists ... received Mr. Basketball honors for the state of Arkansas ... an all-state and all-conference pick ... also named to the all-tournament team at the conclusion of the state championships ... a McDonald's All-American nominee ... played in the Arkansas State All-Star Game ... as a junior was named the Gatorade Player of the Year in the state of Arkansas and also earned all-state honors ... averaged 20 points and eight assists per game for Parkview.

PERSONAL: Born Dec. 12, 1983 in Little Rock ... son of Maxine Smith ... criminal justice major ... picked Texas State over Arkansas State, Arkansas-Little Rock and Stephen F. Austin.




ANTWOINE BLANCHARD CAREER STATISTICS

Year	GP-GS	Min/AVG	Total		3-Point		FT-A	Pct.	Rebounds			PF-FO	Ast	TO	Blk	Stl	Pts-Avg
			FG-A	Pct.	FG-A	Pct.			Off-Def	Tot	Avg						
2002-03	19-0	122/6.4	11-34	.324	3-10	.300	6-7	.857	1-6	7	0.4	6-0	10	14	0	10	31-1.6
2003-04	24-2	244/10.2	12-30	.400	8-15	.533	10-11	.909	3-18	21	0.9	14-0	22	16	0	7	42-1.8
Totals	43-2	366/8.5	23-64	.359	11-25	.440	16-18	.889	4-24	28	0.6	20-0	32	30	0	17	73-1.7

BRAD BRICKENS

GUARD ♦ 6-4 ♦ 180 ♦ JUNIOR

AUSTIN, TEXAS ♦ BOWIE HS



Career Highs ... Points: 13, 2 times; last vs. UTA (1/26/02) ... **Rebounds:** 8 vs. Schreiner (11/17/01) ... **FG Made:** 6 vs. Schreiner (11/17/01) ... **FG Attempted:** 12 vs. SFA (12/30/02) ... **3FG Made:** 3 vs. UTA (1/26/02) ... **3FG Attempted:** 4, 2 times; last vs. UTA (2/27/03) ... **FT Made:** 5, 3 times; last vs. Sam Houston State (1/9/03) ... **FT Attempted:** 10 vs. Sam Houston State (1/9/03) ... **Assists:** 5 vs. Northwestern State (1/26/02) ... **Blocks:** 1, 6 times; last vs. Southeastern Louisiana (1/9/03) ... **Steals:** 3, 7 times; last vs. Sam Houston State (1/9/03).

Joins Antwoine Blanchard as one of only two players with two years of experience in the Texas State program ... has seen an increase in playing time throughout his career ... was ineligible the first semester of the 2003-04 season and was red-shirted for the year ... now has two full years of eligibility remaining after using the red-shirt year to get better ... very athletic player who is fast with the basketball and has good court vision ... was definitely missed last year.

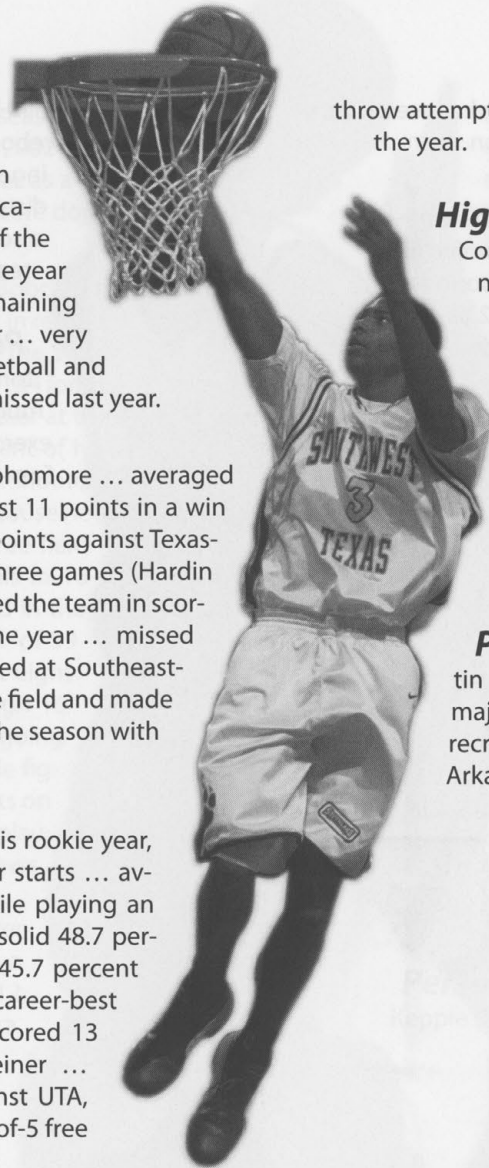
2002-03: Played in 25 games as a sophomore ... averaged 5.9 points an outing ... had a season-best 11 points in a win over Sam Houston State and scored 10 points against Texas-Arlington ... also scored nine points in three games (Hardin Simmons, McNeese State and Baylor) ... led the team in scoring twice and made two starts during the year ... missed four games with a shoulder injury suffered at Southeastern Louisiana ... shot 47 percent from the field and made 68 percent of his free throws ... finished the season with 45 assists and 25 steals.

2001-02: Was a serious contributor his rookie year, playing in all 28 games and making four starts ... averaged 5.3 points and 2.2 rebounds while playing an average 18 minutes per night ... shot a solid 48.7 percent from the floor and knocked down 45.7 percent of his three-point attempts ... tallied a career-best 13 points twice during the season ... scored 13 points in season-opener against Schreiner ... also had 13 points in home game against UTA, making 4-of-6 from the field as well as 4-of-5 free

throw attempts ... also had 52 assists and 24 steals during the year.

High School: Was a standout guard for Coach Celester Collier, a former Bobcat, as a senior at Austin Bowie High School ... averaged 15 points and eight assists, helping Bowie to the Class 5A state playoffs ... named to the All-District 25-5A team ... also first-team all-region ... additionally, earned a spot on the Austin American-Statesman First-Team All-Centex squad ... played at Hickman High as an underclassman for Coach Jim Sutherland ... was an all-district pick as a junior.

Personal: Born December 22, 1982 in Austin ... son of Nathaniel and Debora Brickens ... majoring in exercise and sports science ... also recruited by Western Kentucky, East Carolina and Arkansas State.



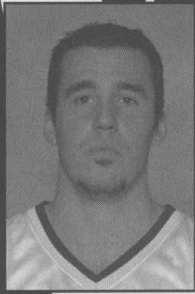
BRAD BRICKENS CAREER STATISTICS

Year	GP-GS	Min/AVG	Total		3-Point		FT-A	Pct.	Rebounds			PF-FO	Ast	TO	Blk	Stl	Pts-Avg
			FG-A	Pct.	FG-A	Pct.			Off-Def	Tot	Avg						
2001-02	28-4	503/18.0	56-115	.487	21-46.457		16-28	.571	17-44	61	2.2	47-0	57	52	3	24	149-5.3
2002-03	25-2	574/23.0	50-107	.467	12-44.273		36-53	.679	12-44	56	2.2	46-1	45	57	3	25	148-5.9
Totals	53-6	1077/20.3	106-227	.467	33-90.367		52-81	.642	29-88	117	2.2	93-1	97	109	6	49	297-5.6

LANCE BURROUGHS

GUARD ♦ 6-4 ♦ 200 ♦ JUNIOR

SOUTH LAKE, TEXAS ♦ CARROLL HS ♦ COLLIN COUNTY CC




Career Highs ... Points: 5, 3 times; last vs. UL-Monroe (2/14/04) ... **Rebounds:** 8 at Alaska-Anchorage (11/28/03) ... **FG Made:** 2, 7 times; last vs. UTSA (2/25/04) ... **FG Attempted:** 4, 3 times; last at Lamar (2/11/04) ... **3FG Made:** 1, 5 times; last vs. Stephen F. Austin (3/5/04) ... **3FG Attempted:** 3 vs. Pacific (11/29/03) ... **FT Made:** 2, 4 times; last vs. UTA (1/15/04) ... **FT Attempted:** 4 at New Orleans (11/22/03) ... **Assists:** 5 vs. Pacific (11/29/03) ... **Blocks:** 0 ... **Steals:** 2, 2 times; last vs. UTA (1/15/04).

Is the team's energizer ... high-strung player who loves to compete ... great defender who is a quality person.

2003-04: Started the first five games of his career at Texas State before taking on the role of coming off the bench ... averaged 2.3 points and 2.5 rebounds as a red-shirted transfer ... also averaged 1.2 assists ... shot 44 percent from the field ... made 10-of-14 free throws during the season ... played a career-high 35 minutes in season opener at New Orleans ... scored four points, had five rebounds, two assists and a steal against the Privateers ... had a career-high five assists in second-round game against Pacific at the Great Alaska Shootout ... against Alaska-Anchorage in the tournament, had a career-high eight rebounds ... career scoring high is five points scored in back-to-back games at Tulsa and against Abilene Christian as well as against Louisiana-Monroe during Southland Conference play ... did not get to the free throw line the final 11 games of the year (157 minutes) ... over the same 11-game stretch, was 10-of-19 (52.6 percent) from the field.

Collin County CC: Averaged 12 points and six rebounds in lone season at Colin County Community College.

High School: Earned three letters for Coach Ken Cook at Carroll High School ... averaged 17 points, nine rebounds and four assists as a senior in helping squad to a district title ... was named the district's most valuable player as a senior ... also named first-team all-region and second-team all-state.



roll High School ... averaged 17 points, nine rebounds and four assists as a senior in helping squad to a district title ... was named the district's most valuable player as a senior ... also named first-team all-region and second-team all-state.

Personal: Born March 23, 1983 in Lawton, Okla. ... son of Ken and Debbie Burroughs ... father is a coach ... majoring in exercise and sports science ... also considered Sam Houston State and Stephen F. Austin.


LANCE BURROUGHS CAREER STATISTICS

Year	GP-GS	Min/AVG	Total		3-Point		Rebounds		PF-FO	Ast	TO	Blk	Stl	Pts-Avg			
			FG-A	Pct.	FG-A	Pct.	FT-A	Pct.							Off-Def	Tot	Avg
2003-04	28-5	445/15.9	24-54	.444	5-26	.192	10-14	.714	21-48	69	2.5	34-0	33	28	0	9	63-2.3

ANTHONY DILL

FORWARD ♦ 6-7 ♦ 235 ♦ SENIOR

RICHARDSON, TEXAS ♦ RICHARDSON HS ♦ RICHLAND JC




Career Highs ... Points: 16 at New Orleans (11/22/03) ... **Rebounds:** 9 vs. Pacific (11/29/03) ... **FG Made:** 8 at New Orleans (11/22/03) ... **FG Attempted:** 12, 2 times; last vs. Weber State (12/5/03) ... **FT Made:** 6, 2 times; last at UTSA (3/8/04) ... **FT Attempted:** 11 at UTA (2/21/04) ... **Assists:** 4 vs. UTSA (2/25/04) ... **Blocks:** 1, 5 times; last vs. SFA (3/5/04) ... **Steals:** 2, 2 times; last at Lamar (2/11/04).

Returned for his second shot at a junior season last year after receiving a medical red-shirt for the 2002-03 season ... is a fifth-year senior ... had a great year as a junior ... smart player who is very athletic ... can score down low.

2003-04: In first full season with the Bobcats, averaged 8.2 points and was the team's leader in rebounding at a 4.7 per-game clip ... was fifth in the Southland Conference in shooting, going 86-of-154 for the field (55.8 percent) ... also had a strong year at the free throw line, connecting on 70.4 percent of his free throw attempts ... was a 61.3 percent shooter in conference play but was not ranked because he did not meet the league standard of three field goals made per game (had 46 field goals in 16 games) ... would have been ranked third in the SLC had he met the standard ... was 27-of-39 (69.2 percent) from the field over the last eight games of the year ... scored a career-high 16 points in season-opener at New Orleans, going 8-for-12 from the field ... scored in double figures a total of 10 times ... scored 14 points on two occasions in Southland Conference play ... went 5-for-6 and made 4-of-8 free throws in home-court win over Nicholls State ... also had 14 points and eight rebounds later in the season at Texas-Arlington ... had a career-high nine rebounds to go with 12 points against Pacific at the Great Alaska Shootout ... had eight rebounds on three occasions.

2002-03: Granted a medical red-shirt after seeing action in just six games ... suffered from a back injury throughout



the season, missing 23 games ... in the six games played, averaged 2.7 points and 2.5 rebounds, posting a season-best eight points and seven rebounds at Stephen F. Austin ... had six points and seven rebounds against Hardin-Simmons.

At Richland Junior College: Averaged 16.7 points and 8.6 rebounds as a sophomore at Dallas-area junior college ... shot over 61 percent from the floor and better than 70 percent from the line in earning First-Team All-Metro Athletic Conference and league most valuable player honors ... First-Team All-America as well as first-team all-region as Richland finished with a 29-4 record ... the Thunderducks won a conference title en route to a third-place finish at the national tournament

High School: Was a standout for Richardson, earning a pair of letters while being named the team's most valuable player as a senior ... also selected all-district and all-city senior year.

Personal: Born Oct. 27, 1981 in Dallas ... son of Keppie Dill and Fred Vaughn ... management major.

ANTHONY DILL CAREER STATISTICS


Year	GP-GS	Min/AVG	Total		3-Point		FT-A	Pct.	Rebounds			PF-FO	Ast	TO	Blk	Stl	Pts-Avg
			FG-A	Pct.	FG-A	Pct.			Off-Def	Tot	Avg						
2003-04	28-20	589/21.0	86-154	.558	0-0	.000	57-81	.704	50-82	132	4.7	79-1	30	56	5	15	229-8.2

JOSH NAYLOR

GUARD ♦ 6-0 ♦ 180 ♦ SENIOR

ROCKWALL, TEXAS ♦ ROCKWALL HS ♦ NORTHERN OKLAHOMA

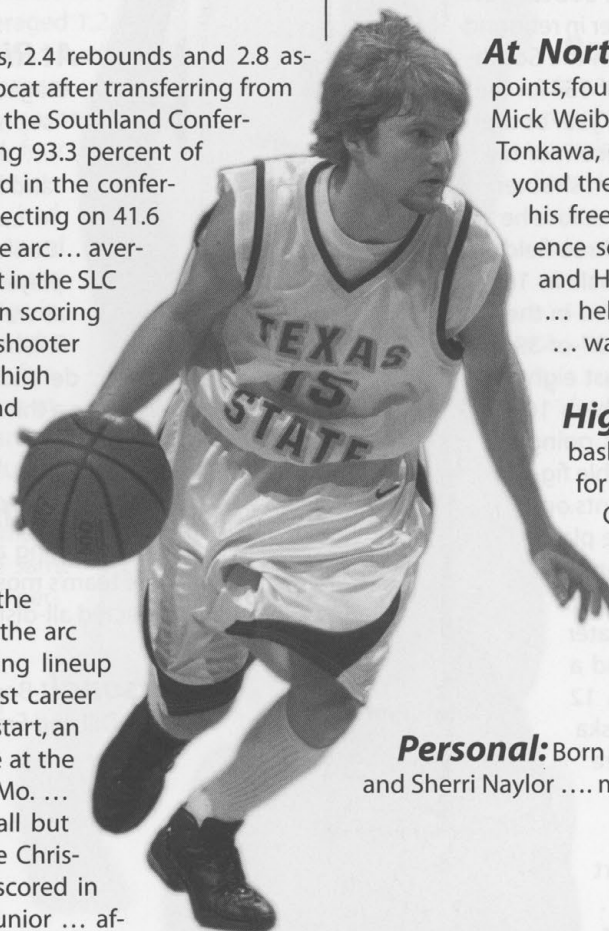
Career Highs ... Points: 26 vs. McNeese State (1/7/04) ... **Rebounds:** 6, 2 times; last at Northwestern State (1/31/04) ... **FG Made:** 9 vs. UTA (1/15/04) ... **FG Attempted:** 13 at Northwestern State (1/31/04) ... **3FG Made:** 6 vs. McNeese State (1/7/04) ... **3FG Attempted:** 12 vs. McNeese State (1/7/04) ... **FT Made:** 6, 3 times; last at UTSA (3/8/04) ... **FT Attempted:** 6, 3 times; last at UTSA (3/8/04) ... **Assists:** 6, 2 times; last vs. UTSA (2/25/04) ... **Blocks:** 1 at UTSA (1/21/04) ... **Steals:** 3, 3 times; last at UTA (2/21/04).



Honorable Mention All-Southland Conference as a junior and begins his senior year as a preseason second-team pick by the league's coaches ... usually takes a junior college transfer a half year to sometimes a season to become adjusted to Division I basketball but jumped right in and had a great year ... didn't take long to work himself into the Bobcats' starting rotation.

2003-04: Averaged 11.3 points, 2.4 rebounds and 2.8 assists during his first season as a Bobcat after transferring from Northern Oklahoma College ... led the Southland Conference in free throw shooting, making 93.3 percent of his attempts (56-of-60) ... was third in the conference in three-point shooting, connecting on 41.6 percent of his shots from behind the arc ... averaged 2.21 treys an outing, sixth-best in the SLC ... also ranked 20th in the league in scoring and 11th in assists ... 44 percent shooter from the field ... scored a career-high 26 points in the Bobcats' Southland Conference opening 81-76 win over McNeese State, going 7-of-13 from the field, including 6-of-12 three-pointers ... scored 25 points just over a week later against Texas-Arlington ... was 9-of-10 from the field including 5-of-6 from behind the arc ... worked his way into the starting lineup by early December and had his first career double-figure scoring night in first start, an 18-point effort against Weber State at the Price Cutter Classic in Springfield, Mo. ... had at least one three-pointer in all but two games (0-for-2 against Abilene Christian; 0-2 at Louisiana-Monroe) ... scored in double figures in 15 games as a junior ... af-

ter a solid start in conference play, struggled late in the regular season, making 13-of-42 field goal attempts (31 percent) in his last five regular-season games ... rebounded to score 15 points, have five boards and five assists before fouling out in SLC Tournament game at Texas-San Antonio ... was 4-for-6 from the field and 6-for-6 from the line against UTSA.



At Northern Oklahoma: Averaged 15 points, four assists and two steals a game for Coach Mick Weiberg at Northern Oklahoma, located in Tonkawa, Okla. ... shot over 40 percent from beyond the arc and knocked down 87 percent of his free throws ... was a first-team all-conference selection as well as first-team all-region and Honorable Mention NJCAA All-America ... helped team to a school-best 24-6 record ... was also on the dean's list at NOC.

High School: Earned three high school basketball letters but was at Rockwall only for his senior season where he played for Coach Jerry Stone ... helped Rockwall to a 31-3 record as a senior, averaging 14 points and four assists a game for district champion team ... was first-team all-district ... was a preseason all-state pick by Texas Basketball.

Personal: Born March 25, 1982 in Dallas ... son of Buster and Sherri Naylor majoring in exercise and sports science.


JOSH NAYLOR CAREER STATISTICS

Year	GP-GS	Min/AVG	Total		3-Point		FT-A		Rebounds			PF-FO	Ast	TO	Blk	Stl	Pts-Avg
			FG-A	Pct.	FG-A	Pct.	FT-A	Pct.	Off-Def	Tot	Avg						
2003-04	28-22	748-26.7	99-225	.440	62-149	.416	56-60	.933	14-52	66	2.4	53-1	79	49	1	20	316-11.3

EVAN PATTERSON

FORWARD ♦ 6-6 ♦ 220 ♦ JUNIOR

CEDAR HILL, TEXAS ♦ CEDAR HILL HS ♦ STETSON




Career Highs ... Points: 6 vs. Texas Lutheran (11/24/03) ... **Rebounds:** 6, 2 times; UTSA (2/25/04) ... **FG Made:** 3 at UL-Monroe (1/29/04) ... **FG Attempted:** 6 at UTA (2/21/04) ... **3FG Made:** 0 ... **3FG Attempted:** 2 vs. Pacific (11/29/04) ... **FT Made:** 2, 5 times; last at McNeese State (2/28/04) ... **FT Attempted:** 4 at Sam Houston (2/19/04) ... **Assists:** 3 vs. UTSA (2/25/04) ... **Blocks:** 1, 3 times; last at UTA (2/21/04) ... **Steals:** 2 at Northwestern State (1/31/04).

Versatile player that can play the three or four position, step outside or bang inside ... one of the hardest workers on the team.

2003-04: Averaged 2.0 points and 1.9 rebounds in first season as a Bobcat after transferring closer to home from Stetson ... scored a season-high eight points in road game at Louisiana-Monroe ... was 3-for-4 from the field, knocked down two free throws and blocked a shot in the win ... scored six points on 2-for-4 shooting in second game of the season against Texas Lutheran ... had a career high six rebounds twice, at Sam Houston State to go with five points and against Texas-San Antonio in Strahan ... also scored five points, matched a career high with three assists and had a steal against UTSA at home ... lone start came at Texas-Arlington when he played a career-high 27 minutes.

Stetson: Saw limited playing time at Stetson during the 2002-03 season ... averaged 12 minutes a game for the Hatters, scoring a season-best 10 points during his season at the DeLand, Fla., school.

High School: Was a three-year letter winner and two-year starter at Cedar Hill High School ... scored over 1,000 career points ... named a "Texas Elite Top 25 Player" ... was the 326th highest-ranked senior in the nation by hoopscooponline.com ... as a senior helped Cedar Hill to a 32-3 record and a No. 22 national




ranking in the final USA Today Super 25 Boys Basketball Poll.

Personal: Born Sept. 3, 1984 in Dallas ... son of Jim and Phyllis Patterson ... management major.

EVAN PATTERSON CAREER STATISTICS

Year	GP-GS	Min/AVG	Total		3-Point		FT-A		Rebounds		Avg	PF-FO	Ast	TO	Blk	Stl	Pts-Avg
			FG-A	Pct.	FG-A	Pct.	FT-A	Pct.	Off-Def	Tot							
2003-04	27-1	279/10.3	18-56	.321	0-7	.000	17-28	.607	17-33	50	1.9	36-0	15	24	3	6	53-2.0



RODERICK ADAMS

GUARD ♦ 6-1 ♦ 185 ♦ FRESHMAN


CEDAR HILL, TEXAS

CEDAR HILL HS

Joins junior Evan Patterson to represent Cedar Hill on this year's Texas State squad ... comes from a winning high school program ... another slasher who can get to the rim ... will compete for a lot of playing time as a freshman.

High School: Three-year letter winner for Coach David Milson at Cedar Hill High School ... prep squad posted a 103-10 record over three-year career ... averaged 15 points, five assists and five rebounds as a senior ... a two-time All-District 4-5A pick who was named all-state, all-regional and all-area as a senior ... prep squad was the Class 5A State Finalists his senior year ... team also captured the District 4-5A championship senior year ... junior team was regional finalists and co-district champions ... sophomore squad won a regular-season tournament title at the "Slam Dunk at the Beach" tourney in addition to finishing the year as district champions and regional semifinalists.

Personal: Born Sept. 30, 1985 in Houston, Texas ... son of Richard and Tammy Adams ... has a twin brother, Richard ... also recruited by Air Force, Army and Stephen F. Austin.



TERRELL BROUSSARD

FORWARD ♦ 6-7 ♦ 215 ♦ JUNIOR

IRVING, TEXAS


NIMITZ HS ♦ WEATHERFORD JC

Very athletic player who has great skills ... had a great fall and may have made the most improvement of any player on the team during the preseason ... could give the Bobcats an element they have not had - a shot blocker who can finish above the rim.

Weatherford JC: Averaged 13 points, 10 rebounds, two blocks and two assists as a sophomore at Weatherford Junior College ... set a school record with 11 dunks in one game ... junior college coach was Mark Osina.

High School: Three-year letter winner for Coach G.W. Melton at Nimitz High School ... averaged 14 points, 11 rebounds, four blocks and two steals as a senior ... two-time first-team all-district selection who was named the team's most valuable player as a senior ... was named the team's defensive player of the year as an underclassman.

Personal: Born Jan. 20, 1983 in Los Angeles ... son of Brenda Broussard ... has four siblings ... plans on majoring in criminal justice ... also recruited by a host of schools including SMU, North Texas, Marshall, Bowling Green and Louisiana Tech as well as Southland Conference rivals UTA, Lamar and Louisiana-Monroe.



MATT CANADY

FORWARD ♦ 6-8 ♦ 230 ♦ FRESHMAN


TULSA, OKLA.

METRO CHRISTIAN ACADEMY

Had a great summer circuit prior to senior season ... strong player whose strength should help him as a freshman playing at the Division I level ... has a knack for scoring.

High School: Four-year letter winner at Metro Christian Academy for Coach Will Reece ... averaged 22 points and 10 rebounds per game ... all-state and first-team all-district selection ... finished career as Metro Christian's all-time leading scorer ... high school team was state runners up junior year.

Personal: Born Feb. 13, 1985 in Oklahoma City ... son of Rick and Debra Canady ... undecided on major ... also recruited by local schools Tulsa and Oral Roberts as well as UTSA, Wisconsin-Green Bay and Southwest Missouri State.



CLINT CHASTEEN

FORWARD ♦ 6-5 ♦ 200 ♦ FRESHMAN


COPPELL, TEXAS

COPPELL HS

Walk-on from the Dallas/Ft. Worth area ... had numerous scholarship offers from several Division II programs but had his heart set on coming to San Marcos ... mother, the former Kathy Edwards, was a two-year letter winner on Texas State's basketball team in the early 1980s.

High School: Averaged 12 points, seven rebounds and four assists as a senior ... was named all-district first-team as a senior as well as all-district honorable mention junior year ... prep team posted a 47-20 two-year record and captured a pair of district titles ... squad was a regional semifinalist junior year ... high school coach was his father, Brad Chasteen.

Personal: Born May 2, 1988 in Arlington ... son of Brad and Kathy Chasteen ... mother is also a high school basketball coach ... has not declared a major ... also recruited by the Naval Academy and Santa Clara.



RORY GREEN

GUARD ♦ 6-2 ♦ 195 ♦ JUNIOR

MEMPHIS, TENN.

OAKHAVEN HS ♦ NORTHWEST MISS. JC


First-year Bobcat who has Division I experience, having started as a freshman at Arkansas-Little Rock ... strong player who brings not only a lot of experience but also a lot of toughness, both physical and mental.

NW Mississippi CC: Played on junior college team which captured Region XXIII junior college championship and placed seventh at the NJCAA National Tournament ... averaged 10.5 points and three rebounds for Bubba Skelton-coached team ... team were also the MACJC North Division champions and were fourth in the final NJCAA poll.

Arkansas-Little Rock: Transferred to Northwest Mississippi from UALR where he played his freshman season.

High School: Played for his father, Ron Green, at Oakhaven High School ... averaged 20 points, four rebounds, four assists and two steals as a senior ... was selected his high school's valedictorian.

Personal: Born June 6, 1982 in Jackson, Tenn. ... son of Ron and Toya Green ... father is the head coach at Frayser High School in Memphis ... exercise and sports science major ... also recruited by Arkansas State and Western Kentucky.



CHRIS LANGHORNE

FORWARD ♦ 6-4 ♦ 190 ♦ JUNIOR

WILLINGBORO, N.J.


WILLINGBORO HS ♦ EASTERN UTAH

Was a late addition to the Texas State squad after graduating from junior college in the summer ... very athletic player who can shoot from outside but also does a good job getting to the rim ... has the ability to slash and brings something new to the Bobcats.

Eastern Utah: Averaged 10 points, five rebounds and four assists as a sophomore ... junior college coach was Bryan Zollinger.

High School: Played for Coach Paul Collins at Willingboro High School ... senior team posted a 20-7 record ... averaged 22 points per game as a senior.

Personal: Born June 2, 1984 in Brooklyn ... son of Juel and Cryhten Langhorne ... exercise sports science major ... also recruited by Campbell and St. Louis.



ANDRE OUPOH

FORWARD ♦ 6-3 ♦ 225 ♦ JUNIOR

NEWARK, N.J.

JOHN DICKINSON HS ♦ FRANK PHILLIPS JC

Has the look of an NFL linebacker who has a surprising three-point stroke ... good outside shooter who can also be a solid rebounder for the Bobcats ... could be the player who steps in and assumes the role Terry Conerway had last season.

Frank Phillips JC: Averaged 16 points and eight rebounds at Frank Phillips Junior College ... was an all-conference selection ... played for Lou Gudino at the Borger, Texas, school.

High School: Played for John Dickinson High School where he was an all-state and all-conference selection ... averaged 17 points and eight rebounds at John Dickinson ... prep squad advanced to the state quarterfinals ... also played in the ABCD camp held in Teaneck, N.J.

Personal: Born May 13, 1984 and is a native of the Ivory Coast ... speaks fluent French ... son of Tom and Teresa Bonilla ... exercise and sports science major ... also recruited by UAB, New Orleans, La Salle, Murray State and Southland Conference rival SFA.

Texas State Roster Breakdown

GEOGRAPHIC BREAKDOWN

Texas (9) — Roderick Adams, Cedar Hill; Zach Allison, Carthage; Brad Brickens, Austin; Terrell Broussard, Irving; Lance Burroughs, South Lake; Clint Chasteen, Coppell; Anthony Dill, Richardson; Josh Naylor, Rockwall; Evan Patterson, Cedar Hill.

New Jersey (2) — Chris Langhorne, Willingboro; Andre Oupoh, Newark.

Arkansas (1) — Antwoine Blanchard, Little Rock.

Oklahoma (1) — Matt Canady, Tulsa.

Tennessee (1) — Rory Green, Memphis.

BREAKDOWN BY CLASS

Seniors (3) — Zach Allison, Anthony Dill, Josh Naylor.

Juniors (8) — Antwoine Blanchard, Brad Brickens, Terrell Broussard, Lance Burroughs, Rory Green, Chris Langhorne, Andre Oupoh, Evan Patterson.

Sophomores (0)

Freshmen (3) — Roderick Adams, Matt Canady, Clint Chasteen.

RETURNING PLAYERS (7)

Zach Allison, Antwoine Blanchard, Brad Brickens (Red-shirt in 2003-04), Lance Burroughs, Anthony Dill, Josh Naylor, Evan Patterson.

NEWCOMERS (7)

Roderick Adams, Terrell Broussard, Matt Canady, Clint Chasteen, Rory Green, Chris Langhorne, Andre Oupoh.



First Row (from right to left): Rory Green, Brad Brickens, Evan Patterson, Josh Naylor, Anthony Dill, Zach Allison, Lance Burroughs, Antwoine Blanchard, Roderick Adams.

Second Row: Head Coach Dennis Nutt, Assistant Coach Manny Flores, Clint Chasteen, Matt Canady, Terrell Broussard, Andre Oupoh, Chris Langhorne, Assistant Coach Clark Sheehy, Assistant Coach Greg Young.

OPPONENTS

40	Opponent Directory
41	Opponent Profiles
51	SLC Championship
52	Texas State Series Records

Opponent SID Directory



ALCORN STATE

Tyrone C. Broxton
Office Phone: (601) 877-6466
Press Row: (601) 877-6567
sportsinfo@alcornsports.com
Fax Number: (601) 877-3821



COLORADO STATE

Gary Ozello
Office Phone: (970) 491-5067
Press Row: (970) 491-3981
rams@lamar.colostate.edu
Fax Number: (970) 491-1348



LAMAR

Daucy Crizer
Office Phone: (409) 880-8329
Press Row: (409) 880-2343
crizerdc@hal.lamar.edu
Fax Number: (409) 880-2338



LOUISIANA-MONROE

Fred Sington
Office Phone: (318) 342-5463
Press Row: (318) 342-6920
sington@ulm.edu
Fax Number: (318) 342-5464



McMURRY

Patrick Stewart
Office Phone: (325) 793-4612
Press Row: (325) 793-4732 or 793-4733
pstewart@mcm.edu
Fax Number: (325) 793-4604



McNEESE STATE

Louis Bonnette
Office Phone: (337) 475-5207
Press Row: (337) 475-8008
lbonnette@structurex.net
Fax Number: (337) 475-5202



NICHOLLS STATE

Bobby Galinsky
Office Phone: (985) 448-4281
Press Row: (985) 448-4294
bobby.galinsky@nicholls.edu
Fax Number: (985) 448-4924



NORTHERN COLORADO

Kyle Schwartz
Office Phone: (970) 351-2522
Press Row: (970) 351-2522
kyle.schwartz@unco.edu
Fax Number: (970) 351-1995



NORTHWESTERN STATE

Doug Ireland
Office Phone: (318) 357-6467
Press Row: (318) 357-6297
ireland@nsula.edu
Fax Number: (318) 357-4515



ROCHESTER COLLEGE

George Evjen
Office Phone: (248) 218-2139
Rochester College
WARRIORS
gevjen@rc.edu
Fax Number: (248) 218-2015



ST. EDWARD'S

Naveen Boppana
Office Phone: (512) 464-8810
naveenb@admin.stedwards.edu
Fax Number: (512) 428-1001



ST. GREGORY'S

Sara Mata
Office Phone: (405) 878-5122
smata@stgregorys.edu
Fax Number: (405) 878-5198



SAM HOUSTON STATE

Paul Ridings
Office Phone: (936) 294-1764
Press Row: (936) 294-1838
ridings@shsu.edu
Fax Number: (936) 294-3538



SOUTHEASTERN LOUISIANA

Matt Sullivan
Office Phone: (985) 549-3774
Press Row: (985) 294-1838
rsullivan@selu.edu
Fax Number: (985) 549-3773



SMU

Herman Hudson
Office Phone: (214) 768-2883
Press Row: (4214) 768-7742
hermanh@smu.edu
Fax Number: (214) 768-2044



STEPHEN F. AUSTIN

Rob Meyers
Office Phone: (936) 468-2606
Press Row: (936) 468-4635
rmeyers@fasu.edu
Fax Number: (936) 468-4593



TEXAS

Scott McConnell
Office Phone: (512) 471-1345
Press Row: (512) 471-4246
Scott.McConnell@athletics.utexas.edu
Fax Number: (512) 471-6040



TEXAS-ARLINGTON

Bill Pettit
Office Phone: (817) 272-2239
Press Row: (817) 272-3795
wpettit@uta.edu
Fax Number: (817) 272-2254



TCU

Drew Harris
Office Phone: (817) 257-7969
Press Row: (817) 257-7337
D.Harris@tcu.edu
Fax Number: (817) 257-7964



TEXAS-SAN ANTONIO

Rick Nixon
Office Phone: (210) 458-4551
Press Row: (210) 458-4566
rnixon@utsa.edu
Fax Number: (210) 458-4569



UTAH VALLEY STATE

Sam Araki
Office Phone: (801) 863-8644
Press Row: (801) 372-3373
arakisa@uvsc.edu
Fax Number: (801) 863-8813



SOUTHLAND CONFERENCE

Bruce Ludlow
Office Phone: (972) 422-9500
Mobile: (214) 394-7522
bludlow@southland.org
Fax Number: (972) 422-9225

Kristie Le
Office Phone: (972) 422-9500
Mobile: (214) 923-0809
kle@southland.org
Fax Number: (972) 422-9225

Alcorn State

November 27 ♦ 2 p.m. ♦ Lorman, Miss.

General Information

Location: Lorman, Miss.
Enrollment: 3,193
Founded: 1871
Nickname: Braves
Colors: Purple & Gold
Conference: Southwestern Athletic
Home Arena: Whitney Complex (7,000)
President: Dr. Clinton Bristow, Jr.
Athletic Director: Robert H.J. Raines

Coaching Staff

Head Coach: Samuel West
Alma Mater: Texas Southern, '77
Record at Alcorn: 11-18/1 year
Overall Record: 11-18/1 year
Assistant Coach:
Jason Cable
Basketball Phone: (601) 877-6464

Statistics


2003-04 Record: 11-18
SWAC Record: 9-9/T-4th
Starters Returning: 1
Letterwinners Returning: 7
Letterwinners Lost: 8

Media Information

Basketball Contact: Tyrone C. Broxton
Email: sportsinfo@alcornsports.com
Office Phone: (601) 877-6466
Fax: (601) 877-3821
Cell Number: (601) 415-2843
Internet Address:
www.ALCORNSPORTS.com
Press Row Phone: (601) 877-6567
Overnight Address:
Davey L. Whitney Complex
Highway 552
Alcorn State, MS 39096



Samuel West



Alleo Frazier

2004-05 Schedule

November

- 15 ¹at Creighton
- 16 at BCA Guardian Classic
- 19 at Wyoming
- 21 at Air Force
- 23 at BCA Guardian Classic
- 24 at BCA Guardian Classic
- 27 TEXAS STATE

December

- 4 ARKANSAS BAPTIST
- 7 at Illinois State
- 11 at Southern Mississippi
- 28 at Texas A&M-Corpus Christi
- 29 at Texas A&M-Corpus Christi

January

- 3 *PRAIRIE VIEW A&M
- 5 *TEXAS SOUTHERN
- 8 *at Jackson State
- 10 *at Grambling State
- 15 *MISSISSIPPI VALLEY STATE
- 17 *ARKANSAS PINE BLUFF
- 20 TEXAS-PAN AMERICAN
- 22 *at Alabama A&M
- 24 *at Alabama State
- 29 *SOUTHERN

February

- 5 *JACKSON STATE
- 7 *GRAMBLING STATE
- 12 *at Mississippi Valley State
- 14 *at Arkansas-Pine Bluff
- 19 *ALABAMA A&M
- 21 *ALABAMA STATE
- 26 *at Southern

March

- 3 *at Prairie View A&M
- 5 *at Texas Southern

¹ Denotes BCA Guardian Classic
* Denotes SWAC game

Colorado State

December 21 ♦ 8 p.m. (MST) ♦ Fort Collins, Colo.

General Information

Location: Fort Collins, Colo.
Enrollment: 25,042
Founded: 1870
Nickname: Rams
Colors: Green & Gold
Conference: Mountain West
Home Arena: Moby Arena (8,745)
President: Dr. Larry Penley
Athletic Director: Mark Driscoll

Coaching Staff


Head Coach: Dale Layer
Alma Mater: Eckerd College, '80
Record at CSU: 59-61/4 years
Overall Record: 226-148/13 years
Assistant Coaches:
Pat Eberhart
Owen Miller
Bill Peterson
Basketball Phone: (970) 491-6232

Statistics


2003-04 Record: 13-16
MWC Record: 4-10/T-7th
Starters Returning: 4
Letterwinners Returning: 8
Letterwinners Lost: 3

Media Information

Basketball Contact: Gary Ozzello
Email: ramsid@lamar.colostate.edu
Office Phone: (970) 491-5067
Fax: (970) 491-1348
Cell Number: (970) 222-3361
Internet Address:
www.CSURAMS.com
Press Row Phone: (970) 491-3981
Overnight Address:
311 McGraw Athletic Center
Fort Collins, CO 80523



Dale Layer



Matt Nelson

2004-05 Schedule

November

- 20 REGIS
- 22 NORTHERN COLORADO
- 24 NEBRASKA-OMAHA
- 27 IUPUI
- 30 at Auburn

December

- 4 DRAKE
- 7 MONTANA STATE
- 11 at Purdue
- 18 at Colorado
- 21 TEXAS STATE
- 28 STETSON
- 30 DENVER

January

- 3 at Pepperdine
- 8 *at Air Force
- 15 *BRIGHAM YOUNG
- 17 *UTAH
- 22 *at UNLV
- 24 *at San Diego State
- 29 *at Wyoming

February

- 5 *NEW MEXICO
- 7 *AIR FORCE
- 12 *at Utah
- 14 *at Brigham Young
- 19 *SAN DIEGO STATE
- 21 *UNLV
- 26 *WYOMING

March

- 5 *at New Mexico

* Denotes Mouthain West game

January 8 ♦ 7 p.m. ♦ **Beaumont, Texas**

February 19 ♦ 6:30 p.m. ♦ **San Marcos**

General Information

Location: Beaumont, Texas
 Enrollment: 10,759
 Founded: 1923
 Nickname: Cardinals
 Colors: Red & White
 Conference: Southland
 Home Arena: Montagne Center
 (10,080)
 President: Dr. James M. Simmons
 Athletic Director: Billy Tubbs

Coaching Staff


Head Coach: Billy Tubbs
 Alma Mater: Lamar, '57
 Record at Lamar: 86-64/5 years
 Overall Record: 606-315/29 years
 Assistant Coaches:
 Steve Roccaforte
 Brandon Aldrich
 Charlie Fenske
 Basketball Phone: (409) 880-8301

Statistics

2003-04 Record: 11-18
 SLC Record: 5-11/10th
 Starters Returning: 3
 Letterwinners Returning: 6
 Letterwinners Lost: 5

Media Information

Basketball Contact: Daucy Crizer
 Email: crizerdc@hal.lamar.edu
 Office Phone: (409) 880-8329
 Fax: (409) 880-2338
 Cell Number: (409) 651-0531
 Internet Address:
 www.LamarCardinals.com
 Press Row Phone: (409) 880-2343
 Overnight Address:
 211 Redbird Lane
 Beaumont, TX 77710



Billy Tubbs



Raymond Anthony

2004-05 Schedule

- November**
 23 JARVIS CHRISTIAN
 27 at North Texas
- December**
 4 HOUSTON
 7 TEXAS-PAN AMERICAN
 11 ARKANSAS TECH
 13 AIR FORCE
 16 at Rice
 18 WILEY COLLEGE
 22 at Tulsa
 28 ARKANSAS STATE
 30 CENTRAL OKLAHOMA
- January**
 5 *at Southeastern Louisiana
 8 *TEXAS STATE
 12 *McNEESE STATE
 19 *SOUTHEASTERN LOUISIANA
 22 *at Stephen F. Austin
 26 *NICHOLLS STATE
 29 *LOUISIANA-MONROE
- February**
 3 *at Northwestern State
 5 *TEXAS-SAN ANTONIO
 10 *at Sam Houston State
 12 *at Texas-Arlington
 16 *NORTHWESTERN STATE
 19 *at Texas State
 24 *at Texas-San Antonio
 26 *SAM HOUSTON STATE
- March**
 2 *at Louisiana-Monroe

* Denotes SLC game

January 15 ♦ 7:30 p.m. ♦ **Monroe, La.**

February 16 ♦ 7:30 p.m. ♦ **San Marcos**

General Information

Location: Monroe, La.
 Enrollment: 8,563
 Founded: 1931
 Nickname: Indians
 Colors: Maroon & Gold
 Conference: Southland
 Home Arena: Fant-Ewing Coliseum
 (8,000)
 President: Dr. James E. Cofer
 Athletic Director: Bobby Staub

Coaching Staff

Head Coach: Mike Vining
 Alma Mater: ULM, '67
 Record at ULM: 394-283/23 years
 Overall Record: 394-283/23 years
 Assistant Coaches:
 John Gullatt
 Chris Oney
 Basketball Phone: (318) 342-5401

Statistics


2003-04 Record: 12-19
 SLC Record: 8-8/T-5th
 Starters Returning: 1
 Letterwinners Returning: 5
 Letterwinners Lost: 6

Media Information

Basketball Contact: Fred Sington
 Email: sington@ulm.edu
 Office Phone: (318) 342-5463
 Fax: (312) 342-5464
 Cell Number: (318) 372-5203
 Internet Address:
 www.ulmathletics.com
 Press Row Phone: (318) 342-5480
 Overnight Address:
 308 Stadium Drive
 Monroe, LA 71209-2500



Mike Vining



DeAndre Alexander

2004-05 Schedule

- November**
 20 TEXAS COLLEGE
 24 at Baylor
 30 TOUGALOO COLLEGE
- December**
 3 SAMFORD
 5 at Texas A&M
 11 at Centenary
 18 at Ole Miss
 20 SOUTHERN-NEW ORLEANS
 28 CENTENARY
 31 at Arkansas
- January**
 6 *TEXAS-SAN ANTONIO
 8 *at McNeese State
 13 *STEPHEN F. AUSTIN
 15 *TEXAS STATE
 22 *at Texas-Arlington
 27 *at Sam Houston State
 29 *at Lamar
- February**
 5 *NICHOLLS STATE
 10 *SOUTHEASTERN LOUISIANA
 12 *at Northwestern State
 17 *at Texas State
 19 *TEXAS-ARLINGTON
 24 *SAM HOUSTON STATE
 26 *at Southeastern Louisiana
- March**
 2 *LAMAR
 4 *at Stephen F. Austin

* Denotes SLC game

December 30 ♦ 7 p.m. ♦ San Marcos

General Information

Location: Abilene, Texas
 Enrollment: 1,376
 Founded: 1923
 Nickname: Indians
 Colors: Maroon & White
 Conference: American Southwest
 Home Arena: Kimbrell Arena
 President: Dr. John Russell
 Athletic Director: Jerry Larned

Coaching Staff


Head Coach: Ron Holmes
 Alma Mater: McMurry, '77
 Record at McMurry: 244-129/14 years
 Overall Record: 244-129/14 years
 Assistant Coach:
 Kyle Pierce
 Basketball Phone: (325) 793-4647

Statistics


2003-04 Record: 15-10
 ASC Record: 8-6/T-4th ASC West
 Starters Returning: 4
 Letterwinners Returning: 6
 Letterwinners Lost: 10

Media Information

Basketball Contact: Patrick Stewart
 Email: pstewart@mcm.edu
 Office Phone: (325) 793-4612
 Fax: (325) 793-4604
 Cell Number: (817) 675-3438
 Internet Address:
 www.mcm.edu
 Press Row Phone: (325) 793-4732
 Overnight Address:
 S. 14th & Sayles Blvd.
 Abilene, TX 79697



Ron Holmes



Travis Tennison

2004-05 Schedule

November

- 19 at Hendrix College Tournament
- 20 at Hendrix College Tournament
- 27 *TEXAS-TYLER
- 29 *TEXAS-DALLAS

December

- 2 *at East Texas Baptist
- 4 *at LeTourneau
- 14 *at Hardin-Simmons
- 18 *LOUISIANA COLLEGE
- 20 *MISSISSIPPI COLLEGE
- 30 at Texas State

January

- 6 *at University of the Ozarks
- 8 *at Austin College
- 13 *SUL ROSS STATE
- 15 *HOWARD PAYNE
- 20 *at Mary Hardin-Baylor
- 22 *at Concordia
- 27 *SCHREINER
- 29 *TEXAS LUTHERAN
- 31 *HARDIN-SIMMONS

February

- 3 *SCHREINER
- 5 *TEXAS LUTHERAN
- 10 *at Sull Ross State
- 12 *HOWARD PAYNE
- 17 *MARY HARDIN-BAYLOR
- 19 *CONCORDIA

* Denotes ASC game

January 6 ♦ 7:15 p.m. ♦ Lake Charles, La.

February 24 ♦ 7:30 p.m. ♦ San Marcos

General Information

Location: Lake Charles, La.
 Enrollment: 9,000 plus
 Founded: 1939
 Nickname: Cowboys
 Colors: Blue & Gold
 Conference: Southland
 Home Arena: Burton Coliseum
 (8,000)

President: Dr. Robert Hebert
 Athletic Director: Sonny Watkins

Coaching Staff

Head Coach: Tic Price
 Alma Mater: Virginia Tech, '79
 Record at McNeese: 47-39/3 years
 Overall Record: 140-93/8 years
 Assistant Coaches:
 David Dumars
 Kim Lewis
 Chris DeFelice
 Basketball Phone: (337) 475-5480

Statistics


2003-04 Record: 11-16
 SLC Record: 7-9/7th
 Starters Returning: 1
 Letterwinners Returning: 5
 Letterwinners Lost: 8

Media Information

Basketball Contact: Louis Bonnette
 Email: lbonnette@structurex.net
 Office Phone: (337) 475-5207
 Fax: (337) 475-5202
 Cell Number: (337) 540-8147
 Internet Address:
 www.mcneese.edu/sports
 Press Row Phone: (337) 475-8008
 Overnight Address:
 700 East McNeese
 Lake Charles, LA 70607



Tic Price



Edward Garriet

2004-05 Schedule

November

- 19 at Houston
- 23 LOUISIANA COLLEGE
- 27 at Southern Miss
- 29 SPRING HILL

December

- 2 JARVIS CHRISTIAN
- 13 at LSU
- 16 WILLIAM CAREY
- 18 at Louisiana Tech
- 20 at Arkansas-Little Rock
- 23 LOUISIANA-LAFAYETTE
- 28 GEORGE MASON

January

- 6 *TEXAS STATE
- 8 *LOUISIANA-MONROE
- 12 *at Lamar
- 15 *UT-ARLINGTON
- 20 *UT-SAN ANTONIO
- 22 *at Nicholls State
- 29 *at UT-Arlington

February

- 3 *at Stephen F. Austin
- 5 *NORTHWESTERN STATE
- 12 *at Southeastern Louisiana
- 16 *STEPHEN F. AUSTIN
- 19 *at Sam Houston State
- 24 *at Texas State
- 26 *NICHOLLS STATE

March

- 2 *SOUTHEASTERN LOUISIANA
- 4 *at Northwestern State

* Denotes SLC game

January 12 ♦ 7:30 p.m. ♦ San Marcos

January 29 ♦ 5 p.m. ♦ Thibodaux

General Information

Location: Thibodaux, La.
 Enrollment: 7,367
 Founded: 1948
 Nickname: Colonels
 Colors: Red & Gray
 Conference: Southland
 Home Arena: Stopher Gym (3,800)
 President: Dr. Stephen T. Hulbert
 Athletic Director: Rob Bernardi

Coaching Staff

Head Coach: J.P. Piper
 Alma Mater: Southeastern La., '91
 Record at Nicholls: First Year
 Overall Record: First Year
 Assistant Coaches:
 Todd Russ
 Basketball Phone: (985) 448-4281

Statistics


2003-04 Record: 6-21
 SLC Record: 1-15/11th
 Starters Returning: 4
 Letterwinners Returning: 9
 Letterwinners Lost: 3

Media Information

Basketball Contact: Bobby Galinsky
 Email: bobby.galinsky@nicholls.edu
 Office Phone: (985) 448-4281
 Fax: (985) 448-4924
 Home Number: (985) 879-2200
 Internet Address:
 www.colonelsports.com
 Press Row Phone: (985) 448-4294
 Overnight Address:
 Barker Hall
 Louisiana Highway 1
 Thibodaux, LA 70310



J.P. Piper



Willie Depron

2004-05 Schedule

November

21 at Mississippi State
 24 at Auburn
 27 at Michigan State

December

1 LOYOLA
 11 at Lipscomb
 13 at Ole Miss
 16 DAVENPORT
 18 MARYLAND-EASTERN SHORE
 21 TEXAS SOUTHERN
 22 CINCINNATI BIBLE COLLEGE
 29 at Jackson State

January

6 *TEXAS-ARLINGTON
 8 *SAM HOUSTON STATE
 12 *at Texas State
 14 *at Texas-San Antonio
 19 *STEPHEN F. AUSTIN
 22 *McNEESE STATE
 26 *at Lamar
 29 *TEXAS STATE

February

2 *SOUTHEASTERN LOUISIANA
 5 *at Louisiana-Monroe
 10 *at Northwestern State
 17 *at Sam Houston State
 19 *TEXAS-SAN ANTONIO
 23 *NORTHWESTERN STATE
 26 *at McNeese State

March

4 *at Texas-Arlington

* Denotes SLC game

December 22 ♦ 7 p.m. (MST) ♦ Greeley, Colo.

General Information

Location: Greeley, Colo.
 Enrollment: 11,380
 Founded: 1889
 Nickname: Bears
 Colors: Blue & Gold
 Conference: Independent
 Home Arena: Butler-Hancock Hall
 (4,500)
 President: Kay Norton
 Athletic Director: Jay Hinrichs

Coaching Staff

Head Coach: Craig Rasmuson
 Alma Mater: Ashland, '90
 Record at UNC: 50-84/5 years
 Overall Record: 116-150/10 years
 Assistant Coaches:
 Jeff Culver
 Shaun Vandiver
 Brian Hancock
 Basketball Phone: (970) 351-1191

Statistics


2003-04 Record: 6-22
 Starters Returning: 3
 Letterwinners Returning: 3
 Letterwinners Lost: 7

Media Information

Basketball Contact: Kyle Schwartz
 Email: Kyle.Schwartz@unco.edu
 Office Phone: (970) 351-2522
 Fax: (970) 351-1995
 Cell Number: (970) 978-0950
 Internet Address:
 www.UNCBears.com
 Press Row Phone: (970) 351-2522
 Overnight Address:
 251 Butler-Hancock Hall
 Greeley, CO 80639



Craig Rasmuson



Erik Olson

2004-05 Schedule

November

11 ¹at Syracuse
 12 ¹vs. Bucknell/Princeton
 18 Coaches vs. Cancer Semifinals
 19 Coaches vs. Cancer Finals
 22 at Colorado State
 24 LOYOLA MARYMOUNT
 26 ²vs. Bucknell/Stephen F. Austin
 27 Iowa State Cyclone Challenge

December

2 at Air Force
 4 UNIVERSITY OF GREAT FALLS
 9 at New Mexico
 11 at Oklahoma
 14 at Oral Roberts
 17 at Utah
 19 at Montana State
 22 TEXAS STATE

January

4 at Texas Tech
 8 TEXAS-PAN AMERICAN
 10 LONGWOOD
 15 UTAH VALLEY STATE
 22 TEXAS A&M-CORPUS CHRISTI
 25 at Gonzaga
 29 at Texas-Pan American

February

4 at Longwood
 7 DENVER
 10 at IPFW
 14 CU-COLORADO SPRINGS
 22 COLORADO COLLEGE
 26 at Utah Valley State

March

5 UC DAVIS

¹ Denotes Coaches vs. Cancer Classic

² Denotes Iowa State Cyclone Challenge

January 20 ♦ 7:30 p.m. ♦ San Marcos

General Information

Location: Natchitoches, La.
 Enrollment: 10,552
 Founded: 1884
 Nickname: Demons
 Colors: Purple, White & Orange Trim
 Conference: Southland
 Home Arena: Prather Coliseum
 (3,600)
 President: Dr. Randall Webb
 Athletic Director: Greg Burke

Coaching Staff

Head Coach: Mike McConathy
Alma Mater: Louisiana Tech, '77
Record at NSU: 66-82/5 years
Overall Record: 418-241/19 years
Assistant Coaches:
 Dave Simmons
 Mark Slessinger
 Josh Hancock
 Ed Evans
Basketball Phone: (318) 357-4274

Statistics


2003-04 Record: 11-17
SLC Record: 8-8/T-5th
Starters Returning: 5
Letterwinners Returning: 13
Letterwinners Lost: 3

Media Information

Basketball Contact: Doug Ireland
Email: ireland@nsula.edu
Office Phone: (318) 357-6467
Fax: (318) 357-4515
Home Number: (318) 288-6388
Internet Address:
 www.nsudemons.com
Press Row Phone: (318) 357-6297
Overnight Address:
 398 South Jefferson
 Natchitoches, LA 71459



Mike McConathy



Jermaine Wallace

2004-05 Schedule

November

- 19 at Oklahoma State
- 21 at Tulsa
- 24 LSU-SHREVEPORT
- 26 SOUTHWESTERN KANSAS
- 30 CENTENARY

December

- 1 JARVIS CHRISTIAN
- 6 TULANE
- 11 at Louisiana State
- 16 ¹at Valparaiso
- 18 ¹at Cincinnati
- 20 at Dayton
- 30 at Las Vegas Holiday Classic
- 31 at Las Vegas Holiday Classic

January

- 3 HUSTON-TILLOTSON
- 6 *at Stephen F. Austin
- 8 *TEXAS-SAN ANTONIO
- 12 *at Texas-Arlington
- 15 *SOUTHEASTERN LOUISIANA
- 20 *at Texas State
- 22 *at Texas-San Antonio
- 29 *at Sam Houston State

February

- 3 *LAMAR
- 5 *at McNeese State
- 10 *NICHOLLS STATE
- 12 *LOUISIANA-MONROE
- 16 *at Lamar
- 23 *at Nicholls State
- 26 *STEPHEN F. AUSTIN

March

- 2 *SAM HOUSTON STATE
- 4 *McNEESE STATE

¹ Denotes Las Vegas Holiday Classic
 * Denotes SLC game

December 15 ♦ 7 p.m. ♦ San Marcos

General Information

Location: Rochester Hills, Mich.
 Enrollment: 1,000
 Founded: 1959
 Nickname: Warriors
 Colors: Crimson & White
 Conference: Independent
 Home Arena: na
 President: Dr. Mike Westerfield
 Athletic Director: Garth Pleasant

Coaching Staff

Head Coach: Garth Pleasant
Alma Mater: Lipscomb, '71
Record at Rochester: 496-254/31 years
Overall Record: 562-314
Assistant Coaches:
 George Evjen
 Eric Sims
 Joel Schroeder
Basketball Phone: (248) 218-2135

Statistics


2003-04 Record: 23-10
Starters Returning: 2
Letterwinners Returning: 12
Letterwinners Lost: 3

Media Information

Basketball Contact: Geroge Evjen
Email: gevjen@rc.edu
Office Phone: (248) 218-2139
Fax: (248) 218-2015
Internet Address:
 www.RC.edu
Overnight Address:
 800 West Avon Road
 Rochester Hiss, MI 48307-2704



Garth Pleasant



Colin Wilkinson

2004-05 Schedule

October

- 23 at Algoma College
- 29 at Lambton Tournament
- 30 at Lambton Tournament
- 31 at Lambton Tournament

November

- 11 at Spring Arbor College
- 16 ST. CLAIR COLLEGE
- 19 at Albion Tournament
- 20 at Albion Tournament
- 23 at Grand Valley State
- 27 at Saginaw Valley
- 30 at Madonna

December

- 1 at Siena Heights
- 4 at Central Michigan
- 7 at Eastern Michigan
- 15 at Texas State
- 17 at Abilene Classic
- 18 at Abilene Classic
- 20 at East Central Oklahoma

January

- 13 at Marygrove College
- 15 at Northwood
- 18 at Andrews
- 22 ALGOMA COLLEGE
- 24 at Lambton College
- 28 WORLD HARVEST BIBLE COLLEGE

February

- 1 FAIRHAVEN COLLEGE
- 4 at OSU Newark
- 5 at World Harvest Bible College
- 8 ANDREWS
- 11 at Fairhaven
- 14 LAMBTON COLLEGE
- 16 MARYGROVE COLLEGE
- 18 at St. Clair College

November 23 ♦ 7 p.m. ♦ San Marcos

General Information

Location: Austin, Texas
 Enrollment: 4,450
 Founded: 1885
 Nickname: Hilltoppers
 Colors: Navy & Gold
 Conference: Heartland
 Home Arena: Recreation and Convocation Center (2,500)
 President: George E. Martin, PhD
 Athletic Director: Debbie Taylor

Coaching Staff


Head Coach: Ryan Marks
 Alma Mater: Southern Cal, '93
 Record at St. Edwards: First Year
 Overall Record: 57-29/3 years
 Assistant Coaches:
 Aaron Page
 Chris Wright
 Russell Frohardt
 Danny Silver
 Tyrone Latimer
 Basketball Phone: (512) 448-8591

Statistics


2003-04 Record: 8-19
 Heartland Record: 4-8/5th
 Starters Returning: 3
 Letterwinners Returning: 8
 Letterwinners Lost: 6

Media Information

Basketball Contact: Naveen Boppana
 Email: naveenb@admin.stedwards.edu
 Office Phone: (512) 464-8810
 Fax: (512) 428-1001
 Internet Address:
 www.stedwards.edu
 Overnight Address:
 3001 South Congress Ave.
 Austin, TX 78704



Ryan Marks



Mark Klemm

2004-05 Schedule

November

- 19 ¹NEW MEXICO HIGHLANDS
- 20 ¹OKLAHOMA BAPTIST/
TEXAS A&M COMMERCE
- 23 at Texas State
- 26 ²vs. Missouri Rolla
- 27 ²at Central Missouri State
- 29 ABILENE CHRISTIAN

December

- 2 EAST CENTRAL OKLAHOMA
- 6 HUSTON TILLOTSON
- 12 at Western New Mexico
- 17 ³at Abilene Christian
- 18 ³vs. Rochester College
- 30 CONCORDIA

January

- 1 at Texas A&M-Commerce
- 6 *at Oklahoma Panhandle State
- 8 *ROCKHURST
- 15 *ST. MARY'S
- 20 *at Lincoln
- 22 *at Drury
- 27 *INCARNATE WORD
- 29 *UNIVERSITY OF DALLAS

February

- 3 *OKLAHOMA PANHANDLE STATE
- 5 *at Rockhurst
- 10 *LINCOLN
- 12 *a St. Mary's
- 14 at Texas-Arlington
- 19 *DRURY
- 24 *at Incarnate Word

¹ Denotes St. Edward's Shootout

² Denotes Central Missouri St. Tourn.

³ Denotes Central Missouri St. Tourn.

* Denotes Heartland Conference game

December 11 ♦ 7 p.m. ♦ San Marcos

General Information

Location: Shawnee, Okla.
 Enrollment: 578
 Founded: 1913
 Nickname: Cavaliers
 Colors: Navy & Red
 Conference: Sooner Athletic
 Home Arena: W.P. Wood Fieldhouse (1,575)
 President: Rev. Lawrence Staszyszen, O.S.B.
 Athletic Director: Sharlyn Kennon

Coaching Staff

Head Coach: Kevin Morrissey
 Alma Mater: Oklahoma Baptist, '97
 Record at St. Gregory's: First Year
 Overall Record: First Year
 Assistant Coach:
 Mich Reeves
 Basketball Phone: (405) 878-5293

Statistics


2003-04 Record: 9-19
 SAC Record: 5-13
 Starters Returning: 1
 Letterwinners Returning: 12
 Letterwinners Lost: 3

Media Information

Basketball Contact: Kevin Paxon & Sara Mata
 Email: kjpaxson@stgregorys.edu
 snmata@stgregorys.edu
 Office Phone: (405) 878-5122
 Fax: (405) 878-5198
 Internet Address:
 www.stgregorys.edu
 Overnight Address:
 1900 West Macarthur Drive
 Shawnee, OK 74804-2403



Kevin Morrissey



Tarin Baker

2004-05 Schedule

November

- 3 at Oral Roberts
- 6 at Southwest Missouri
- 12 ¹vs. Dallas Christian College
- 13 ¹at Rhema College
- 16 at Central Oklahoma
- 19 ²at Sterling College
- 20 ²vs. Tabor College
- 23 at Langston
- 29 FRIENDS UNIVERSITY

December

- 4 at Drury College
- 11 at Texas State
- 29 at Arkansas-Little Rock
- 30 at Friends University

January

- 3 LANGSTON
- 6 *OKLAHOMA BAPTIST
- 8 *at Southern Nazarene
- 10 *at Oklahoma City
- 13 *at Oklahoma Christian
- 15 *NW OKLAHOMA STATE
- 20 *LUBBOCK CHRISTIAN
- 22 *WAYLAND BAPTIST
- 27 *JOHN BROWN
- 29 *at University of Scienc & Arts

February

- 3 *at NW Oklahoma State
- 5 *OKLAHOMA CHRISTIAN
- 7 *OKLAHOMA CITY
- 10 *SOUTHERN NAZARENE
- 12 *at Oklahoma Baptist
- 17 *UNIVERSITY OF SCIENCE & ARTS
- 19 *at John Brown
- 24 *at Wayland Baptist
- 26 *at Lubbock Christian

¹ Denotes Rhema College Tourn.

² Denotes Sterling College Tourn.

* Denotes Sooner Athletic Conference game

January 22 ♦ 6:30 p.m. ♦ San Marcos


January 27 ♦ 7:45 p.m. ♦ Hammond, La.

General Information

Location: Huntsville, Texas
 Enrollment: 13,423
 Founded: 1879
 Nickname: Bearkats
 Colors: Orange & White
 Conference: Southland
 Home Arena: Bernard G. Johnson Coliseum (6,100)
 President: Dr. James F. Gaertner
 Athletic Director: Bobby Williams



Bob Marlin



Eddy Fobbs

2004-05 Schedule

November

- 15 ¹vs. Houston
- 16 ¹vs. Missouri/Brown
- 19 ²at Marquette
- 20 ²vs. Kent/Binghamton
- 22 NABC Guardians Classic
- 23 NABC Guardians Classic
- 27 at Oklahoma State
- 30 JARVIS CHRISTIAN

December

- 4 at Texas-Pan American
- 9 WILEY COLLEGE
- 11 LSU-SHREVEPORT
- 20 ARKANSAS STATE
- 29 at Florida

January

- 3 LeTOURNEAU
- 8 *at Nicholls State
- 11 *at Southeastern Louisiana
- 15 *STEPHEN F. AUSTIN
- 20 *TEXAS-ARLINGTON
- 22 *at Texas State
- 27 *LOUISIANA-MONROE
- 29 *NORTHWESTERN STATE

February

- 3 *at Texas-San Antonio
- 10 *LAMAR
- 12 *at Stephen F. Austin
- 17 *NICHOLLS STATE
- 19 *McNEESE STATE
- 24 *at Louisiana-Monroe
- 26 *at Lamar

March

- 2 *at Northwestern State
- 5 *SOUTHEASTERN LOUISIANA


¹ Denotes NABC Guardians Classic
² Denotes Marquette Blue & Gold Cl.
 * Denotes SLC game

General Information

Location: Hammond, La.
 Enrollment: 15,662
 Founded: 1925
 Nickname: Lions
 Colors: Green & Gold
 Conference: Southland
 Home Arena: University Center (7,000)
 President: Dr. Randy Moffett
 Athletic Director: Frank Pergolizzi



Billy Kennedy



Nate Lofton

2004-05 Schedule

November

- 19 ¹vs. Henderson
- 20 ¹vs. Idaho
- 21 ¹at Boise State
- 24 at Southern Miss
- 30 LSU-SHREVEPORT

December

- 3 ²vs. Arkansas-Little Rock
- 4 ²vs. Southwest Missouri/Youngstown State
- 11 at Southern
- 15 WILEY COLLEGE
- 18 at Houston
- 22 LOYOLA (New Orleans)
- 31 at Ole Miss

January

- 3 ARKANSAS BAPTIST
- 5 *LAMAR
- 8 *TEXAS-ARLINGTON
- 11 *SAM HOUSTON STATE
- 15 *at Northwestern State
- 19 *at Lamar
- 27 *TEXAS STATE
- 29 *at Texas-San Antonio

February

- 2 *at Nicholls State
- 5 *STEPHEN F. AUSTIN
- 10 *at Louisiana-Monroe
- 12 *McNEESE STATE
- 16 *TEXAS-SAN ANTONIO
- 19 *at Stephen F. Austin
- 26 *LOUISIANA-MONROE

March

- 5 *at McNeese State
- 5 *at Sam Houston State

¹ Denotes Colonial Athletic Association Classic
² Denotes SMS Price Cutter Classic
 * Denotes SLC game

Coaching Staff

Head Coach: Bob Marlin
 Alma Mater: Mississippi State, '81
 Record at SHSU: 93-72/6 years
 Overall Record: 221-107/10 years
 Assistant Coaches:
 Jason Hooten
 Neil Hardin
 Joe Hicks
 Basketball Phone: (936) 294-1747

Statistics

2003-04 Record: 13-15
 SLC Record: 8-8/T-5th
 Starters Returning: 4
 Letterwinners Returning: 10
 Letterwinners Lost: 1

Media Information

Basketball Contact: Paul Ridings
 Email: ridings@shsu.edu
 Office Phone: (936) 294-1764
 Fax: (936) 294-3538
 Home Number: (936) 294-9838
 Internet Address:
<http://bearkats.shsu.edu>
 Press Row Phone: (936) 294-1838
 Overnight Address:
 620 Bowers Blvd.
 Huntsville, TX 77341

Coaching Staff

Head Coach: Billy Kennedy
 Alma Mater: Southeastern La., '86
 Record at SLU: 56-85/5 years
 Overall Record: 80-117/7 years
 Assistant Coaches:
 Roman Banks
 Steve Prohm
 Gerald Lewis
 Basketball Phone: (985) 549-3744

Statistics

2003-04 Record: 20-9
 SLC Record: 11-5/T-1st
 Starters Returning: 2
 Letterwinners Returning: 9
 Letterwinners Lost: 4

Media Information

Basketball Contact: Matt Sullivan
 Email: rsullivan@selu.edu
 Office Phone: (985) 549-3774
 Fax: (985) 549-3773
 Cell Number: (985) 549-3221
 Internet Address:
www.LionSports.net
 Press Row Phone: (985) 549-2326
 Overnight Address:
 Corner of North Hazel & Galloway Drive

December 4 ♦ 7 p.m. ♦ Dallas, Texas

General Information

Location: Dallas, Texas
 Enrollment: 10,038
 Founded: 1811
 Nickname: Mustangs
 Colors: Red & Blue
 Conference: Western Athletic
 Home Arena: Moody Coliseum (8,998)
 President: Dr. R. Gerald Turner
 Athletic Director: Jim Copeland

Coaching Staff


Head Coach: Jimmy Tubbs
 Alma Mater: Bishop, '72
 Record at SMU: First Year
 Overall Record: First Year
 Assistant Coaches:
 Robert Lineburg
 Anthony Anderson
 Dean Christian
 Basketball Phone: (214) 768-3501

Statistics


2003-04 Record: 12-18
 WAC Record: 5-13/8th
 Starters Returning: 4
 Letterwinners Returning: 11
 Letterwinners Lost: 3

Media Information

Basketball Contact: Herman Hudson
 Email: hermanh@smu.edu
 Office Phone: (214) 768-1304
 Fax: (214) 768-2044
 Home Number: (972) 234-1609
 Internet Address:
 www.smumustangs.com
 Press Row Phone: (214) 768-7742
 Overnight Address:
 Moody Coliseum
 6024 Airline Road
 Dalas, TX 75205



Jimmy Tubbs



Bryan Hopkins

2004-05 Schedule

November

- 19 UT-TYLER
- 22 at Montana State
- 29 OKLAHOMA STATE

December

- 1 at Texas Tech
- 4 TEXAS STATE
- 12 at TCU
- 16 BAYLOR
- 20 ARKANSAS-PINE BLUFF
- 30 at Rice

January

- 1 at Tulsa
- 6 *FRESNO STATE
- 8 *NEVADA
- 13 *at Hawaii
- 15 *at San Jose State
- 22 *at Louisiana Tech
- 27 *UTEP
- 29 *BOISE STATE

February

- 3 *at Nevada
- 5 *at Fresno State
- 10 *SAN JOSE STATE
- 12 *HAWAII
- 16 *LOUISIANA TECH
- 19 Bracket Buster Saturday — TBD
- 25 *at Boise State
- 27 *at UTEP

March

- 3 *TULSA
- 5 *RICE

* Denotes WAC game

February 10 ♦ 6 p.m. ♦ Nacogdoches, Texas

General Information

Location: Nacogdoches, Texas
 Enrollment: 11,356
 Founded: 1923
 Nickname: Lumberjacks
 Colors: Purple & White
 Conference: Southland
 Home Arena: William R. Johnson Coliseum (7,200)
 President: Dr. Tito Guerrero, III
 Athletic Director: Steve McCarty

Coaching Staff


Head Coach: Danny Kaspar
 Alma Mater: North Texas, '78
 Record at SFA: 64-49/4 years
 Overall Record: 283-101/13 years
 Assistant Coaches:
 Steve Lutz
 Darren Kohne
 Basketball Phone: (936) 468-3108

Statistics

2003-04 Record: 21-9
 SLC Record: 10-6/4th
 Starters Returning: 2
 Letterwinners Returning: 7
 Letterwinners Lost: 5

Media Information

Basketball Contact: Rob Meyers
 Email: rmeyers@sfasu.edu
 Office Phone: (936) 468-2606
 Fax: (936) 468-4593
 Home Number: (936) 564-8700
 Internet Address:
 www.sfajacks.com
 Press Row Phone: (936) 468-4635
 Overnight Address:
 SFA Athletic Field House
 Homer Bryce Stadium
 Hayter Street
 Nacogdoches, TX 75962



Danny Kaspar



Marcus Clark

2004-05 Schedule

November

- 20 at South Florida
- 23 CONCORDIA
- 26 ¹vs. Northern Colorado
- 27 ¹vs. Bucknell/Iowa State

December

- 4 at Grambling State
- 8 at Alabama A&M
- 11 JACKSON STATE
- 18 at Centenary
- 20 ALABAMA A&M
- 30 HOWARD PAYNE

January

- 3 HOUSTON BAPTIST
- 6 *NORTHWESTERN STATE
- 13 *at Louisiana-Monroe
- 15 *at Sam Houston State
- 19 *at Nicholls State
- 22 *LAMAR
- 26 *at Texas-Arlington

February

- 3 *McNEESE STATE
- 5 *at Southeastern Louisiana
- 10 *TEXAS STATE
- 12 *SAM HOUSTON STATE
- 16 *at McNeese State
- 19 *SOUTHEASTERN LOUISIANA
- 24 *TEXAS-ARLINGTON
- 26 *at Northwestern State

March

- 1 *at Texas-San Antonio
- 4 *LOUISIANA-MONROE

¹ Denotes American Family Insurance Cyclone Challenge
 * Denotes SLC game

November 19 ♦ 7 p.m. ♦ Austin, Texas

General Information

Location: Austin, Texas
 Enrollment: 51,438
 Founded: 1883
 Nickname: Longhorns
 Colors: Burnt Orange & White
 Conference: Big 12
 Home Arena: Frank Erwin Center
 (16,755)
 President: Dr. Larry Faulkner
 Athletic Director: DeLoss Dodds

Coaching Staff

Head Coach: Rick Barnes
 Alma Mater: Lenoir-Rhyne, '77
 Record at Texas: 141-58/6 years
 Overall Record: 343-192/17 years
 Assistant Coaches:
 Ken McDonald
 Russell Springmann
 Rodney Terry
 Basketball Phone: (512) 471-5816

Statistics


2003-04 Record: 25-8
 Big 12 Record: 12-4/T-2nd
 Starters Returning: 3
 Letterwinners Returning: 6
 Letterwinners Lost: 6

Media Information

Basketball Contact: Scott McConnell
 Email:
 Scott.McConnell@athletics.utexas.edu
 Office Phone: (512) 471-1345
 Fax: (512) 471-6040
 Cell Number: (512) 748-9313
 Internet Address:
 www.TexasSports.com
 Press Row Phone: (512) 471-4246
 Overnight Address:
 Room 327 Bellmont Hall
 2101 San Jacinto
 Austin, TX 78705



Rick Barnes



Brad Buckman

2004-05 Schedule

- November**
 19 TEXAS STATE
 22 1at Chaminade
 23 EA Sports Maui Invitational
 24 EA Sports Maui Invitational
 29 COPPIN STATE
- December**
 4 at Seton Hall
 7 NORTH TEXAS
 15 TEXAS-ARLINGTON
 18 at Wake Forest
 22 CENTENARY
 29 TEXAS-SAN ANTONIO
- January**
 2 UNLV
 6 MEMPHIS
 9 *BAYLOR
 12 *at Texas A&M
 15 *at Nebraska
 17 *OKLAHOMA STATE
 22 *at Oklahoma
 25 *TEXAS TECH
 29 *at Kansas
- February**
 5 *IOWA STATE
 8 *at Colorado
 12 *KANSAS STATE
 16 *TEXAS A&M
 19 *at Baylor
 22 *at Texas Tech
 26 *MISSOURI
 28 *OKLAHOMA
- March**
 5 *at Oklaoma State

¹ Denotes EA Sports Maui Invitational
 * Denotes Big 12 game

February 5 ♦ 6:30 p.m. ♦ San Marcos

March 2 ♦ 8 p.m. ♦ Arlington, Texas

General Information

Location: Arlington, Texas
 Enrollment: 25,297
 Founded: 1895
 Nickname: Mavericks
 Colors: Blue, White & Red
 Conference: Southland
 Home Arena: Texas Hall
 (3,600)

President: James Spaniolo
 Athletic Director: Pete Carlon

Coaching Staff

Head Coach: Eddie McCarter
 Alma Mater: UAB, '75
 Record at UTA: 152-180/12 years
 Overall Record: 152-180/12 years
 Assistant Coaches:
 Scott Cross
 Reggie Brown
 Larry Cordaro
 Basketball Phone: (817) 272-5751

Statistics


2003-04 Record: 17-12
 SLC Record: 11-5/T-1st
 Starters Returning: 1
 Letterwinners Returning: 7
 Letterwinners Lost: 4

Media Information

Basketball Contact: Bill Pettit
 Email: wpetitt@uta.edu
 Office Phone: (817) 272-2239
 Fax: (817) 272-2254
 Cell Number: (817) 658-3413
 Internet Address:
 www.utamavs.com
 Press Row Phone: (817) 272-3795
 Overnight Address:
 Gilstrap Athletic Center
 Arlington, TX 76019



Eddie McCarter



Steven Thomas

2004-05 Schedule

- November**
 19 at Houston
 23 LOUISIANA COLLEGE
 27 at Southern Mississippi
 29 SPRING HILL
- December**
 2 JARVIS CHRISTIAN
 13 at LSU
 16 WILLIAM CAREY
 18 at Louisiana Tech
 20 at Arkansas-Little Rock
 23 LOUISIANA-LAFAYETTE
 28 GEORGE MASON
- January**
 6 *TEXAS STATE
 8 *LOUISIANA-MONROE
 12 *at Lamar
 15 *UT-ARLINGTON
 20 *UT-SAN ANTONIO
 22 *at Nicholls State
 29 *at UT-Arlington
- February**
 3 *at Stephen F. Austin
 5 *NORTHWESTERN STATE
 12 *at Southeastern Louisiana
 16 *STEPHEN F. AUSTIN
 19 *at Sam Houston State
 24 *at Texas State
 26 *NICHOLLS STATE
- March**
 2 *SOUTHEASTERN LOUISIANA
 4 *at Northwestern State

* Denotes SLC game

January 3 ♦ 7:05 p.m. ♦ Fort Worth, Texas

General Information

Location: Fort Worth, Texas
 Enrollment: 8,066
 Founded: 1873
 Nickname: Horned Frogs
 Colors: Purple & White
 Conference: Conference USA
 Home Arena: Daniel-Meyer Coliseum (7,201)
 Chancellor: Dr. Victor Boschini
 Athletic Director: Eric Hyman

Coaching Staff

Head Coach: Neil Dougherty
 Alma Mater: Cameron, '84
 Record at TCU: 21-36/2 years
 Overall Record: 21-36/2 years
 Assistant Coaches:
 Rick Callahan
 Kevin Lewis
 David Cason
 Basketball Phone: (817) 257-7968

Statistics


2003-04 Record: 12-17
 C-USA Record: 7-9/9th
 Starters Returning: 4
 Letterwinners Returning: 11
 Letterwinners Lost: 2

Media Information

Basketball Contact: Drew Harris
 Email: D.Harris@tcu.edu
 Office Phone: (817) 257-7969
 Fax: (817) 257-7964
 Cell Number: (817) 343-2064
 Internet Address:
 www.GoFrogs.com
 Press Row Phone: (817) 257-7337
 Overnight Address:
 Room 104
 2900 South Stadium Drive
 Fort Worth, TX 76129



Neil Dougherty



Corey Santee

2004-05 Schedule

November

- 19 TEXAS-ARLINGTON
- 21 SHAWNEE STATE
- 23 TEXAS TECH
- 25 OLD DOMINION
- 27 ¹at Texas A&M-Corpus Christi
- 29 ¹vs. Florida State

December

- 4 at North Texas
- 9 at Kansas
- 12 SMU
- 18 at Vanderbilt
- 21 MARYLAND-EASTERN SHORE
- 22 ARKANSAS PINE BLUFF
- 28 GRAMBLING STATE

January

- 3 TEXAS STATE
- 8 *at Louisville
- 12 *TULANE
- 15 *at Memphis
- 19 *HOUSTON
- 22 *at Saint Louis
- 26 *at Charlotte
- 29 *MEMPHIS

February

- 1 *at DePaul
- 5 *EAST CAROLINA
- 9 *MARQUETTE
- 12 *UAB
- 19 *at Houston
- 23 *at New Orleans
- 26 *CINCINNATI

March

- 2 *USF
- 5 *at Southern Miss

¹ Denotes Texas A&M-Corpus Christi Tournament
 * Denotes Conference USA game

February 12 ♦ 4 p.m. ♦ San Antonio, Texas

March 4 ♦ 7:30 p.m. ♦ San Marcos

General Information

Location: San Antonio, Texas
 Enrollment: 25,000
 Founded: 1969
 Nickname: Roadrunners
 Colors: Orange, Navy Blue & White
 Conference: Southland
 Home Arena: Convocation Center (5,100)
 President: Dr. Ricardo Romo
 Athletic Director: Lynn Hickey

Coaching Staff

Head Coach: Tim Carter
 Alma Mater: Kansas, '79
 Record at UTSA: 134-122/9 years
 Overall Record: 145-138/10 years
 Assistant Coaches:
 Dionne Phelps
 Lloyd Williams
 Basketball Phone: (210) 458-4162

Statistics


2003-04 Record: 19-14
 SLC Record: 11-5/T-1st
 Starters Returning: 4
 Letterwinners Returning: 8
 Letterwinners Lost: 3

Media Information

Basketball Contact: Rick Nixon
 Email: rnixon@utsa.edu
 Office Phone: (210) 458-4551
 Fax: (210) 458-4569
 Cell Number: (210) 269-7110
 Internet Address:
 www.goUTSA.com
 Press Row Phone: (210) 458-4566
 Overnight Address:
 6900 NW Loop 1604
 San Antonio, TX 78249-0691



Tim Carter



Rapheal Posey

2004-05 Schedule

November

- 21 TEXAS-TYLER
- 24 TEXAS LUTHERAN
- 28 TEXAS A&M-INTERNATIONAL

December

- 1 at Murray State
- 4 at Louisiana Tech
- 12 LOUISIANA TECH
- 18 at Kansas State
- 21 at Wichita State
- 29 at Texas

January

- 3 NEW MEXICO STATE
- 6 *at Louisiana-Monroe
- 8 *at Northwestern State
- 14 *NICHOLLS STATE
- 17 at Texas-Pan American
- 20 *at McNeese State
- 22 *NORTHWESTERN STATE
- 29 *SOUTHEASTERN LOUISIANA

February

- 3 *SAM HOUSTON STATE
- 5 *at Lamar
- 9 *at Texas-Arlington
- 12 *TEXAS STATE
- 17 *at Southeastern Louisiana
- 19 *at Nicholls State
- 23 *LAMAR
- 26 *TEXAS-ARLINGTON

March

- 1 *STEPHEN F. AUSTIN
- 4 *at Texas State

* Denotes SLC game

December 7 ♦ 7 p.m. ♦ San Marcos

General Information

Location: Orem, Utah
 Enrollment: 25,000
 Founded: 1941
 Nickname: Wolverine
 Colors: Forest Green, Gold & White
 Conference: Division I Independent
 Home Arena: McKay Center
 (8,000)
 President: Dr. William A. Sederburg
 Athletic Director: Mike Jacobsen

Coaching Staff


Head Coach: Dick Hunsaker
 Alma Mater: Weber State, '77
 Record at Utah Valley: 23-5/1 year
 Overall Record: 215-84/10 years
 Assistant Coaches:
 Curtis Condie
 Mark Coffman
 Refiloe Lethunya
 Basketball Phone: (801) 863-8670

Statistics


2003-04 Record: 23-5
 Starters Returning: 2
 Letterwinners Returning: 5

Media Information

Basketball Contact: Sam Araki
 Email: arakisa@uvsc.edu
 Office Phone: (801) 863-8644
 Fax: (801) 863-8813
 Internet Address:
 www.wolverinesports.net
 Press Row: (801) 372-3373
 Overnight Address:
 800 West University Parkway
 Orem, UT 84058-5999



Dick Hunsaker



Ronnie Price

2004-05 Schedule

November

- 1 WESTMINSTER COLLEGE
- 8 FORT LEWIS
- 19 at Weber State
- 23 at Idaho State
- 27 BOISE STATE
- 30 at Western Illinois

December

- 2 at Montana State
- 7 at Texas State
- 11 ORAL ROBERTS
- 18 CLEVELAND STATE
- 20 WEBER STATE
- 23 MONTANA STATE
- 28 at Oral Roberts
- 30 at Sacramento State

January

- 3 at Highpoint
- 7 LONGWOOD
- 11 TEXAS-PAN AMERICAN
- 15 at Northern Colorado
- 20 TEXAS A&M-CORPUS CHRISTI
- 22 IPFW
- 25 IDAHO STATE

February

- 1 at Nebraska
- 4 JOHNSON & WALES - Denver
- 7 at Missouri-Kansas City
- 15 GRAND CANYON
- 19 at Texas A&M-Corpus Christi
- 21 at Texas-Pan American
- 26 NORTHERN COLORADO

March

- 2 at Longwood
- 5 at IPFW

2005 O'REILLY AUTO PARTS

SOUTHLAND CONFERENCE BASKETBALL TOURNAMENT

March 8 — Southland Conference Tournament Quarterfinals
 March 10 — Southland Conference Tournament Semifinals
 March 13 — Southland Conference Finals
All games to be played at campus sites.

TEXAS STATE'S SLC TOURNAMENT RESULTS

1988

March 5, 1988 McNeese State 87, Texas State 79

1989

March 4, 1989 Northwestern State 82, Texas State 81

1990

March 5, 1990 Northwestern State 82, Texas State 58

1991

Feb. 25, 1991 Sam Houston State 84, Texas State 81

1993

March 5, 1993 Texas-Arlington 83, Texas State 70

1994

March 4, 1994 Texas State 65, Sam Houston State 56
 March 5, 1994 Texas State 68, Nicholls State 65
 March 6, 1994 Texas State 69, North Texas 60

1997

March 7, 1997 Texas State 76, McNeese State 59
 March 8, 1997 Texas State 74, Northeast Louisiana 64

1998

March 4, 1998 Texas State 90, Northeast Louisiana 87
 March 6, 1998 Nicholls State 79, Texas State 71

1999

March 5, 1999 Texas State 92, McNeese State 82
 March 6, 1999 Texas-San Antonio 71, Texas State 63

2000

March 7, 2000 Texas State 88, Texas-San Antonio 86
 March 9, 2000 Lamar 53, Texas State 50

2001

March 6, 2001 Texas-San Antonio 71, Texas State 69

2002

March 4, 2002 Texas-San Antonio 99, Texas State 83

2003

March 10, 2003 Texas State 94, Louisiana-Monroe 85 ot
 March 12, 2003 Stephen F. Austin 67, Texas State 58

2004

March 8, 2004 Texas-San Antonio 78, Texas State 73




Series Records

Editor's Note: This listing includes records from the beginning of Texas State basketball. While record keeping in the early years is very sketchy, these series records are as accurate as possible.

OPPONENT	W L	OPPONENT	W L	OPPONENT	W L	OPPONENT	W L
Abilene Christian	42 18	Howard Payne	55 34	NORTHWESTERN STATE	21 20	Texas College	1 0
Alabama-Birmingham	0 2	Huston-Tillotson	3 0	Northwestern Oklahoma	1 0	Texas Lutheran	23 7
Alaska-Anchorage	0 2	Idaho State	1 0	Nuevo Leon	2 0	Texas Southern	6 6
ALCORN STATE	— —	Incarnate Word	1 0	Oglethorpe	0 1	Texas Tech	1 0
American	1 0	Iowa	0 1	Oklahoma	0 3	Texas Wesleyan	8 2
Anderson (Ind.)	1 0	Kansas State	0 2	Oklahoma Baptist	0 1	Texas Western	0 1
Angelo State	16 14	Kelly Field	1 2	Oral Roberts	1 2	TEXAS-ARLINGTON	23 17
Arkansas	0 2	Kentucky	0 1	Pacific	0 1	Texas-El Paso	0 1
Ark.-Little Rock	1 1	Kentucky State	1 0	Penn State	0 1	Texas-Pan American	5 17
Arkansas Monticello	0 1	Kenyon College	1 0	Pepperdine	0 3	TEXAS-SAN ANTONIO	13 26
Arkansas Tech	1 0	Lackland Air Base	3 1	Phillips	2 1	Trinity	29 13
Austin Butter Krust	2 0	Lakehead University	2 0	Post PT Team	0 2	Troy State	0 1
Austin College	8 1	Lakeland	0 2	Portland	1 1	Tulsa	0 4
Ball State	0 1	LAMAR	24 22	Prairie View A&M	6 3	U.S. International	1 1
Baptist	2 0	Lawrence Tech	1 0	Purdue	0 1	Upper Iowa State	1 0
Baylor	3 11	Lenior Rhyne	1 0	Quincy	0 1	UTAH VALLEY STATE	— —
Bishop College	2 0	Lewis and Clark	1 0	Randolph Field	5 1	Ward Island	1 1
Boise State	0 1	Linfield	1 0	Regis College	0 1	Washburn	1 0
Brooke Army Medical	22 4	Long Beach State	0 1	Rice	3 4	Waterloo	1 0
Brooke Field	2 0	LOUISIANA-MONROE	14 21	ROCHESTER COLLEGE	1 0	Wayland Baptist	2 0
Cal-Northridge	0 1	Louisiana College	0 1	ST. EDWARD'S	45 16	Weber State	0 1
Cal-Santa Barbara	1 0	Louisiana State	0 1	ST. GREGORY'S	— —	West Texas	1 3
Cameron	2 3	Louisiana Tech	1 4	St. John's (Minn)	1 0	Western Illinois	0 2
Centenary	2 1	Lubbock Christian	1 0	St. Louis	0 2	Westminster College	2 0
Central Connecticut	1 0	Maine	1 1	St. Mark's	2 1	Westmoreland	4 0
Central Missouri	1 0	Manhattan	2 0	St. Mary's	39 27	Whiskered Wizards	2 0
Central Oklahoma	1 0	Mary Hardin-Baylor	3 0	St. Thomas	1 1	Wiley	1 0
Coastal Carolina	1 0	Massachusetts	0 1	Samford	3 0	William Jewell	1 0
Colorado	0 1	McClousky	0 2	SAM HOUSTON STATE	88 71	Windsor	1 0
COLORADO STATE	— —	McMahon	2 1	San Antonio Air Com.	0 2	Wisconsin-Eau Claire	1 3
Connecticut	0 1	McMURRY	37 8	San Antonio Ind.	1 6	Wisconsin-Green Bay	1 1
Concordia Lutheran	2 0	McNEESE STATE	16 23	San Diego	0 2	Wisconsin-Milwaukee	0 1
Coppin State	1 1	Medina	1 0	San Diego State	1 2	Wisconsin-Stevens Point	0 1
Corpus Christi	5 1	Mercer	1 0	San Marcos Academy	2 3	Wisconsin-Stout	1 2
Dallas Baptist	3 1	Miami	1 0	Savannah State	1 0		
Dallas University	1 0	Midwestern State	4 1	Schreiner	16 5		
Daniel Baker	3 5	Millikin	1 0	Second Infantry	1 0		
Davidson	0 2	Minnesota	0 1	Seguin	1 0		
Drury	0 1	Minnesota-Duluth	1 0	Simmons	1 3		
Duncan Field	2 0	Mississippi Valley	1 0	Sheppard Air Base	2 0		
Duquesne	1 0	Missouri	0 3	S'EASTERN LOUISIANA	12 9		
Eagle Pass Air Base	0 1	Missouri-Kansas City	2 0	Southeastern Oklahoma	4 6		
East Central	2 0	Missouri-Rolla	1 0	Southeastern University	1 0		
East Texas Baptist	7 1	Missouri Valley Col.	1 0	SMU	0 2		
East Texas State	51 66	Montana	0 1	Southern Utah	1 1		
Emporia State	0 2	Morehead State	1 0	Sw Missouri State	0 2		
Fort Hays	1 0	Nebraska	0 1	Southwestern Louisiana	0 1		
Georgia Southern	0 1	New Mexico	0 1	Southwestern Univ.	33 23		
Georgia State	2 0	New Mexico A&M	1 0	STEPHEN F. AUSTIN	66 87		
Gonzaga	0 1	New Mexico Highlands	1 0	Sul Ross	51 4		
Grambling	4 3	New Mexico State	0 1	Tahoe Paradise	1 0		
Gustavius-Adolphus	1 1	New Orleans	1 4	Tarleton State	21 3		
Hamilton	1 0	NICHOLLS STATE	23 18	TCU	0 1		
Hampton Institute	1 0	North Texas	29 55	Tennessee A&I	3 1		
Hardin-Simmons	5 3	Northeast Oklahoma	1 0	Tennessee State	1 0		
Hartwick College	0 1	Northern Arizona	1 1	TEXAS	4 32		
Henderson State	1 1	NORTHERN COLORADO	1 0	Texas A&I	65 18		
Houston	1 10	Northern Illinois	0 1	Texas A&M	3 10		
Houston Baptist	1 0	Northern Michigan	0 1	Texas A&M-Corpus Christi	2 0		

REVIEW

54	2003-04 Review
55	2003-04 Statistics
56	2003-04 Results
57	2003-04 Game-by-Game
58	The Southland Conference
59	2003-04 SLC Statistics



FAST BREAKS AND SLAM DUNKS

Texas State finished the 2003-04 season with a 13-15 record ... the Bobcats posted an 8-8 record in Southland Conference play to finish in a four-way tie for fifth place in the league.

The 'Cats would be the six seed and draw I-35 nemesis Texas-San Antonio for their first-round opponent at the Southland Conference Tournament ... the Roadrunners scored a 78-73 win over Texas State and went on to win the conference tournament ... for Texas State, it was the fourth time in five years it had played UTSA in the first round of the conference tournament and the fifth time in six years the rivals went head-to-head in the SLC Tournament.

POST SEASON HONORS

Texas State senior guard **Terry Conerway** was named second-team All-Southland Conference after aver-

aging 13.6 points and 4.6 rebounds to lead the Bobcats. The Cleburne native scored a season-high 30 points in Texas State's game against Alaska Anchorage. During the year, he scored in double figures 19 times and led the 'Cats in scoring on 12 occasions.

Josh Naylor, a junior guard on the 2003-04 team, was named All-Southland Conference Honorable Mention. Naylor averaged 11.3 points and 2.4 rebounds while leading the Southland Conference in free throw shooting, connecting on 93.3 percent of his attempts.

STRONG AT BOTH ENDS

Senior guard **Roosevelt Brown** also averaged scoring in double figures during the 2003-04 season, finishing with a 10.0 scoring clip. Brown also shot 45 percent from the field, was a 90 percent free throw shooter, was third on the team with 71 assists and averaged 2.6 rebounds. It was Brown's defense that helped the Bobcats win at Nicholls the final week as he shut down Nicholls' leading scorer **Willie Depron** to two points, 14 under his average.

ALLISON AND DILL

Junior forwards **Anthony Dill** and **Zach Allison** provided solid games inside for the 'Cats to help with the scoring punch.

Dill was fourth on the team, averaging 8.2 points an outing and leading the team with a 4.7 rebounding average. He played in all 28 games, starting 20.

Allison, a transfer from Panola Junior College, averaged 8.1 points and 4.4 rebounds while starting all 28 games.

STRAHAN NUMBERS

After building the season home

attendance average up to a 13-year high in 2002-03, Texas State broke the Strahan Coliseum single season average record in 2004 when it averaged 2,286 fans over 12 home games.

The Bobcats enjoyed four consecutive crowds of 3,000 or more to close the regular season, including the seventh largest crowd for a Bobcat game with 4,114 attending the 'Cats home game with UTSA. The former season attendance record was 2,262 set during the 1989-90 season.

GOING BACK A FEW YEARS

Texas State has now made at least one three-point field goal in 125 consecutive games. The streak dates back to the final 12 games of the 1999-2000 season.

HOME COOKIN'

Texas State posted a 9-3 record in Strahan Coliseum during the 2003-04 season after going 13-2 at home a year earlier.

The Bobcats have posted a 104-36 record at home since the fall of 1993 for a 74 percent winning mark.

IT'S ALL ABOUT PT

Texas State had 11 different players average at least 10 minutes of playing time over the course of the 2003-04 season. Only Conerway and Naylor averaged better than 25 minutes an outing while three others averaged 20+ minutes per game.

UNSELFISH TEAM

Texas State averaged 14.46 assists per game to rank third in the Southland Conference. However, the Bobcats did not have one player rank among the top 10 individually in the category.

Texas State however did have three players finish in the Top 20, including Naylor who averaged 2.82 assists.

2003-04 Results

Record Summary	Overall	Home	Away	Neutral
All Games	13-15	9-3	3-9	1-3
Southland Conference Games	8-8	5-3	3-5	
Nonconference Games	5-7	4-0	0-4	1-3

DATE	OPPONENT	SCORE	HIGH SCORER	HIGH REBOUNDER	ATTENDANCE	RECORD
Nov. 22	at New Orleans	L, 77-64	Anthony Dill (16)	Zach Allison (5) Lance Burroughs (5)	2,129	0-1
Nov. 24	Texas Lutheran	W, 79-39	Terry Conerway (15)	Josh Goellner (7)	1,324	1-1
Nov. 26	#vs. Purdue	L, 61-50	Zach Allison (14)	Terry Conerway (4) Anthony Dill (4)	7,427	1-2
Nov. 28	#at Alaska Anchorage	L, 80-59	Terry Conerway (30)	Zach Allison (8)	7,905	1-3
Nov. 29	#vs. Pacific	L, 62-55	Terry Conerway (14)	Anthony Dill (9)	6,556	1-4
Dec. 5	^vs. Weber State	L, 74-63	Josh Naylor (18)	Anthony Dill (8)	6,006	1-5
Dec. 6	^vs. Coppin State	W, 76-66	Terry Conerway (19)	Anthony Dill (7)	5,864	2-5
Dec. 13	Northern Colorado	W, 76-66	Nick Ponder (24)	Anthony Dill (7)	1,498	3-5
Dec. 17	Rochester College	W, 85-67	Roosevelt Brown (18)	Anthony Dill (6)	1,103	4-5
Dec. 23	at Tulsa	L, 84-46	Terry Conerway (17)	Terry Conerway (10)	7,279	4-6
Dec. 30	Abilene Christian	W, 77-70	Roosevelt Brown (20)	Josh Naylor (6) Zach Alison (6)	1,308	5-6
Jan. 7	*McNeese State	W, 81-76	Josh Naylor (26)	Zach Allison (6)	1,553	6-6/1-0
Jan. 10	*Nicholls State	W, 69-64	Anthony Dill (14)	Nick Goellner (8)	1,859	7-6/2-0
Jan. 15	*Texas-Arlington	W, 82-68	Josh Naylor (25)	Terry Conerway (6) Roosevelt Brown (6) Zach Allison (6)	1,888	8-6/3-0
Jan. 21	*at Texas-San Antonio	W, 74-73	Josh Naylor (19)	Terry Conerway (5)	2,487	9-6/4-0
Jan. 24	*Lamar	W, 82-66	Roosevelt Brown (17) Terry Conerway (17)	Anthony Dill (8)	2,914	10-6/5-0
Jan. 29	*at Louisiana-Monroe	L, 68-58	Anthony Dill (11)	Terry Conerway (9)	2,052	10-7/5-1
Jan. 31	*at Northwestern State	W, 67-64	Roosevelt Brown (22)	Terry Conerway (7)	2,417	11-7/6-1
Feb. 5	*Southeastern Louisiana	L, 64-63	Zach Allison (17)	Zach Allison (11)	3,332	11-8/6-2
Feb. 11	*at Lamar	L, 82-77	Terry Conerway (15)	Lance Burroughs (5) Zach Allison (5) Nick Ponder (5)	3,763	11-9/6-3
Feb. 14	*Louisiana-Monroe	W, 90-64	Josh Naylor (22)	Zach Allison (5)	3,021	12-9/7-3
Feb. 19	*at Sam Houston	L, 86-73	Josh Naylor (18)	Evan Patterson (6)	1,183	12-10/7-4
Feb. 21	*at Texas-Arlington	L, 73-64	Terry Conerway (20)	Anthony Dill (8)	1,393	12-11/7-5
Feb. 25	*Texas-San Antonio	L, 69-66	Nick Ponder (15)	Zach Allison (7)	4,114	12-12/7-6
Feb. 28	*at McNeese State	L, 79-67	Terry Conerway (13)	Nick Goellner (5) Josh Naylor (5) Zach Allison (5)	1,000	12-13/7-7
Mar. 1	*at Nicholls State	W, 61-37	Terry Conerway (19)	Zach Allison (7)	849	13-13/8-7
Mar. 5	*Stephen F. Austin	L, 72-56	Terry Conerway (18)	Zach Allison (9)	3,513	13-14/8-8
Mar. 8	+at Texas-San Antonio	L, 78-73	Josh Naylor (15)	Anthony Dill (7)	1,359	13-15

- # Denotes Great Alaska Shootout (Anchorage, Ak.)
- ^ Denotes Price Cutter Classic (Springfield, Mo.)
- * Denotes Southland Conference Game
- + Denotes Southland Conference Tournament Game

Attendance	Games	Totals	AVG/Game
Home	12	27,427	2,286
Away	12	33,816	2,818
Neutral	4	25,853	6,463
Total	28	87,096	3,111

2003-04 Statistics

Season Statistics

Player	GP-GS	Min/AVG	Total			3-Point			Rebounds			PF-FO	Ast	TO	Blk	Stl	Pts-Avg
			FG-A	Pct.	FT-A	Pct.	FG-A	Pct.	FT-A	Pct.	Off-Def						
Terry Connerway	28-28	702/25.1	118-298	.396	57-168	.339	87-111	.784	57-72	129	4.6	84-6	78	62	8	50	380-13.6
Josh Naylor	28-22	748/26.7	99-225	.440	62-149	.416	56-60	.933	14-52	66	2.4	53-1	79	49	1	20	316-11.3
Roosevelt Brown	28-26	688/24.6	100-222	.450	25-78	.321	54-60	.900	13-60	73	2.6	46-0	71	46	1	30	279-10.0
Anthony Dill	28-20	589/21.0	86-154	.558	0-0	.000	57-81	.704	50-82	132	4.7	79-1	30	56	5	15	229-8.2
Zach Allison	28-28	677/24.2	82-168	.488	16-46	.348	46-67	.687	41-83	124	4.4	78-1	19	45	12	16	226-8.1
Nick Ponder	28-1	530/18.9	71-192	.370	36-102	.353	17-26	.654	19-62	81	2.9	45-1	37	26	2	32	195-7.0
Nick Goellner	27-4	350/13.0	37-80	.463	1-3	.333	24-47	.511	29-39	68	2.5	61-1	11	30	14	5	99-3.7
Lance Burroughs	28-5	445/15.9	24-54	.444	5-26	.192	10-14	.714	21-48	69	2.5	34-0	33	28	0	9	63-2.3
Evan Patterson	27-1	279/10.3	18-56	.321	0-7	.000	17-28	.607	17-33	50	1.9	36-0	15	24	3	6	53-2.0
Antwoine Blanchard	24-2	244/10.2	12-30	.400	8-15	.533	10-11	.909	3-18	21	0.9	14-0	22	16	0	7	42-1.8
Josh Goellner	28-3	343/12.3	21-47	.447	0-0	.000	7-21	.333	27-37	64	2.3	69-1	10	34	10	5	49-1.8
Coy Pfeiffer	3-0	5/1.7	1-5	.200	0-3	.000	0-0	.000	0-1	1	0.3	0-0	0	0	0	0	2-0.7
TEAM									35-28	63	2.3	1		1			
Totals	28	5600	669-1531	.437	210-597	.352	385-526	.732	326-615	941	33.6	600-12	405	417	56	195	1933-69.0
Opponents	28	5600	638-1488	.429	193-581	.332	464-643	.722	327-603	930	33.2	519	372	404	63	181	1933-69.0
BY PERIOD	1st	2nd	Total														
Texas State	895	1038	1933														
Opponents	863	1070	1933														
DEADBALL REBOUNDS		OFF	DEF	TOTAL													
Texas State		68	11	79													
Opponents		78	7	85													

Southland Conference Statistics

Player	GP-GS	Min/AVG	Total			3-Point			Rebounds			PF-FO	Ast	TO	Blk	Stl	Pts-Avg
			FG-A	Pct.	FT-A	Pct.	FG-A	Pct.	FT-A	Pct.	Off-Def						
Josh Naylor	16-15	444/27.8	70-157	.446	39-96	.406	33-36	.917	11-33	44	2.8	31-0	49	31	1	11	212-13.3
Terry Conerway	16-16	402/25.1	64-161	.398	31-93	.333	51-67	.761	30-41	71	4.4	51-5	42	30	1	31	210-13.1
Roosevelt Brown	16-15	379/23.7	60-126	.476	13-41	.317	32-37	.865	8-38	46	2.9	25-0	35	25	0	14	165-10.3
Zach Allison	16-16	398/24.9	50-98	.510	9-24	.375	31-49	.633	22-57	79	4.9	44-1	10	28	8	9	140-8.8
Anthony Dill	16-14	320/20.0	46-75	.613	0-0	.000	31-43	.721	23-42	65	4.1	50-1	19	30	2	7	123-7.7
Nick Ponder	16-1	292/18.3	38-105	.362	18-54	.333	10-18	.556	14-37	51	3.2	26-0	24	13	1	22	104-6.5
Nick Goellner	15-1	184/12.3	19-47	.404	0-1	.000	14-31	.452	15-23	38	2.5	37-1	10	15	7	3	52-3.5
Evan Patterson	15-1	183/12.2	14-36	.389	0-3	.000	10-20	.500	13-22	35	2.3	19-0	10	13	2	5	38-2.5
Lance Burroughs	16-0	245/15.3	14-30	.467	2-14	.143	5-6	.833	13-21	34	2.1	22-0	12	12	0	7	35-2.2
Josh Goellner	16-0	193/12.1	13-28	.464	0-0	.00	4-14	.286	15-24	39	2.4	35-0	5	16	5	4	30-1.9
Antwoine Blanchard	16-1	158/9.9	6-16	.375	3-6	.500	6-7	.857	3-13	16	1.0	12-0	17	10	0	6	21-1.3
Coy Pfeiffer	1-0	2/2.0	0-1	.000	0-0	.000	0-0	.000	0-0	0	0.0	0	0	0	0	0	0-0.0
TEAM									17-16	33	2.1	1		1			
Totals	16	3200	394-880	.448	115-332	.346	227-328	.692	184-367	551	34.4	353-8	233	224	27	119	1130-70.6
Opponents	16	3200	356-846	.421	107-330	.324	286-391	.731	182-354	536	33.5	304	207	225	42	100	1105-69.1

Returners in bold lettering.

Post Season Honors

Texas State senior guard Terry Connerway was named second-team All-Southland Conference after aver-

Striking Numbers

After averaging 28.5 points per game, Naylor was named the Southland Conference Player of the Year. He led the conference in scoring with 212 points and was named to the All-Conference team.

Attendance

The 2003-04 season saw a record-breaking attendance at the Texas State arena. The total attendance for the season was 113,070.6, a significant increase from the previous season.

2003-04 Game-by-Game

Game by Game Statistics


	FG-FGA	FG%	3G-3A	3%	FT-FTA	FT%	OR	DR	TR	PF-D	1-2 = TP	A	TO	BL	S
Texas State	25-63	.397	8-28	.286	6-11	.545	16	15	31	16-0	25-39=64	11	10	2	5
New Orleans	26-54	.481	8-20	.400	17-24	.708	15	24	39	17-0	36-41=77	14	12	3	7
Texas State	28-61	.459	11-24	.458	12-16	.750	18	21	39	19-0	45-34=79	16	14	3	9
Texas Lutheran	13-48	.271	2-20	.100	11-15	.733	16	16	32	17-0	17-22=39	6	23	1	5
Texas State	19-44	.432	6-16	.375	6-12	.500	6	16	22	27-1	26-24=50	11	17	2	2
Purdue	19-55	.345	4-21	.190	19-23	.826	15	19	34	17-0	26-35=61	14	10	1	6
Texas State	19-56	.339	5-22	.227	16-20	.800	12	24	36	22-1	20-39=59	15	16	1	1
vs. Alaska-Anchorage	22-56	.393	9-29	.310	27-30	.900	8	26	34	19-0	39-41=80	18	8	0	11
Texas State	19-54	.352	7-25	.280	10-12	.833	17	15	32	21-0	26-29=55	13	17	3	9
vs. Pacific	24-46	.522	5-12	.417	9-15	.600	10	15	25	16-0	22-40=62	18	17	1	4
Texas State	22-56	.393	6-22	.273	13-15	.867	12	20	32	26-1	28-35=63	12	14	2	7
Weber State	24-49	.490	4-9	.444	22-32	.688	12	23	35	17-0	29-45=74	15	13	0	3
Texas State	26-45	.578	11-16	.688	13-14	.929	4	27	31	16-0	47-29=76	19	19	3	7
Coppin State	24-57	.421	8-20	.400	10-16	.625	9	16	25	17-0	24-42=66	16	13	2	10
Texas State	24-44	.545	10-19	.526	18-23	.783	7	22	29	16-0	33-43=76	19	22	4	10
Northern Colorado	29-57	.509	9-24	.509	3-12	.250	13	16	29	20-0	28-42=70	12	22	0	10
Texas State	30-54	.556	11-26	.423	14-19	.737	10	22	32	21-0	43-42=85	21	16	3	10
Rochester	21-58	.362	9-28	.321	16-18	.889	17	18	35	21-0	29-38=67	12	19	2	6
Texas State	17-65	.262	4-22	.182	8-12	.667	19	23	42	20-0	21-25=46	7	16	2	2
Tulsa	28-57	.491	10-20	.500	18-28	.643	14	33	47	15-0	37-47=84	14	8	9	10
Texas State	24-57	.421	9-18	.500	20-22	.909	14	20	34	21-0	37-40=77	17	20	4	11
Abilene Christian	23-52	.442	10-28	.357	14-17	.824	11	20	31	20-2	26-44=70	10	25	1	4
Texas State	22-51	.431	8-22	.364	29-34	.853	11	17	28	23-0	40-41=81	9	14	6	11
McNeese State	23-52	.442	5-16	.313	25-30	.833	15	22	37	28-2	35-41=76	12	22	4	5
Texas State	24-49	.490	5-19	.263	16-24	.667	12	26	38	22-0	29-40=69	17	15	3	6
Nicholls State	19-51	.373	8-23	.348	18-24	.750	10	18	28	21-1	28-36=64	13	11	1	7
Texas State	26-54	.481	9-23	.391	21-23	.913	8	23	31	20-0	36-46=82	18	11	3	9
Texas-Arlington	22-64	.344	8-28	.286	16-19	.842	20	20	40	17-0	32-36=68	12	15	3	4
Texas State	25-55	.455	11-26	.423	13-17	.765	11	18	29	18-0	33-41=74	10	12	2	7
Texas-San Antonio	22-46	.478	10-19	.526	19-25	.760	10	21	31	15-0	29-44=73	13	14	0	6
Texas State	31-57	.544	8-22	.364	12-15	.800	11	31	42	22-0	36-46=82	20	17	0	8
Lamar	23-64	.359	6-30	.200	14-24	.583	15	17	32	19-0	39-27=66	9	10	3	5
Texas State	21-50	.420	3-12	.250	13-25	.520	12	20	32	26-1	26-32=58	5	18	2	8
La-Monroe	21-52	.404	7-20	.350	19-30	.633	11	21	32	19-0	31-37=68	12	14	3	9
Texas State	23-61	.377	6-24	.250	15-21	.714	12	25	37	20-0	22-45=67	14	8	1	9
Northwestern State	24-58	.414	5-17	.294	11-17	.647	12	30	42	20-1	32-32=64	20	15	5	4
Texas State	23-57	.404	6-20	.300	11-12	.917	12	27	39	20-0	33-30=63	13	15	1	6
Southeastern La.	25-48	.521	7-14	.500	7-16	.438	2	23	25	17-0	38-26=64	13	11	0	7
Texas State	30-56	.536	8-20	.400	9-11	.818	8	28	36	24-0	34-43=77	23	23	1	7
Lamar	27-65	.415	11-36	.306	17-21	.810	13	19	32	14-0	34-48=82	16	13	3	12
Texas State	33-60	.550	7-17	.412	17-23	.739	8	23	31	22-0	41-49=90	19	10	0	9
La-Monroe	19-52	.365	4-21	.190	22-28	.786	13	21	34	19-0	26-38=64	9	21	2	3
Texas State	26-52	.500	6-16	.375	15-28	.536	10	16	26	24-1	36-37=73	22	13	0	7
Sam Houston	29-51	.569	8-15	.533	20-29	.690	10	22	32	22-0	44-42=86	25	15	4	8
Texas State	20-49	.417	8-19	.421	16-25	.640	14	14	28	19-1	30-34=64	9	13	1	7
Texas-Arlington	24-48	.500	7-15	.467	18-20	.900	11	19	30	21-2	33-40=73	13	14	4	6
Texas State	26-68	.382	5-20	.250	9-18	.500	16	30	46	28-3	36-30=66	17	13	2	9
Texas-San Antonio	18-48	.375	7-19	.375	26-38	.684	11	34	45	20-0	31-38=69	10	17	4	5
Texas State	20-54	.370	9-26	.346	18-25	.720	11	23	34	25-1	33-34=67	11	16	1	6
McNeese State	25-49	.510	6-16	.375	23-31	.742	7	25	32	21-0	36-43=79	12	12	2	8
Texas State	24-57	.421	8-25	.320	5-9	.556	13	31	44	20-0	23-38=61	14	13	1	7
Nicholls State	12-53	.226	2-23	.087	11-16	.688	13	23	36	15-1	14-23=37	5	13	2	4
Texas State	20-51	.392	8-21	.381	8-18	.444	15	15	30	20-0	17-39=56	12	13	3	3
Stephen F. Austin	23-45	.511	6-18	.333	15-17	.870	9	19	28	17-0	31-41=72	13	8	2	7
Texas State	22-53	.415	7-27	.259	22-22	1.000	7	23	30	22-1	39-34=73	11	12	0	3
Texas-San Antonio	29-53	.547	8-20	.400	12-22	.545	5	23	28	19-1	37-41=78	16	9	1	5

The Southland Conference

Now in its fourth decade of existence, the Southland Conference was formed on March 15, 1963, when administrators from Abilene Christian College, Arkansas State College, Arlington State College, Lamar State College of Technology and Trinity University met at the Baker Hotel in Dallas.

In its four decades of academic and athletic accomplishments, the Southland Conference has witnessed many changes in college athletics, and the league has adjusted and transformed as necessary to continue to achieve at the highest competitive levels.

Current Southland Conference members in Texas and



Tom Burnett
Commissioner

Louisiana include Lamar University, McNeese State University, Nicholls State University, Northwestern State University, Sam Houston State University, Southeastern Louisiana University, Stephen F. Austin State University, Texas State University, the University of Louisiana at Monroe, the University of Texas at Arlington, and the University of Texas at San Antonio.

All told, the member institutions of the Southland encompass over 150,000 current students and an alumni base of close to 700,000. Famous alums from Southland Conference schools include former U.S. President Lyndon B. Johnson (Texas

State), CBS news anchor Dan Rather (Sam Houston State), U.S. Central Command general Tommy Franks (UT-Arlington), NBA executive Joe Dumars (McNeese State), ABC news and sports anchor Robin Roberts (Southeastern Louisiana), country music stars Tim McGraw (UL-Monroe) and George Strait (Texas State), Major League Baseball star and Olympian Ben Sheets (UL-Monroe), and actor Lou Diamond Phillips (UT-Arlington).

The cities of the Southland are diverse and dynamic, ranging from international business and cultural centers such as the Dallas/Fort Worth metroplex and San Antonio, to the historical cities of Nacogdoches, Texas, and Natchitoches, La., to the home of the modern oil boom, Beaumont, Texas, to the unique Cajun French cultures found in the Louisiana cities of Thibodaux and Lake Charles. Southland Conference institutions also draw large numbers of students from the metropolitan areas of Houston, New Orleans, Austin and Shreveport.


The Southland sponsors 17 championship sports, all at the NCAA Division I level. The eight men's sports include football, basketball, baseball, golf, tennis, cross country, and indoor and outdoor track and field. The women compete for nine championships in basketball, volleyball, softball, soccer, golf, tennis, cross country, and indoor and outdoor track and field. The Conference earns automatic qualification to NCAA championships in football, men's and women's basketball, baseball, softball, volleyball, men's golf, women's tennis, and women's soccer.

Southland Conference football ranks among the best Division I-AA leagues in the nation, and enjoys an annual expectation of competing for the national championship with multiple teams advancing to the NCAA playoffs each year. Two years ago,

McNeese State finished the regular season ranked No. 1 in the nation, and advanced to the national championship contest, the sixth such title game appearance since the league joined I-AA in 1982. All told, Southland teams have played in 78 Division I-AA playoff games in 21 years, winning 38 of the contests.

In addition to football, the Southland can point to a number of accomplishments in all sports.

Men's basketball has experienced a tremendous amount of success during the Southland's 40 years. The league has sent two teams to the NCAA Sweet Sixteen, as well as a squad to the NIT Final Four. Basketball stars Karl Malone, Joe Dumars, Jeff Foster, Dwight "Bo" Lamar, Andrew Toney and Mike Olliver played in the Southland Conference.



Bruce Ludlow
Assistant Commissioner
Media Relations

Coaches such as Billy Tubbs, Mike Vining, Scotty Robertson, Jack Martin, Andy Russo, Bobby Paschal and Pat Foster have led teams in the Southland.

In women's basketball, the Southland also has its share of tradition with UL-Monroe advancing to the 1985 NCAA Women's Final Four, and Stephen F. Austin sustaining itself as one of the most successful programs in the history of the sport.

Women's basketball all-stars have included Eun Jung Lee, Lisa Ingram, Portia Hill, Deneen Parker, Katrina Price, and Joskeen Garner, and coaches such as Gary Blair, Linda Sharp, and Linda Harper.

The conference has increased sponsorship and championships opportunities for female student-athletes in recent years, adding women's golf and soccer as league sports.

The Southland Conference has repeatedly demonstrated its commitment to the academic and athletic success of its student-athletes.

With the F.L. McDonald Postgraduate Scholarship Award, the league annually honors one male and one female scholar-athlete with a stipend for postgraduate study. The Scholar-Athlete Award is given to each institution's male and female student-athlete with the highest grade-point average. Also, student-athletes with grade point averages above 3.0 are honored on the Conference's All-Academic teams.

In addition to providing expanding opportunities for student-athletes, the Southland Conference and its member institutions are very involved in various community outreach programs. Many of these programs provide positive life skills training such as academics, citizenship and leadership to school-aged students in Southland communities.

The Southland Conference has also been active in the NCAA Youth Education through Sports (YES) program, and is committed to providing thousands of youngsters the opportunity to receive instruction from Southland student-athletes and coaches in numerous YES clinics.

2003-04 SLC Team Statistics

2003-04 SOUTHLAND CONFERENCE STANDINGS

STANDINGS	W-L	Pct	W-L	Pct
Southeastern La.	11-5	.688	20-9	.690
Texas-Arlington	11-5	.688	17-12	.586
Texas-San Antonio	11-5	.688	19-14	.576
Stephen F. Austin	10-6	.625	21-9	.700
Sam Houston State	8-8	.500	13-15	.464
Texas State	8-8	.500	13-15	.464
Northwestern State	8-8	.500	11-17	.393
Louisiana-Monroe	8-8	.500	12-19	.387
McNeese State	7-9	.438	11-16	.407
Lamar	5-11	.312	11-18	.379
Nicholls State	1-15	.062	6-21	.222

SCORING OFFENSE

Rk. Team	G	W-L	Pts	Avg/G
1 Lamar	29	11-18	2294	79.1
2 Sam Houston	28	13-15	2100	75.0
3 Northwestern St.	28	11-17	2078	74.2
4 McNeese State	27	11-16	2000	74.1
5 Southeastern La.	29	20-9	2132	73.5
6 Texas-San Antonio	33	19-14	2400	72.7
7 Texas-Arlington	29	17-12	2097	72.3
8 Stephen F. Austin	30	21-9	2138	71.3
9 Texas State	28	13-15	1933	69.0
10 UL-Monroe	31	12-19	2117	68.3
11 Nicholls State	27	6-21	1774	65.7

SCORING DEFENSE

Rk. Team	G	Pts	Avg/G
1 Stephen F. Austin	30	1821	60.7
2 Southeastern La.	29	1982	68.3
3 Texas State	28	1933	69.0
4 Texas-Arlington	29	2036	70.2
5 Texas-San Antonio	33	2367	71.7
6 UL-Monroe	31	2241	72.3
7 McNeese State	27	2027	75.1
8 Nicholls State	27	2040	75.6
9 Sam Houston	28	2133	76.2
10 Northwestern St.	28	2150	76.8
11 Lamar	29	2315	79.8

SCORING MARGIN

Rk. Team	G	OFF	DEF	MAR
1. Stephen F. Austin	30	71.3	60.7	+10.6
2. Southeastern La.	29	73.5	68.3	+5.2
3. Texas-Arlington	29	72.3	70.2	+2.1
4. Texas-San Antonio	33	72.7	71.7	+1.0
5. Texas State	28	69.0	69.0	+0.0
6. Lamar	29	79.1	79.8	-0.7
7. McNeese State	27	74.1	75.1	-1.0
8. Sam Houston	28	75.0	76.2	-1.2
9. Northwestern St.	28	74.2	76.8	-2.6
10. UL-Monroe	31	68.3	72.3	-4.0
11. Nicholls State	27	65.7	75.6	-9.9

FREE THROW PERCENTAGE

Rk. Team	G	FTM	FTA	PCT
1. Texas-Arlington	29	555	745	.745
2. Texas State	28	385	526	.732
3. McNeese State	27	472	659	.716
4. Stephen F. Austin	30	387	548	.706
5. Texas-San Antonio	33	540	775	.697
6. Sam Houston	28	471	676	.697
7. Lamar	29	480	691	.695
8. Nicholls State	27	387	562	.689
9. Southeastern La.	29	479	703	.681
10. Northwestern St.	28	450	670	.672
11. UL-Monroe	31	408	630	.648

FIELD GOAL PERCENTAGE

Rk. Team	G	FG	FGA	PCT
1. Texas-Arlington	29	704	1518	.464
2. Stephen F. Austin	30	786	1715	.458
3. Southeastern La.	29	743	1637	.454
4. Sam Houston	28	737	1650	.447
5. Texas State	28	669	1532	.437
6. McNeese State	27	688	1577	.436
7. Texas-San Antonio	33	813	1896	.429
8. Northwestern St.	28	739	1742	.424
9. Lamar	29	808	1945	.415
10. UL-Monroe	31	761	1840	.414
11. Nicholls State	27	603	1529	.394

FIELD GOAL PERCENTAGE DEFENSE

Rk. Team	G	FG	FGA	PCT
1. Stephen F. Austin	30	607	1452	.418
2. Texas-San Antonio	33	839	1973	.425
3. Northwestern St.	28	735	1721	.427
4. Texas State	28	638	1488	.429
5. Sam Houston	28	757	1739	.435
6. UL-Monroe	31	788	1801	.438
7. Southeastern La.	29	703	1592	.442
8. Lamar	29	841	1893	.444
9. Texas-Arlington	29	728	1638	.444
10. McNeese State	27	678	1489	.455
11. Nicholls State	27	716	1523	.470

3-POINT FIELD GOAL PERCENTAGE

Rk. Team	G	FG	FGA	PCT
1. Stephen F. Austin	30	179	481	.372
2. Texas-Arlington	29	134	367	.365
3. Texas-San Antonio	33	234	648	.361
4. Texas State	28	210	597	.352
5. Louisiana-Monroe	31	187	549	.341
6. Nicholls State	27	181	542	.334
7. McNeese State	27	152	460	.330
8. Southeastern La.	29	167	506	.330
9. Sam Houston State	28	155	484	.320
10. Northwestern St.	28	150	470	.319
11. Lamar	29	198	640	.309

REBOUNDING MARGIN

Rk. Team	G	REB	AVG	OPP	AVG	MAR
1. UTA	29	1007	34.7	919	31.7	+3.0
2. NW State	28	1144	40.9	1096	39.1	+1.7
3. SE Louisiana	29	1026	35.4	978	33.7	+1.7
4. SFA	30	1002	33.4	975	32.5	+0.9
5. UTSA	33	1242	37.6	1213	36.8	+0.9
6. Texas State	28	941	33.6	930	33.2	+0.4
7. McNeese St.	27	969	35.9	970	35.9	+0.0
8. Nicholls St.	27	941	34.9	962	35.6	-0.8
9. UL-Monroe	31	1132	36.5	1159	37.4	-0.9
10. Sam Houston	28	1030	36.8	1093	39.0	-2.2
11. Lamar	29	1137	39.2	1265	43.6	-4.4

BLOCKED SHOTS

Rk. Team	G	BLK	AVG/G
1 Lamar	29	128	4.41
2 Northwestern St.	28	122	4.36
3 Sam Houston	28	119	4.25
4 McNeese State	27	108	4.00
5 Louisiana-Monroe	31	102	3.29
6 Southeastern La.	29	93	3.21
7 Texas-San Antonio	33	99	3.00
8 Texas-Arlington	29	85	2.93
9 Texas State	28	56	2.00
10 Nicholls State	27	43	1.59
11 Stephen F. Austin	30	45	1.50

ASSISTS

Rk. Team	G	AST	AVG/G
1. Sam Houston	28	530	18.93
2. Northwestern St.	28	425	15.18
3. Texas State	28	405	14.46
4. Lamar	29	406	14.00
5. Southeastern La.	29	403	13.90
6. Texas-San Antonio	33	421	12.76
7. Stephen F. Austin	30	381	12.70
8. McNeese State	27	338	12.52
9. Louisiana-Monroe	31	388	12.52
10. Texas-Arlington	29	355	12.24
11. Nicholls State	27	302	11.19

STEALS

Rk. Team	G	STL	AVG/G
1. Lamar	29	269	9.28
2. Stephen F. Austin	30	266	8.87
3. Sam Houston	28	239	8.54
4. UL-Monroe	31	246	7.94
5. McNeese State	27	214	7.93
6. Northwestern St.	28	217	7.75
7. Texas-San Antonio	33	251	7.61
8. Southeastern La.	29	208	7.17
9. Texas State	28	195	6.96
10. Texas-Arlington	29	193	6.66
11. Nicholls State	27	169	6.26

REBOUNDING MARGIN

Rk. Team	G	TO	AVG	OPP	AVG	MAR
1. SFA	30	417	13.9	589	19.6	+5.7
2. Lamar	29	438	5.1	573	19.8	+4.7
3. SE Louisiana	29	405	4.0	479	16.5	+2.6
4. McNeese St.	27	498	18.4	501	18.6	+0.1
5. Texas State	28	417	14.9	404	14.4	-0.5
6. UTSA	33	564	17.1	541	16.4	-0.7
7. Sam Houston	28	493	17.6	465	16.6	-1.0
8. NW State	28	472	16.9	436	15.6	-1.3
9. UL-Monroe	31	565	18.2	516	16.6	-1.6
10. UTA	29	481	16.6	433	14.9	-1.7
11. Nicholls St.	27	470	17.4	402	14.9	-2.5

3-POINT FIELD GOALS MADE

Rk. Team	G	3FG	AVG/G
1. Texas State	28	210	7.50
2. Texas-San Antonio	33	234	7.09
3. Lamar	29	198	6.83
4. Nicholls State	27	181	6.70
5. Louisiana-Monroe	31	187	6.03
6. Stephen F. Austin	30	179	5.97
7. Southeastern La.	29	167	5.76
8. McNeese State	27	152	5.63
9. Sam Houston	28	155	5.54
10. Northwestern St.	28	150	5.36
11. Texas-Arlington	29	134	4.62



2003-04 SLC Individual Statistics

SCORING

Rk.	Player-Team	G	FG	3FG	FT	PTS	Avg/G
1.	Hurd, Leroy-UTSA	33	211	43	174	639	19.4
2.	Obasohan, Derrick-UTA	29	161	28	125	475	16.4
3.	Wallace, Jermaine-NWLA	28	159	48	68	434	15.5
4.	Anthony, Raymond-LU	29	143	94	69	449	15.5
5.	Depron, Willie-NICH	27	149	30	89	417	15.4
6.	Thompson, Joe-SHSU	28	145	38	101	429	15.3
7.	Burks, Antonio-SFA	30	175	78	31	459	15.3
8.	Abdur-Rahim, Amir-SLU	29	137	67	97	438	15.1
9.	Petteway, Terrell-LU	28	171	1	79	422	15.1
10.	Gardener, Michael-SLU	9	136	40	99	411	14.2
11.	Garriet, Edward-MCN	27	134	89	21	378	14.0
12.	Conerway, Terry-TXST	28	118	57	87	380	13.6
13.	Davis, Teddy-LU	29	137	16	94	384	13.2
14.	Lofton, Nate-SLU	29	136	0	110	382	13.2
15.	Lee, Clifton-NWLA	26	124	27	67	342	13.2
16.	Goodrich, Gil-LU	29	118	48	90	374	12.9
17.	West, Terry-SLU	29	130	12	87	359	12.4
18.	Thomas, Steven-UTA	29	106	0	138	350	12.1
19.	Possey, Rapheal-UTSA	33	126	62	61	375	11.4
20.	Naylor, Josh-TXST	28	99	62	56	316	11.3

REBOUNDING

Rk.	Player-Team	G	OFF	DEF	TOT	Avg/G
1.	Lofton, Nate-SLU	29	95	220	315	10.9
2.	Hurd, Leroy-UTSA	33	76	188	264	8.0
3.	Petteway, Terrell-LU	28	83	135	218	7.8
4.	Lee, Clifton-NWLA	26	52	142	194	7.5
5.	Beacham, Donny-UTA	25	59	102	161	6.4
6.	Oliver, Jerrick-MCN	27	62	111	173	6.4
7.	Alexander, D.-ULM	31	79	116	195	6.3
8.	Grant, Jason-LU	28	69	103	172	6.1
9.	Williams, Kelvin-SHSU	28	48	120	168	6.0
10.	Fuqua, Anthony-UTSA	33	78	116	194	5.9
11.	Obasohan, Derrick-UTA	29	40	130	170	5.9
12.	Depron, Willie-NICH	27	28	127	155	5.7
13.	Davis, Teddy-LU	29	68	98	166	5.7
14.	Auguste, Wilder-SHSU	28	61	94	155	5.5
15.	Thompson, Chavis-ULM	31	66	105	171	5.5

FIELD GOAL PERCENTAGE (Min. 3.0 made per game)

Rk.	Player-Team	G	FG	FGA	Pct
1.	Beacham, Donny-UTA	25	92	148	.622
2.	Oliver, Jerrick-MCN	27	100	166	.602
3.	Lofton, Nate-SLU	29	136	228	.596
4.	Auguste, Wilder-SHSU	28	102	178	.573
5.	Dill, Anthony-TXST	28	86	154	.558
6.	Thompson, Chavis-ULM	31	98	189	.519
7.	Rivers, Hank-SFA	30	93	181	.514
8.	Allen, Byron-NWLA	27	81	159	.509
9.	Thomas, Steven-UTA	29	106	209	.507
10.	Jordan, Chris-SHSU	28	90	179	.503

ASSISTS

Rk.	Player-Team	G	AST	Avg/G
1.	Gardener, Michael-SLU	29	143	4.93
2.	Goodrich, Gil-LU	29	133	4.59
3.	Lewis, Eldridge-MCN	27	116	4.30
4.	Mitchell, Tyronn-NWLA	26	107	4.12
5.	Thompson, Joe-SHSU	28	113	4.04
6.	Clark, Marcus-SFA	30	117	3.90
7.	Ebow, Marcus-SHSU	28	109	3.89
8.	Anthony, Raymond-LU	29	110	3.79
9.	Depron, Willie-NICH	27	97	3.59
10.	Attaway, Kurt-UTSA	33	105	3.18

FREE THROW PCT (Min. 2.0 made per game)

Rk.	Player-Team	G	FT	FTA	Pct
1.	Naylor, Josh-TXST	28	56	60	.933
2.	Anthony, Raymond-LU	29	69	76	.908
3.	Howell, Keith-UTA	29	98	117	.838
4.	Wilkins, Jason-NICH	27	62	75	.827
5.	Goodrich, Gil-LU	29	90	109	.826
6.	Abdur-Rahim, Amir-SLU	29	97	119	.815
7.	Obasohan, Derrick-UTA	29	125	156	.801
8.	Clark, Marcus-SFA	30	65	82	.793
9.	Davis, Teddy-LU	29	94	119	.790
10.	Brown, Markeith-NICH	27	71	90	.789

STEALS

Rk.	Player-Team	G	ST	Avg/G
1.	Depron, Willie-NICH	27	65	2.41
2.	Goodrich, Gil-LU	29	66	2.28
3.	Anthony, Raymond-LU	29	59	2.03
4.	Banks, B.J.-SFA	30	61	2.03
5.	Mitchell, Tyronn-NWLA	26	49	1.88
6.	Conerway, Terry-TXST	28	50	1.79
7.	Abdur-Rahim, Amir-SLU	29	50	1.72
8.	President, David-UTSA	33	55	1.67
9.	Clark, Marcus-SFA	30	47	1.57
10.	Thompson, Joe-SHSU	28	43	1.54
	Williams, Kelvin-SHSU	28	43	1.54

3-POINT FG PCT (Min. 1.0 made per game)

Rk.	Player-Team	G	3FG	FGA	Pct
1.	Burks, Antonio-SFA	30	78	164	.476
2.	Dawkins, Brady-UTA	28	38	88	.432
3.	Naylor, Josh-TXST	28	62	149	.416
4.	Possey, Rapheal-UTSA	33	62	150	.413
5.	Helton, Tony-ULM	30	34	83	.410
6.	Horn, Brandon-ULM	31	43	109	.394
7.	Hurd, Leroy-UTSA	33	43	111	.387
8.	Garriet, Edward-MCN	27	89	231	.385
9.	Gardener, Michael-SLU	29	40	104	.385
10.	Stephenson, Jason-SHSU	26	40	105	.381

3-POINT FG MADE

Rk.	Player-Team	G	3FG	Avg/G
1.	Garriet, Edward-MCN	27	89	3.30
2.	Anthony, Raymond-LU	29	94	3.24
3.	Burks, Antonio-SFA	30	78	2.60
4.	Wilkins, Jason-NICH	27	67	2.48
5.	Abdur-Rahim, Amir-SLU	29	67	2.31
6.	Naylor, Josh-TXST	28	62	2.21
7.	Conerway, Terry-TXST	28	57	2.04
8.	Harbert, Justin-UTSA	33	63	1.91
9.	Possey, Rapheal-UTSA	33	62	1.88
10.	Wallace, Jermaine-NWLA	28	48	1.71

BLOCKED SHOTS

Rk.	Player-Team	G	BLK	Avg/G
1.	Grant, Jason-LU	28	71	2.54
2.	Lofton, Nate-SLU	29	47	1.62
3.	Auguste, Wilder-SHSU	28	40	1.43
4.	Johnson, Roy-UTA	29	37	1.28
5.	Fuqua, Anthony-UTSA	33	42	1.27
6.	Oliver, Jerrick-MCN	27	30	1.11
7.	Lee, Clifton-NWLA	26	27	1.04
8.	Dyer, Alfonse-NWLA	25	22	0.88
9.	Petteway, Terrell-LU	28	24	0.86
10.	Griffin, Ryan-SHSU	28	23	0.82

HISTORY

62	Texas State Basketball History
63	Texas State Champions
64	Team & Individual Records
66	Year-by-Year Leaders
68	Texas State Accolades
69	Strahan Coliseum Records
70	Year-by-Year Results
80	Texas State Lettermen

Texas State Basketball History


SOUTHWEST TEXAS STATE NORMAL SCHOOL - 1899-1925

1920 — The first win for Southwest Texas came in its fifth game of the 1920 season, a 25-19 victory over Howard Payne. The win came just a few days after a 21-16 loss and was one of three wins over the Yellow Jackets during a 14-game season.

SOUTHWEST TEXAS STATE TEACHERS COLLEGE - 1925-1959

1933 — Southwest Texas earned its 100th victory under coach Harry G. Shands, defeating Trinity 35-22.

1944 — Southwest Texas was unable to field a team due to World War II.




1950 — Southwest Texas claimed its first conference championship under legendary coach Milton Jowers.

1951 — Just one year later, Southwest Texas and Jowers made the school's first appearance at a national tournament, winning the NAIA District 4 title and advancing to Kansas City.

1952 — In arguably the program's finest season, Southwest Texas finished 30-1, including the 300th win in school history. The club's only loss was a 70-67 overtime decision against Southwest Missouri State in the NAIA national semifinals. SWT rebounded to defeat Portland 78-68 to finish third.

SOUTHWEST TEXAS STATE COLLEGE - 1959-69

1959 — Southwest Texas finished third for the second time at the NAIA national tournament in Kansas City with a 27-6 record. It was the school's fourth appearance at the national tournament in the 1950s.



Lewis Gilcrease and Pence Dacus were two of Southwest Texas' premier players of the 1950s.

1960 — Texas State won the 1960 NAIA National Championship, defeating Wisconsin State, Savannah State, Grambling, William Jewell and Westminster of Pennsylvania. Milton Jowers' team posted a 29-4 record.

1961 — New head coach Vernon McDonald helped SWT to the program's 500th win early in the 1961-62 season.

SOUTHWEST TEXAS STATE UNIVERSITY - 1969-2003

1979 — Southwest Texas advanced to the NAIA national tour-



Southwest Texas became a fixture at the NAIA National Tournament, winning it all in 1960.

namment under head coach Dan Wall and finished third for the third time in school history. The team finished 29-7.

1984 — Southwest Texas made the jump to NCAA Division I under head coach Celester Collier and joined the Gulf Star Conference.

1987 — In the second season for head coach Harry Larrabee, Southwest Texas moved into the Southland Conference.

1994 — Making history in his third season at Southwest Texas, head coach Jim Wooldridge guided the Bobcats to a 25-7 campaign and the first NCAA Division I post-season appearance. On the way to the "Big Dance," SWT won three games at the 1994 SLC tournament, the school's first three SLC post-season victories. The Bobcats took on Massachusetts at the NCAA Regional in Wichita, Kan.



1997 — For the second time in four years, Southwest Texas advanced to the NCAA Tournament, after winning a share of the SLC regular season title and the SLC post-season Classic. SWT also posted the program's 1000th victory on Jan. 4, 1997 with an 82-73 win over Nicholls State.

1999 — Southwest Texas won its first outright regular season SLC Title with a 13-5 record. The Bobcats also achieved national acclaim by finishing second in the nation in field goal defense, allowing opponents to shoot just 37.3 percent. SWT made history again when 6-foot-11 forward Jeff Foster was selected with the 21st pick of the first round of the 1999 NBA Draft.

2000 — Southwest Texas welcomed Dennis Nutt as its new head coach, the 14th head coach in SWT men's basketball history.

TEXAS STATE UNIVERSITY - SAN MARCOS - 2003-PRESENT

2003 — Southwest Texas became Texas State University-San Marcos on Sept. 1, 2003.



(Top) Lynwood Wade and Eric Moore combine to stuff UMass' guard Michael Williams in the Bobcats' 1994 NCAA Tournament appearance. (Above) Donte Mathis and Jeff Foster led Southwest Texas to the 1997 NCAA Tournament.

Texas State Championship Teams

NAIA NATIONAL APPEARANCES

1951

Texas State 70, Morehead State 62 Regis 80, Texas State 64



1952 LONE STAR CONFERENCE CHAMPIONS; THIRD PLACE NAIA TOURNAMENT


Texas State 97, Arkansas Tech 53 Texas State 69, New Mexico A&M 52
 Texas State 65, Lawrence Tech 57 SW Missouri 70, Texas State 67 (ot)
 Texas State 78, Portland 68 — **THIRD PLACE GAME**

1957

Texas State 104, Upper Iowa 71 Southeast Oklahoma 98, Texas State 78

1959

Texas State 93, Linfield 61 Texas State 61, Westminster 58
 Texas State 80, Lenoir Rhyne 78 Tennessee A&I 64, Texas State 62
 Texas State 87, Fort Hays 80 — **THIRD PLACE GAME**



1960 LONE STAR CONFERENCE CHAMPIONS; NAIA NATIONAL CHAMPIONS

Texas State 93, Wisconsin State 69 Texas State 101, Savannah State 88
 Texas State 76, Grambling State 68 Texas State 82, William Jewell 44
 Texas State 66, Westminster (Pa.) 44 — **CHAMPIONSHIP GAME**

1961

Texas State 70, Central Connecticut 59 Texas State 61, East Texas Baptist 59
 Northern Michigan 80, Texas State 75

1979 LONE STAR CONFERENCE CHAMPIONS; THIRD PLACE NAIA TOURNAMENT

Texas State 78, Kentucky State 74 Texas State 79, St. John's (Minn.) 75
 Texas State 77, Cameron 73 ot Henderson State 58, Texas State 57
 Texas State 101, Midwestern 88 — **THIRD PLACE GAME**

LONE STAR CONFERENCE CHAMPIONS

1950	1951	1952
1955	1959	1960
1974	1979	1980


SOUTHLAND CONFERENCE CHAMPIONS



1994 SOUTHLAND CONFERENCE TOURNAMENT CHAMPIONS; NCAA TOURNAMENT



1997 SLC REGULAR SEASON & TOURNAMENT CHAMPIONS; NCAA TOURNAMENT



1999 SOUTHLAND CONFERENCE REGULAR SEASON CHAMPIONS

TEAM GAME RECORDS

Most Points, Game

116, vs. Texas Lutheran (Dec. 6, 1980)

Most Points, Half

64, vs. Texas Lutheran (Dec. 6, 1980)

Most Rebounds

89, vs. Texas Lutheran (Jan. 2, 1956)

Most Field Goals Attempted

100, vs. Brooke Army Medical Center (Dec. 1, 1953)

Most Field Goals Made

47, vs. McMurray (Feb. 25, 1967); vs. Tarleton State (Jan. 17, 1976); vs. Nicholls State (Dec. 15, 1978); vs. Texas Lutheran (Dec. 6, 1980); vs. Schreiner (Nov. 17, 2001)

Highest Field Goal Percentage

.717, (36-46) vs. Concordia Lutheran (Nov. 30, 1991)

Most Three-Point FGA

36, vs. Sam Houston (March 1, 1990); vs. Nicholls State (Feb. 26, 1990)

Most Three-Point FG Made

16, vs. TCU (Nov. 28, 2001)

Most Free Throws Attempted

61, vs. Howard Payne (Dec. 4, 1953)

Most Free Throws Made

37, vs. Sam Houston (Feb. 20, 1967)

Most Assists

35, vs. Prairie View A&M (Feb. 2, 1988)

Most Steals

20, vs. Texas-San Antonio (March 2, 2002)

Most Blocks

8, vs. New Mexico State (Dec. 19, 1987); vs. St. Edward's (Nov. 28, 1990); vs. Southeastern La. (Jan. 5, 2002); vs. Louisiana-Monroe (Jan. 2, 2003)

Most Fouls

34, vs. Davidson (Nov. 25, 1988)

Most Turnovers

36, vs. Texas (Dec. 7, 1994)

Fewest Turnovers

4, vs. McNeese State (Feb. 15, 1990); vs. Stephen F. Austin (Jan. 19, 1991); vs. North Texas (Feb. 27, 1993)

Fewest Points Allowed

19, by Abilene Christian (Jan. 2, 1957)

Fewest FG Attempted by Opponent

17, by Abilene Christian (Jan. 2, 1957)

Fewest FG Made by Opponent

7, by Abilene Christian (Jan. 2, 1957)

Lowest FG Percentage by Opponent

.235 (12-51) by Texas Arlington (Jan. 9, 1998)

Fewest FT Attempted by Opponent

7, by Phillips University (Jan. 4, 1983); by Texas A&I (Feb. 3, 1983), by San Diego State (Dec. 21, 1989)

Fewest FT Made by Opponent

3, by Texas A&I (Feb. 3, 1983); by Northern Colorado (Dec. 23, 2003)

Largest Winning Margin by Texas State

63, Texas State 90, Texas Lutheran 27 (Jan. 2, 1957)

TEAM SEASON RECORDS

Most Wins

30, 1951-52

Most Losses

22, 1985-86; 1987-88

Consecutive Wins

29, 1951-52

Consecutive Home Wins

52, 1950-54

Most Points

2,528, 1959-60

Highest Scoring Average

86.7, 1977-78

Most Rebounds

1,269, 1954-55

Highest Rebounding Average

50.7, 1954-55

Most FG Attempted

1,901, 1989-90

Most FG Made

877, 1987-88

Highest FG Percentage

.517 (672-1300), 1967-68

Most Free Throws Attempted

744, 1970-71

Most Free Throws Made

551, 1978-79

Highest Free Throw Percentage

.805 (449-558), 1967-68

Most Three-Point FG Attempted

673, 1990-91

Most Three-Point FG Made

224, 1990-91

INDIVIDUAL GAME RECORDS

Most Points

53, Charles Sharp vs. Texas Wesleyan (Dec. 28, 1959)

Most Rebounds

39, Joe Cole vs. Texas Lutheran (Dec. 10, 1956)

Most Field Goals Attempted

42, Pence Dacus vs. Brooke Army Medical Center (Dec. 1, 1953)

Most Field Goals Made

19, Charles Sharp vs. Texas Wesleyan (Dec. 28, 1959)

Most Free Throws Attempted

25, Rudy Davalos vs. SFA (March 2, 1959)

Most Free Throws Made

22, Rudy Davalos vs. SFA (March 2, 1959)

Most Three-Point FG Attempted

15, Rodney Hill vs. Sam Houston (March 1, 1990)

Most Three-Point FG Made

8, Troy Washington vs. New Mexico (Dec. 28, 1990); Clay Click vs. TCU (Nov. 28, 2001)

Most Assists

13, Stacy Bennett vs. SFA (Feb. 17, 1990)

Most Steals

8, Russell Ponds vs. Sam Houston (Jan. 7, 1993); Terry Conerway vs. Arkansas (Dec. 21, 2002)

Most Blocks

6, Eric Moore vs. UMKC (Dec. 6, 1993)

Texas State Records

INDIVIDUAL SEASON RECORDS

Most Points

790, Charles Sharp (1959-60)

Highest Scoring Average

24.6, Lewis Gilcrease (1952-53)

Most Rebounds

620, J.C. Maze (1951-52)

Highest Rebound Average

20.0, J.C. Maze (1951-52)

Most Field Goals Attempted

531, Charles Sharp (1959-60)

Most Field Goals Made

288, Charles Sharp (1959-60)

Best Field Goal Percentage

.724 (42-58), Earl Lankford (1959-60)

Most Free Throws Attempted

325, Lewis Gilcrease (1952-53)

Most Free Throws Made

226, Lewis Gilcrease (1952-53)

Best Free Throw Percentage

.933, Josh Naylor (2003-04)

Most Three-Point FG Attempted

198, Clay Click (2001-02)

Most Three-Point FG Made

83, Clay Click (2001-02)

Most Assists

212, Mike Fitzhugh (1974-75)

Most Steals

65, David Sykes (2002-03)

Most Blocks

62, Torgeir Bryn (1987-88)

Most Points by Freshman

432, Harold Howard (1980-81)

Most Points by Sophomore

507, Travis Cornett (1971-72)

Most Points by Junior

731, Charles Sharp (1958-59)

Most Points by Senior

790, Charles Sharp (1959-60)

INDIVIDUAL CAREER RECORDS

Most Points

1,984, Charles Sharp (1956-60)

Most Rebounds

1,960, J.C. Maze (1948-52)

Most Field Goals Attempted

1,278, Charles Sharp (1956-60)

Most Field Goals Made

665, Charles Sharp (1956-60)

Most Free Throws Attempted

622, Lewis Gilcrease (1949-53)

Most Free Throws Made

429, Lewis Gilcrease (1949-53)

Most Three-Point FG

177, Clay Click (1998-2002)

Most Three-Point FG Attempted

445, Clay Click (1998-2002)

ALL-TIME SCORERS

Rk.	Player	Points	Years
1.	Charles Sharp	1,984	1956-60
2.	Travis Cornett	1,845	1970-74
3.	Donte Mathis	1,609	1995-99
4.	James Patrick	1,306	1978-80
5.	Bruce Featherston	1,278	1971-74
6.	Richard Bryant	1,161	1974-76
7.	Gary Mullen	1,131	1966-69
8.	Boonie Wilkening	1,110	1957-60
9.	Dameon Sansom	1,109	1993-97
10.	Willie Terrell	1,088	1969-71
11.	Jeff Foster	1,084	1995-99
12.	Lynwood Wade	1,066	1992-94
13.	J.C.Maze	1,026	1948-52

ALL-TIME REBOUNDERS

Rk.	Player	Points	Years
1.	J.C.Maze	1,960	1948-52
2.	Gary Mullen	1,066	1966-69
3.	Jeff Foster	931	1995-99
4.	Bruce Featherston	877	1971-74
5.	Charles Sharp	799	1956-60
6.	Joe Cole	786	1955-57
7.	Steve Frontz	751	1975-78
8.	Charles Spurlin	737	1978-81
9.	Don Forester	696	1957-59
10.	Willie Terrell	644	1969-71

700 POINT CLUB

	POINTS	YEAR
Charles Sharp	790	1959-60
Charles Sharp	731	1958-59

600 POINT CLUB

	POINTS	YEAR
Richard Bryant	646	1975-76
Travis Cornett	617	1973-74
James Patrick	603	1978-79

500 POINT CLUB

	POINTS	YEAR
Willie Terrell	599	1970-71
Lynwood Wade	598	1993-94
Lewis Gilcrease	592	1952-53
George Conner	555	1991-92
Bill Banks	549	1954-55
Joe Perry	524	1954-55
Donte Mathis	522	1997-98
Richard Bryant	515	1974-75
Travis Cornett	507	1971-72
Torgier Bryn	503	1988-89

400 POINT CLUB

	POINTS	YEAR
Rudy Davalos	496	1959-60
Donte Mathis	494	1998-99
Willie Terrell	489	1969-70
J.C. Maze	488	1952-53
Kerry Murray	486	1987-88
Kelvin Branch	483	1978-79
Bobby Henderson	470	1961-62
Bruce Featherston	469	1973-74
Torgeir Bryn	468	1987-88
Lynwood Wade	468	1992-93
Travis Cornett	467	1972-73
Gary Mullen	467	1968-69
Eric Bartlett	467	1974-75
Henry Garcia	459	1965-66
Chuck Trcka	453	1960-61
Steve Frontz	444	1976-77
Paul Hackett	443	1968-69
Tony Long	438	1994-95
Frank Miller	440	1961-62
Russell Ponds	437	1992-93
Henry Garcia	436	1964-65
Rudy Davalos	434	1958-59
Bill Banks	433	1953-54
Bruce Featherston	433	1971-72
Harold Howard	432	1980-81
Bill Christle	432	1983-84
Bonnie Wilkening	432	1959-60
Terry Conerway	430	2002-03
Russell Ponds	428	1993-94
Paul Hackett	428	1970-71
James Brannon	427	1974-75
Maxwell Curry	416	1989-90
Morris Ogden	413	1965-66
Sylvester Brown	413	1971-72
Kerry Murray	413	1982-83
Steve Frontz	412	1975-76
Joe Perry	409	1953-54
Wesley Williams	407	1999-00
Jason Blair	405	1999-00
George Conner	401	1990-91

Year-by-Year Leaders

SCORING LEADERS

Year	Player	G	FG	FT	PTS	AVG
1940	Carter Lomax	21	114	20	248	11.8
1941	Lionel Tatum	23	85	35	205	8.9
1942	Lionel Tatum	20	103	33	239	12.0
1943	Lionel Tatum	18	107	38	252	14.0
1948	Jimmy Littleton	19	103	95	301	15.8
1949	Jimmy Littleton	22	111	106	331	15.1
1950	J.C. Maze	23	104	76	284	12.5
1951	J.C. Maze	25	109	93	311	12.4
1952	J.C. Maze	29	181	169	431	16.9
1953	Lewis Gilcrease	24	183	226	592	24.7
1954	Bill Banks	22	161	110	432	19.6
1955	Bill Banks	22	161	153	475	21.6
1956	Barney Aaron	19	104	129	227	17.7
1957	Bobby Roberts	29	151	95	397	13.7
1958	Charles Sharp	20	112	109	333	16.7
1959	Charles Sharp	32	255	221	731	22.8
1960	Charles Sharp	33	288	214	790	23.9
1961	Chuck Trcka	29	192	75	459	15.8
1962	Bobby Henson	24	188	65	441	16.9
1963	Rudy Bowles	23	136	22	305	13.3
1964	John Chatfield	23	141	47	329	14.3
1965	Henry Garcia	24	172	92	436	18.0
1966	Henry Garcia	26	169	103	441	16.9
1967	Morris Ogden	26	145	83	373	14.4
1968	Curly Lenox	23	128	46	302	13.1
1969	Gary Mullen	26	182	103	467	17.9
1970	Willie Terrell	27	175	139	489	18.1
1971	Willie Terrell	26	223	153	599	23.0
1972	Travis Cornett	28	192	123	507	18.1
1973	Travis Cornett	24	195	73	463	19.2
1974	Travis Cornett	31	251	115	617	19.9
1975	Richard Bryant	27	219	77	515	19.1
1976	Richard Bryant	28	269	108	646	23.1
1977	Steve Frontz	26	192	64	444	17.2
1978	James Patrick	23	138	72	348	15.1
1979	James Patrick	36	247	109	603	16.7
1980	James Patrick	22	144	67	355	16.1
1981	Harold Howard	27	169	94	432	16.0
1982	Kerry Murray	26	196	94	486	18.7
1983	Kerry Murray	27	169	75	413	15.2
1984	Lonniel Blunston	21	144	82	370	17.6
1985	Kelvin Moore	24	97	32	227	9.5
1986	Kelvin Moore	28	141	44	326	11.6
1987	Eliezar Gordon	27	130	33	368	13.6
1988	Torgeir Bryn	31	169	130	468	15.1
1989	Torgeir Bryn	30	203	97	503	16.8
1990	Maxwell Curry	27	153	32	416	15.4
1991	George Conner	27	140	66	401	14.9
1992	George Conner	27	218	87	555	20.6
1993	Lynwood Wade	26	181	106	468	19.0
1994	Lynwood Wade	32	232	128	593	18.5
1995	Tony Long	26	169	61	438	16.8
1996	Dameon Sansom	26	97	63	287	11.0
1997	Dameon Sansom	28	130	76	386	13.8
1998	Donte Mathis	28	193	114	522	18.6
1999	Donte Mathis	28	180	100	494	17.6
2000	Wesley Williams	29	145	67	407	14.0
2001	David Sykes	28	134	61	356	12.7
2002	Clay Click	26	115	69	382	14.7
2003	Terry Conerway	28	133	96	430	15.4
2004	Terry Conerway	28	118	87	380	13.6

REBOUNDING LEADERS

Year	Player	G	REB	AVG
1952	J.C. Maze	31	620	20.0
1954	Bill Banks	22	233	10.6
1955	Bill Banks	22	330	15.0
1956	Joe Cole	19	300	15.7
1957	Joe Cole	29	486	16.8
1958	Don Forester	20	215	10.7
1959	Don Forester	32	481	15.0
1960	Charles Sharp	31	365	11.8
1961	Bruce Gregg	24	282	11.8
1962	Frank Miller	24	304	12.6
1963	John Hunt	23	175	7.6
1964	James Slaughter	23	160	6.9
1965	James Heffernan	24	138	5.8
1966	Gary Mullen	26	212	8.2
1967	Gary Mullen	26	235	9.0
1968	Gary Mullen	23	266	11.6
1969	Gary Mullen	26	296	11.4
1970	Willie Terrell	27	347	12.9
1971	Willie Terrell	26	297	11.4
1972	Bruce Featherston	28	316	11.3
1973	Bruce Featherston	24	273	11.4
1974	Bruce Featherston	31	288	9.3
1975	Richard Bryant	27	259	9.2
1976	Richard Bryant	28	275	9.8
1977	Steve Frontz	25	158	6.3
1978	Steve Frontz	26	258	9.9
1979	Anthony McElroy	27	155	5.7
1980	Alfred Douglas	29	198	6.8
1981	Charles Spurlin	27	208	7.7
1982	Rick Garrison	26	160	6.1
1983	Rick Garrison	28	194	6.9
1984	Lonniel Blunston	21	171	8.1
1985	Kelvin Moore	24	151	6.3
1986	Kelvin Moore	28	182	6.5
1987	Willie Mills	28	184	6.6
1988	Torgeir Bryn	31	232	7.5
1989	Torgeir Bryn	30	271	9.0
1990	Morris Farr	28	158	5.6
1991	Rodney Hill	24	138	5.8
1992	George Conner	27	201	7.4
1993	Lynwood Wade	26	256	9.8
1994	Lynwood Wade	32	273	8.5
1995	Quadell Kimble	24	126	5.3
1996	Elijah Hobley	25	147	5.9
1997	Jeff Foster	29	222	7.7
1998	Jeff Foster	28	285	10.2
1999	Jeff Foster	28	316	11.3
2000	Jason Blair	29	238	8.2
2001	Byron Hobbs	28	190	6.8
2002	Byron Hobbs	28	154	5.5
2003	Terry Conerway	28	160	5.7
2004	Anthony Dill	28	132	4.7

Year-by-Year Leaders

FIELD GOAL PERCENTAGE LEADERS

Year	Player	G	FGM	FGA	PCT
1951	J.C. Maze	22	93	221	.421
1952	J.C. Maze	24	136	290	.469
1953	Herb Billings	24	106	181	.585
1954	Herb Billings	22	94	169	.563
1955	Bill Banks	22	161	376	.428
1956	Joe Cole	19	63	127	.496
1957	Joe Cole	25	96	193	.554
1958	Charles Sharp	20	112	224	.500
1959	Don Forester	24	76	128	.594
1960	Charles Sharp	24	193	341	.566
1961	Harper Augsburg	24	114	254	.449
1962	Bobby Henson	26	212	460	.461
1963	James Heffernan	23	84	165	.508
1964	James Slaughter	23	84	160	.525
1965	James Heffernan	24	105	217	.484
1966	Curley Lenox	26	137	267	.514
1967	Phil Dugger	25	116	253	.459
1968	Gary Mullen	23	139	239	.561
1969	Gary Mullen	26	182	311	.585
1970	Ernie Chesney	27	115	197	.583
1971	Travis Cornett	24	95	161	.590
1972	Travis Cornett	28	192	328	.585
1973	Bruce Featherston	24	168	272	.617
1974	Travis Cornett	31	251	409	.614
1975	Eric Bartlett	27	189	324	.583
1976	Richard Bryant	28	269	504	.534
1977	Steve Frontz	26	192	363	.529
1978	Steve Frontz	25	142	247	.575
1979	Charles Spurlin	36	96	162	.593
1980	Alfred Douglas	29	128	211	.610
1981	Charles Spurlin	27	120	179	.670
1982	Rick Garrison	26	111	176	.630
1983	Dexter Wallace	27	92	139	.661
1984	Lonniel Blunston	21	144	246	.585
1985	Ray Danielak	26	95	192	.522
1986	Willie Mills	21	80	170	.476
1987	Ray Danielak	27	76	138	.543
1988	Leland McCall	31	79	137	.577
1989	Torgeir Bryn	30	203	386	.526
1990	Brett Murry	28	74	144	.514
1991	John Morgan	27	64	113	.566
1992	Robert Salisbury	27	83	160	.519
1993	Lynwood Wade	26	181	340	.532
1994	Lynwood Wade	32	232	356	.652
1995	Quadell Kimble	24	66	128	.516
1996	Darius Buggs	25	80	172	.465
1997	Jeff Foster	29	87	170	.512
1998	Jeff Foster	28	140	263	.532
1999	Jason Blair	28	56	96	.583
2000	Jason Blair	29	143	264	.542
2001	Byron Hobbs	28	99	197	.503
2002	Byron Hobbs	28	86	171	.503
2003	David Sykes	29	102	206	.495
2004	Anthony Dill	28	86	154	.558

FREE THROW PERCENTAGE LEADERS

Year	Player	G	FTM	FTA	PCT
1940	Fritz Lehnhoff	21	36	56	.643
1941	Carter Lomax	23	49	67	.731
1942	Lionel Tatum	20	33	47	.702
1943	Lionel Tatum	18	38	49	.776
1948	Jimmy Littleton	19	95	137	.693
1949	Jimmy Littleton	22	106	143	.740
1950	J.C. Maze	23	76	120	.630
1951	Lewis Gilcrease	21	68	93	.731
1952	Lewis Gilcrease	24	89	128	.695
1953	Lewis Gilcrease	24	226	321	.704
1954	Pence Dacus	22	88	118	.729
1955	Bill Banks	22	153	203	.754
1956	Aubrey Horner	19	59	80	.737
1957	Duane Vincent	25	118	162	.728
1958	Boonie Wilkening	20	49	60	.817
1959	Charles Sharp	24	149	204	.730
1960	Boonie Wilkening	26	45	56	.804
1961	Chuck Trcka	22	60	79	.761
1962	Bobby Henson	23	65	80	.812
1963	Mac McCoulskey	24	39	45	.867
1964	Henry Garcia	23	48	59	.814
1965	Henry Garcia	24	92	116	.793
1966	Bill Overall	27	65	81	.802
1967	Larry Black	26	104	121	.859
1968	Ronnie Arrow	23	100	120	.833
1969	Ronnie Arrow	26	184	212	.867
1970	Willie Terrell	27	139	184	.768
1971	Paul Hackett	26	114	125	.911
1972	Sylvester Brown	27	71	104	.683
1973	Travis Cornett	24	73	107	.682
1974	Mike Fitzhugh	31	89	111	.802
1975	Eric Bartlett	27	84	106	.792
1976	Richard Bryant	28	108	124	.871
1977	Mike Nelson	26	53	74	.716
1978	James Patrick	23	72	84	.857
1979	James Patrick	36	109	138	.790
1980	James Patrick	22	67	77	.870
1981	Harold Howard	27	94	117	.803
1982	Rick Garrison	26	87	104	.836
1983	Billy Christle	28	83	104	.798
1984	Billy Christle	26	100	124	.806
1985	Arthur Williams	24	57	70	.814
1986	Ray Danielak	28	41	48	.854
1987	Ray Danielak	27	23	26	.887
1988	J.T. Marshall	30	38	46	.826
1989	Andre Hensley	30	56	74	.757
1990	Andre Hensley	27	33	42	.786
1991	John Morgan	27	40	49	.816
	Troy Washington	27	40	49	.816
1992	Troy Washington	25	33	41	.805
1993	Russell Ponds	27	109	125	.872
1994	Russell Ponds	32	125	167	.749
1995	Richard Hastings	25	44	59	.746
1996	Dameon Sansom	26	63	74	.851
1997	Dameon Sansom	28	76	91	.835
1998	Cliff Ellis	28	72	80	.900
1999	Donte Mathis	28	100	133	.752
2000	Brendon Polyblank	28	67	83	.807
2001	Clay Click	28	82	99	.828
2002	Brady Richeson	28	24	26	.923
2003	Roosevelt Brown	29	38	43	.884
2004	Josh Naylor	28	56	60	.933

Texas State Accolades

PLAYERS OF THE YEAR

Year	Player, Position, Hometown/High School
1973	Travis Cornett, Center, San Antonio Edison
1974	Travis Cornett, Center, San Antonio Edison
1975	Richard Bryant, Forward, Austin Anderson
1976	Richard Bryant, Forward, Austin Anderson
1977	Steve Frontz, Center, Corpus Christi Carroll
1978	Steve Frontz, Center, Corpus Christi Carroll
1979	James Patrick, Forward, Topeka, Kan.
1980	Jeff Kelley, Forward, Houston Waltrip Charles Spurlin, Center, Victoria
1981	Charles Spurlin, Center, Victoria
1982	Lawrence Fowler, Guard, Austin Lanier
1983	Rick Garrison, Forward, Geneva, Ill.
1984	Billy Christle, Guard, Dallas South Oak Cliff
1985	Kelvin Moore, Forward, San Antonio Roosevelt
1986	Kelvin Moore, Forward, San Antonio Roosevelt
1987	Gerald Wright, Guard, Austin Reagan Ray Danielak, Forward, San Antonio Jay
1988	Torgeir Bryn, Center, Oslo, Norway
1989	Torgeir Bryn, Center, Oslo, Norway
1990	Rodney Hill, Forward, St. Maries, Idaho Maxwell Curry, Guard, Nassau, Bahamas
1991	George Conner, Guard, Ft. Worth, Texas
1992	George Conner, Guard, Ft. Worth, Texas
1993	Lynwood Wade, Forward, Muskogee, Okla.
1994	Lynwood Wade, Forward, Muskogee, Okla.
1995	Desi Howard, Guard, Kountz, Texas
1996	Dameon Sansom, Guard, Arlington Sam Houston
1997	Dameon Sansom, Guard, Arlington Sam Houston Donte Mathis, Guard, San Antonio East Central
1998	Donte Mathis, Guard, San Antonio East Central
1999	Donte Mathis, Guard, San Antonio East Central Jeff Foster, Forward, San Antonio, Madison
2000	Wesley Williams, Guard, Manor Jason Blair, Forward, Phoenix, Ariz.
2001	David Sykes, Guard, Duncanville
2002	Clay Click, Guard, San Antonio Alamo Heights
2003	Terry Conerway, Guard, Cleburne
2004	Terry Conerway, Guard, Cleburne

LITTLE ALL-AMERICANS

Year	Player
1947	Jimmy Littleton
1952	J.C. Maze
1953	Lewis Gilcrease
1959	Charles Sharp
1960	Charles Sharp

NAIA ALL-AMERICANS

Year	Player
1952	J.C. Maze
1953	Lewis Gilcrease
1959	Charles Sharp
1960	Charles Sharp Rudy Davalos
1979	James Patrick

SLC PLAYER OF THE YEAR

Year	Player
1999	Donte Mathis

ALL-CONFERENCE SINCE '46

LONE STAR CONFERENCE

Year	Player
1948	Jimmy Littleton
1949	Jimmy Littleton George Carlisle
1950	J.C. Maze Vernon McDonald
1951	J.C. Maze Vernon McDonald
1952	J.C. Maze Hugh Berry
1953	Lewis Gilcrease
1954	Joe Perry
1955	Bill Banks
1956	Bobby Roberts
1957	Bobby Roberts
1958	Boonie Wilkening
1959	Charles Sharp Rudy Davalos
1960	Charles Sharp Boonie Wilkening
1961	Bobby Henson
1966	Henry Garcia
1968	Gary Mullen
1969	Gary Mullen
1970	Willie Terrell
1971	Willie Terrell
1972	Travis Cornett
1973	Tarvis Cornett
1974	Travis Cornett
1976	Richard Bryant
1977	Steve Frontz Jeff Frnka
1978	Steve Frontz James Patrick
1979	James Patrick
1980	Charles Spurlin
1981	Kerry Murray
1982	Rick Garrison Billy Christle

1983	Lonniel Bluntson Billy Christle
------	------------------------------------

GULF STAR CONFERENCE

Year	Player
1986	Kelvin Moore
1987	Gerald Wright

SOUTHLAND CONFERENCE

Year	Player
1988	Torgeir Bryn Gerald Wright
1989	Torgeir Bryn
1990	Maxwell Curry
1992	George Conner
1993	Lynwood Wade Russell Ponds
1994	Lynwood Wade Russell Ponds
1995	Tony Long
1997	Dameon Sansom Donte Mathis
1998	Donte Mathis Jeff Foster
1999	Donte Mathis Jeff Foster
2000	Wesley Williams Jason Blair
2001	David Sykes
2002	David Sykes
2003	Terry Conerway Jeremiah Coleman
2004	Terry Conerway

Strahan Coliseum Records

INDIVIDUAL RECORDS

Most Points

42, Lynwood Wade vs. Sam Houston (Jan. 7, 1993)

Most Field Goals Attempted

25, Lynwood Wade vs. Sam Houston (Jan. 7, 1993)

Most Field Goals Made

15, Lynwood Wade vs. Sam Houston (Jan. 7, 1993)

Most 3-Point FG Attempted

15, Rodney Hill vs. Sam Houston (March 1, 1990)

Most 3-Point FG Made

7, Rodney Hill vs. North Texas (Jan. 11, 1990)
7, Maxwell Curry vs. Sam Houston (March 1, 1990)

Most Free Throws Attempted

20, Lynwood Wade vs. Sam Houston 1-7-93

Most Free Throws Made

14, Billy Christle vs. Angelo State (Feb. 4, 1984)
14, Russell Ponds vs. Nicholls State (Feb. 19, 1994)

Most Rebounds

22, Lynwood Wade vs. Sam Houston (Jan. 7, 1993)

Most Assists

13, Stacy Bennett vs. SFA (Feb. 17, 1990)

Most Steals

8, Russell Ponds vs. Sam Houston (Jan. 7, 1993)

Most Blocked Shots

5, Jeff Foster vs. Nicholls State (Jan. 4, 1995)

TEAM RECORDS

Most Points

111, vs. Northwestern State (Jan. 27, 1990)

Most Points, Half

61, vs. Northwestern State (Jan. 27, 1990)

Most Rebounds

71, vs. Sam Houston (Jan. 7, 1993)

Most Field Goals Attempted

82, vs. Sam Houston (Jan. 7, 1993)

Most Field Goals Made

47, vs. Schreiner (November 17, 2001)

Highest Field Goal Percentage

.717, (33-46) vs. Concordia Lutheran (Nov. 30, 1991)

Most 3-Point FG Attempted

36, vs. Sam Houston (March 1, 1990)
36, vs. Nicholls State (Feb. 26, 1990)

Most 3-Point FG Made

14, vs. Sam Houston (March 1, 1990)

Highest 3-Point FG Percentage (min. 10 shots)

.727 (8-11) vs. McNeese State (Jan. 2, 1997)

Most Free Throws Attempted

49, vs. Northwestern State (Feb. 18, 1993)

Most Free Throws Made

36, vs. Texas-San Antonio (Feb. 15, 1997)

Highest Free Throw Percentage (min. 20 shots)

.857 (36-42) vs. Texas-San Antonio (Feb. 15, 1997)

Most Assists

31, vs. Prairie View A&M (Jan. 2, 1988)

Most Blocked Shots

8, vs. St. Edward's (Nov. 28, 1990)
8, vs. Southeastern Louisiana (Jan. 5, 2002)

Most Steals

20, vs. Texas-San Antonio (March 2, 2002)

Most Turnovers

29, vs. UT-Pan American (Dec. 2, 1989)

Fewest Turnovers

4, vs. McNeese State (Feb. 15, 1990)
4, vs. Stephen F. Austin (Jan. 19, 1991)

Fewest Points

41, vs. Northwestern State (Feb. 15, 1996)

Fewest Points, Half

14, vs. St. Mary's (Dec. 2, 1982)

Fewest Rebounds

13, vs. Stephen F. Austin (Feb. 25, 1988)

Fewest Field Goals Attempted

35, vs. St. Mary's (Feb. 2, 1982)

Fewest Field Goals Made

13, vs. Texas Lutheran (Nov. 24, 2003)

Opponent Lowest FG Percentage

.235 (12-51) Texas Arlington (Jan. 9, 1999)

Fewest Free Throws Attempted

4, vs. Dallas Baptist (Dec. 9, 1982)

Fewest Free Throws Made

3, vs. Dallas Baptist (Dec. 9, 1982)
3, vs. Northern Colorado (Dec. 13, 2003)

Longest Home Winning Streak

24 Games (Feb. 17, 1993 to Feb. 4, 1995)

Longest Home Losing Streak

4 Games (Dec. 14, 1991 to Jan. 30, 1992);
(Feb. 4, 1995 to Feb. 25, 1995);
(Feb. 15, 1996 to Feb. 24, 1996)
(Jan. 5, 2002 to Jan. 24, 2002)

TWO-TEAM RECORDS

Most Points

201, vs. Northwestern State (W, 111-90)
(Jan. 27, 1990)

Most Points, Half

111, vs. Northwestern State (Jan. 27, 1990)

Most Rebounds

111, vs. Sam Houston (Jan. 7, 1993)

Most Field Goals Attempted

156, vs. Sam Houston (March 2, 1989)
156, vs. Sam Houston (Jan. 7, 1993)

Most Field Goals Made

75, vs. Sam Houston (March 1, 1990)

Most 3-Point FG Attempted

55, vs. Nicholls State (Feb. 26, 1990)

Most 3-Point FG Made

22, vs. Northwestern State (Jan. 27, 1990)
22, vs. Texas-Arlington (March 2, 1992)

Most Free Throws Attempted

82, vs. Nicholls State (Jan. 4, 1997)

Most Free Throws Made

58, vs. Texas-San Antonio (Feb. 19, 2001)

Fewest Points

80, Texas State 42, St. Mary's 38 (Dec. 2, 1982)

Fewest Points, Half

27, Texas State 14, St. Mary's 13 (Dec. 2, 1982)

Largest Final Margin

56, Texas State 100, Howard Payne 44 (Dec. 8, 1998)

Texas State Year-by-Year Results

1920-21 (3-11)

Coach: O.W. Strahan

6	Texas	34
4	Texas	31
13	Southwestern	24
16	Howard Payne	21
25	Howard Payne	19
23	Southwestern	25
18	San Marcos Academy	19
12	Sam Houston	25
15	Howard Payne	8
16	Howard Payne	12
4	Simmons	34
11	Simmons	19
10	San Marcos Academy	30
11	San Marcos Academy	38

1921-22 (5-10-1)

Coach: O.W. Strahan

46	Staples	16
L	San Antonio Ind.	W
10	Texas	55
L	Texas	W
7	Southwestern	26
10	San Antonio Ind.	25
8	North Texas	44
16	North Texas	30
20	San Marcos Academy	16
13	Southwestern	44
28	San Marcos Academy	28
17	Trinity	18
22	Trinity	14
9	Sam Houston	14
22	Sam Houston	14
30	San Marcos Academy	19

1922-23 (3-7)

Coach: O.W. Strahan

25	Trinity	5
33	Trinity	9
29	West Texas	15
10	Southwestern	16
26	Southwestern	30
14	West Texas	30
12	San Antonio Ind.	27
26	San Antonio Ind.	29
18	North Texas	24
18	North Texas	24

1923-24 (8-9)

Coach: O.W. Strahan

11	San Antonio Ind.	32
28	San Antonio Ind.	43
11	St. Edward's	23
11	St. Edward's	41
25	Austin College	13
21	Austin College	12
23	North Texas	27
26	North Texas	21
22	Simmons Univ.	14
15	Simmons Univ.	17
25	Southwestern	15
14	Southwestern	28
44	East Texas	8
37	East Texas	18
18	Austin College	17
20	North Texas	25
15	North Texas	21

1924-25 (3-12)

Coach: Henry G. Shands

32	St. Edward's	19
20	Austin College	7

24	West Texas	27
17	West Texas	27
19	St. Edward's	31
21	Southwestern	34
12	Southwestern	22
21	North Texas	23
19	North Texas	25
16	Southwestern	15
16	Southwestern	20
18	Sam Houston	29
15	Sam Houston	35
22	Stephen F. Austin	26
26	Stephen F. Austin	27

1925-26 (2-11)

Coach: Henry G. Shands

30	St. Mary's	18
28	St. Mary's	30
23	St. Edward's	31
20	St. Edward's	26
31	St. Mark's Ind.	26
16	St. Edward's	27
22	St. Edward's	31
15	Southwestern	27
23	Southwestern	26
17	Southwestern	26
18	Southwestern	31
20	North Texas	27
20	North Texas	24

1926-27 (8-11)

Coach: Henry G. Shands

W	Austin College	L
W	Austin College	L
20	Austin College	39
25	St. Mark's	35
23	St. Mary's	20
27	St. Mary's	21
15	St. Edward's	16
21	Stephen F. Austin	17
35	Stephen F. Austin	30
19	Daniel Baker	43
22	Daniel Baker	27
15	East Texas	20
18	East Texas	30
15	North Texas	26
26	North Texas	32
18	Southwestern	17
25	Southwestern	36
23	St. Edward's	29
28	St. Edward's	17

1927-28 (10-7)

Coach: Henry G. Shands

36	St. Edward's	14
26	Southwestern	23
26	St. Mary's	22
31	Abilene Christian	44
24	Abilene Christian	31
25	McMurry	19
29	McMurry	33
36	St. Edward's	32
36	St. Mary's	32
34	North Texas	18
17	North Texas	34
32	Daniel Baker	35
32	Daniel Baker	27
25	Abilene Christian	41
40	Abilene Christian	25
28	Southwestern	23
17	St. Edward's	21

1928-29 (10-9)

Coach: Henry G. Shands

16	Texas	45
18	Texas	27
20	St. Edward's	18
29	St. Edward's	22
40	Schreiner	39
39	Schreiner	29
47	Daniel Baker	30
22	Daniel Baker	35
23	North Texas	28
21	North Texas	26
20	East Texas	35
22	East Texas	23
39	St. Edward's	29
20	McMurry	26
20	McMurry	14
25	Southwestern	16
28	Southwestern	10
36	Abilene Christian	25
25	Abilene Christian	35

1929-30 (15-4)

Coach: Henry G. Shands

36	2nd Infantry	13
22	Texas	32
27	Texas	24
42	St. Mark's	30
37	St. Edward's	19
34	St. Edward's	17
21	Southwestern	16
17	Southwestern	8
15	McMurry	11
34	McMurry	23
40	Texas A&I	15
30	Texas A&I	17
37	Howard Payne	22
14	North Texas	24
15	North Texas	17
34	Schreiner	33
34	Schreiner	30
34	Daniel Baker	25
13	Daniel Baker	20

1930-31 (12-5)

Coach: Henry G. Shands

23	Kelly Field Fliers	21
40	St. Edward's	19
27	St. Edward's	14
20	Texas A&M	23
25	Texas A&M	38
20	Southwestern	14
23	Southwestern	15
20	Sam Houston	25
39	Stephen F. Austin	21
32	North Texas	23
17	East Texas	14
30	Texas A&I	25
22	East Texas	37
31	Texas A&I	18
31	Sam Houston	22
22	Sam Houston	20
24	Stephen F. Austin	28

1931-32 (9-8)

Coach: Henry G. Shands

24	Medina County	13
14	Texas	26
45	Trinity	8
26	Trinity	18
30	St. Edward's	25
32	Sam Houston	53
25	Stephen F. Austin	29

18	Southwestern	14
31	Southwestern	22
22	North Texas	41
30	East Texas	29
26	Stephen F. Austin	22
27	East Texas	35
33	North Texas	17
24	Sam Houston	26
20	Sam Houston	33
24	Texas	23

1932-33 (8-9)

Coach: Henry G. Shands

35	Dr. Pepper	19
12	Texas	42
13	Texas	49
28	Southwestern	24
29	Southwestern	25
22	North Texas	33
28	Schreiner	19
24	Trinity	18
26	Schreiner	24
15	North Texas	24
26	East Texas	24
17	Sam Houston	39
24	Stephen F. Austin	35
39	Trinity	24
21	East Texas	29
24	Stephen F. Austin	36
21	Sam Houston	45

1933-34 (6-12)

Coach: Henry G. Shands

30	Magnolia of Austin	36
22	Texas	40
22	Texas	64
21	Cherry Barbers	29
28	Southwestern	11
45	Trinity	31
19	Schreiner	18
35	Trinity	22
24	East Texas	27
26	North Texas	28
23	Schreiner	38
25	Stephen F. Austin	27
22	Southwestern	21
34	North Texas	21
18	East Texas	42
22	Sam Houston	38
25	Sam Houston	33
35	Stephen F. Austin	44

1934-35 (8-12)

Coach: Henry G. Shands

33	Kauffman	28
21	St. Edward's	24
23	Texas	47
43	San Antonio YMCA	39
26	Texas	38
23	Texas A&I	30
17	Schreiner	29
23	Texas A&M	28
24	Southwestern	29
26	East Texas	42
31	East Texas	35
32	Southwestern	24
32	Texas Lutheran	12
19	North Texas	18
36	Schreiner	29
29	Stephen F. Austin	39
30	North Texas	27
43	Sam Houston	27
15	Sam Houston	32

Texas State Year-by-Year Results

36 Stephen F. Austin 41

1935-36 (13-6)

Coach: Joe Bailey Cheaney
 37 Westmoreland 21
 35 Texas 33
 62 Westmoreland 29
 21 Texas 25
 39 Binger's Pharmacy 20
 35 St. Mary's 25
 33 International Club 29
 32 Howard Payne 29
 28 St. Edward's 23
 31 Stephen F. Austin 46
 50 Texas A&I 22
 47 St. Mary's 18
 51 Sam Houston 45
 30 Howard Payne 36
 15 East Texas 27
 20 North Texas 16
 32 North Texas 28
 30 Sam Houston 32
 28 Stephen F. Austin 29

1936-37 (12-8)

Coach: Joe Bailey Cheaney
 50 Westmoreland 19
 24 Texas 20
 12 Texas 30
 51 Westmoreland 18
 29 Austin Butter Krust 15
 34 Schreiner 19
 41 Schreiner 17
 51 2nd Medical Regiment 19
 32 Southwestern 21
 22 Stephen F. Austin 27
 24 Sam Houston 40
 27 North Texas 30
 33 Sam Houston 28
 33 Randolph A.F.B. 29
 25 East Texas 39
 50 Univ. of Mexico 30
 34 St. Edward's 16
 32 East Texas 38
 26 North Texas 27
 29 Stephen F. Austin 32

1937-38 (14-7)

Coach: Joe Bailey Cheaney
 33 Texas 31
 16 Texas 22
 43 St. Edward's 30
 43 St. Edward's 19
 40 McMahan 29
 54 Cotulla 14
 59 Cotulla 20
 31 Baylor 32
 40 Shiner 35
 43 Randolph A.F.B. 18
 23 Stephen F. Austin 42
 47 St. Mary's 29
 26 Sam Houston 28
 32 Stephen F. Austin 40
 51 McMahan 36
 31 Texas A&I 16
 30 East Texas 29
 22 North Texas 30
 42 East Texas 39
 25 Sam Houston 20
 25 North Texas 35

1938-39 (9-14)

Coach: Joe Bailey Cheaney
 31 Texas 57
 31 Texas 45
 43 U. of San Antonio 24
 48 U. of San Antonio 22
 46 Dale 27
 20 Shiner 27
 28 McMahan 29
 40 Texas A&I 30
 26 Stephen F. Austin 56
 30 Sam Houston 39
 43 Austin Butter Krust 34
 39 Southwestern 24
 35 East Texas 44
 35 St. Edward's 24
 30 Texas A&I 38
 30 Sam Houston 41
 32 Southwestern 31
 26 North Texas 37
 35 East Texas 54
 50 Schreiner 23
 30 North Texas 37
 36 Stephen F. Austin 48
 32 Schreiner 33

1939-40 (10-11)

Coach: George Vest
 28 Texas 52
 44 Schreiner 29
 43 Texas 55
 47 Tarleton 36
 38 Randolph Field 41
 34 Randolph Field 33
 38 St. Mary's 31
 49 St. Mary's 42
 38 Stephen F. Austin 48
 54 McMurry 28
 35 North Texas 50
 25 East Texas 39
 47 Texas A&I 29
 41 Randolph Field 43
 43 Sam Houston 34
 42 Sam Houston 46
 35 Stephen F. Austin 60
 37 East Texas 49
 39 Texas A&I 17
 41 North Texas 39
 30 Schreiner 54

1940-41 (13-10)

Coach: George Vest
 31 St. Edward's 21
 60 St. Edward's 31
 36 Texas 52
 48 Schreiner 34
 30 Texas 40
 46 North Texas 38
 44 Sam Houston 29
 35 Stephen F. Austin 47
 56 Howard Payne 48
 54 Texas A&I 32
 35 Abilene Christian 30
 37 Abilene Christian 25
 40 St. Mary's 44
 51 North Texas 35
 43 Sam Houston 48
 44 St. Mary's 41
 39 East Texas 41
 28 Sam Houston 56
 29 Stephen F. Austin 47
 42 Stephen F. Austin 51
 35 Schreiner 30

42 North Texas 53
 53 East Texas 47

1941-42 (13-8)

Coach: George Vest
 39 Baylor 40
 30 Texas 55
 36 Texas 50
 45 Howard Payne 36
 48 SE Oklahoma 36
 45 Abilene Christian 44
 36 Abilene Christian 31
 40 St. Mary's 38
 52 Texas A&I 25
 45 Howard Payne 40
 30 St. Mary's 34
 45 Texas A&I 34
 57 San Antonio Ind. 29
 45 North Texas 31
 39 North Texas 50
 24 East Texas 44
 41 East Texas 42
 48 Stephen F. Austin 40
 41 Sam Houston 34
 47 Sam Houston 37
 38 Stephen F. Austin 45

1942-43 (12-6)

Coach: Joe Bailey Cheaney
 58 Seguin Ind. 28
 27 Texas 47
 47 Texas 56
 39 Duncan Field 28
 48 Duncan Field 31
 43 Randolph Field 39
 52 Brooks Field 26
 56 Stephen F. Austin 41
 39 Stephen F. Austin 40
 76 Army YMCA 40
 64 Sam Houston 44
 48 Sam Houston 38
 61 Brooks Field 51
 70 Army YMCA 42
 49 North Texas 72
 45 North Texas 57
 57 East Texas 53
 36 East Texas 55


1944-45 (0-13)

Coach: O.W. Strahan
 39 Post Officers 54
 27 Post PT 45
 27 North Texas 45
 31 Post PT 42
 17 Stephen F. Austin 25
 25 Sam Houston 43
 25 Sam Houston 45
 36 North Texas 59
 27 East Texas 30
 41 Sam Houston 46
 30 Sam Houston 44
 25 Stephen F. Austin 49
 33 Eagle Pass Air Base 71

1945-46 (3-18)

Coach: O.W. Strahan
 23 Navigation School 36
 33 Navigation School 59
 29 Navigation School 31
 27 PDC Headquarters 51
 31 PDC Headquarters 41
 28 McCloskey 38
 27 McCloskey 34

30 Kelly Field 53
 36 Kelly Field 53
 37 Southwestern 65
 38 East Texas (OT) 40
 42 Sam Houston 60
 45 Southwestern 64
 57 Houston 62
 53 North Texas 60
 36 East Texas 49
 52 North Texas 41
 55 Houston 62
 46 Stephen F. Austin 55
 63 Sam Houston 45
 57 Stephen F. Austin 44



1946-47 (8-16)

Coach: Milton Jowers
 39 San Antonio ATC 61
 42 St. Mary's 46
 49 San Antonio ATC 76
 40 St. Mary's 28
 34 Southeastern OK 47
 40 Southeastern OK 44
 73 Brooke Army 82
 71 Brooke Army 63
 35 Ward Island 44
 58 Ward Island 52
 37 Texas 68
 39 Houston 55
 66 Sam Houston 79
 55 Stephen F. Austin 88
 76 Trinity 22
 68 East Texas 81
 48 North Texas 76
 66 East Texas 59
 44 North Texas 62
 70 Stephen F. Austin 38
 60 Houston 96
 67 Trinity 64
 77 Sul Ross 45
 58 Sam Houston 86

1947-48 (10-14)

Coach: Milton Jowers
 69 Lackland AFB 57
 59 Abilene Christian 60
 34 St. Mary's 42
 84 St. Mary's 59
 51 Abilene Christian 64
 49 McMurry 48
 40 Howard Payne 58
 62 Howard Payne 53
 68 Brooke Army 58
 55 Brooke Army 52
 70 Lackland AFB 61
 74 Stephen F. Austin 62
 56 North Texas 58
 49 Houston 61
 51 Trinity 49
 58 Sam Houston 66
 70 Stephen F. Austin 74

Texas State Year-by-Year Results

57	East Texas	61
32	Texas	62
60	North Texas	71
45	East Texas	56
56	Trinity	57
60	Houston	61
81	Sam Houston	70

1948-49 (12-11)

Coach: Milton Jowers

50	Howard Payne	45
61	Howard Payne	47
50	Abilene Christian	57
54	McMurry	61
65	Lackland AFB	57
59	Southwestern	43
70	Southwestern	41
68	Lackland AFB	78
55	Brooke Army	52
60	Texas A&I	41
62	Texas A&I	41
41	North Texas	57
59	East Texas	61
55	Stephen F. Austin	57
61	Trinity	53
60	North Texas	52
56	East Texas	58
61	Trinity	60
52	Sam Houston	53
52	Houston	53
68	Houston	71
71	Sam Houston	70
46	Stephen F. Austin	82

1949-50 (13-10)

Coach: Milton Jowers

55	Howard Payne	54
54	Howard Payne	52
52	Trinity	53
55	McMurry	42
42	Corpus Christi	56
39	North Texas	45
56	Corpus Christi	43
59	East Texas	51
68	East Texas	52
61	Stephen F. Austin	78
51	Stephen F. Austin	81
71	Texas A&I	45
62	Texas A&I	45
54	Trinity	57
72	Sam Houston	52
53	Sam Houston	48
66	Stephen F. Austin	41
61	Stephen F. Austin	51
52	East Texas	51
43	East Texas	64
41	North Texas	48
44	Sam Houston	47
63	Sam Houston	67

1950-51 (21-5)

Coach: Milton Jowers

12/1	76	Howard Payne	53
12/2	68	Howard Payne	45
12/8	94	Lamar	47
12/12	57	at Baylor	61
12/14	55	at Texas A&M	50
12/15	64	at Texas A&M	52
12/16	93	Texas A&I	55
12/20	68	at Texas A&I	46
1/3	92	*at Sul Ross	43
1/15	60	at North Texas	64
1/16	48	at North Texas	50

1/19	59	Whiskered Wizards	51
1/26	62	at Trinity	47
2/5	66	*at Sam Houston	43
2/6	52	at Lamar	48
2/9	65	*Stephen F. Austin	36
2/12	58	*Sul Ross	25
2/17	68	Trinity	58
2/20	66	*Sam Houston	41
2/25	73	*East Texas	52
2/26	65	*at Stephen F. Austin	57
3/5	58	*at East Texas	59
3/7	79	**North Texas	57
3/8	54	**Texas Tech	53
3/11	70	***Morehead State	62
3/12	64	***Regis	80

***NAIA District 4 Playoff
***NAIA National Tournament

1951-52 (30-1)

Coach: Milton Jowers

11/30	79	at Howard Payne	57
12/1	57	at Howard Payne	37
12/10	85	Trinity	50
12/13	87	McMurry	41
12/14	8	Abilene Christian	51
12/15	82	Abilene Christian	46
12/18	83	Texas A&I	35
1/3	83	*Sul Ross	27
1/4	58	at Baylor	56
1/7	84	*East Texas	50
1/9	76	East Texas Baptist	38
1/10	81	at McMurry	44
1/15	85	at Texas A&I	44
1/18	69	Whiskered Wizards	45
1/19	96	at Trinity	57
1/26	48	*at Lamar	34
1/28	74	*at Sam Houston	48
2/4	98	*Sam Houston	49
2/8	67	*at Stephen F. Austin	40
2/11	80	*at Sul Ross	58
2/18	79	*Stephen F. Austin	47
2/22	73	*Lamar	35
2/25	75	*at E. Texas State	68
2/26	83	*at E. TX Baptist	55
3/5	88	**E. TX Baptist	56
3/7	71	Brooke Army	46
3/11	97	***Arkansas Tech	53
3/12	69	***New Mexico A&M	52
3/13	65	***Lawrence Tech	57
3/14	67	***SW Missouri St. (OT)	70
3/15	78	***Portland	68

***NAIA District 4 Playoff
***NAIA Nat'l Tournament — Third Place (Kansas City, Mo.)

1952-53 (21-3)

Coach: Milton Jowers

12/2	82	Brooke Army	70
12/4	76	at Trinity	53
12/8	87	Howard Payne	62
12/9	87	Howard Payne	61
12/13	68	at Baylor	56
12/15	69	at Brooke Army	55
12/18	83	#James Millikan	82
12/19	78	#Portland	81
12/20	81	#Washburn	62
1/2	95	McMurry	74
1/3	94	McMurry	58
1/8	66	*at East Texas	83
1/12	65	at Abilene Christian	51
1/13	73	at Abilene Christian	61
1/19	81	Trinity	55
1/26	79	*at Sul Ross	51

1/27	86	*at Sul Ross	56
2/2	83	*Sam Houston	70
2/6	72	*Lamar	50
2/9	82	*Stephen F. Austin	61
2/14	57	*at Lamar	61
2/16	79	*at Sam Houston	68
2/19	86	*at Stephen F. Austin	62
2/24	69	*East Texas	60

1953-54 (17-5)

Coach: Milton Jowers

12/1	79	Brooke Army	69
12/4	105	at Howard Payne	87
12/5	67	at Howard Payne	72
12/8	57	at Baylor	79
12/9	74	Abilene Christian	47
12/10	74	Abilene Christian	59
12/18	84	at Brooke Army	69
1/4	64	*Sul Ross	44
1/5	70	*Sul Ross	48
1/7	74	at McMurry	52
1/8	57	at McMurry	58
1/11	92	Trinity	38
1/13	66	*at Lamar	63
1/28	70	St. Edward's	56
2/1	54	*at East Texas	71
2/5	73	*Lamar	57
2/8	91	*at Sam Houston	68
2/11	51	*East Texas	53
2/15	79	*at Stephen F. Austin	64
2/20	98	Trinity	73
2/23	94	*Sam Houston	70
2/26	92	*Stephen F. Austin	58

1954-55 (20-5)

Coach: Milton Jowers

12/2	74	Brooke Army	72
12/6	101	Howard Payne	46
12/7	95	Howard Payne	67
12/8	64	at North Texas	70
12/15	81	at St. Edward's	45
12/20	77	at Brooke Army	73
12/31	95	McMurry	61
1/1	83	McMurry	53
1/3	67	*Texas A&I	46
1/7	60	*at Sul Ross	61
1/8	59	*at Sul Ross	58
1/13	79	*Lamar	74
1/14	71	at Abilene Christian	68
1/15	72	at Abilene Christian	63
1/24	97	McNeese State	64
1/27	97	North Texas	67
1/31	80	*East Texas	74
2/3	81	*at Lamar	97
2/7	79	*Sam Houston	55
2/10	71	*at East Texas	86
2/14	78	*Stephen F. Austin	67
2/17	73	*at Texas A&I	45
2/23	98	*at Sam Houston	95
2/26	83	*at Stephen F. Austin	70
3/1	83	**East Texas (OT)	86

**LSC Playoff game at Waco

1955-56 (16-7)

Coach: Milton Jowers

11/30	69	Brooke Army	79
12/2	83	at Howard Payne	73
12/3	97	at Howard Payne	60
12/5	74	at McMurry	73
12/6	101	at McMurry	66
12/9	83	Sheppard AFB	46
12/10	91	Sheppard AFB	55
12/13	69	at Brooke Army	71

12/16	90	Abilene Christian	56
12/17	90	Abilene Christian	64
1/3	60	*Texas A&I	35
1/7	66	*at East Texas	67
1/10	77	*Stephen F. Austin	60
1/14	85	*at Sam Houston	62
1/23	82	*Sul Ross	67
1/24	60	*Sul Ross	66
1/28	69	*East Texas (OT)	71
2/1	105	*Sam Houston	61
2/4	94	*at Stephen F. Austin	99
2/9	82	*at Lamar	68
2/10	63	at McNeese State	85
2/20	69	*at Texas A&I	50
2/25	103	*Lamar	77

1956-57 (22-7)

Coach: Milton Jowers

12/4	81	North Texas	56
12/6	91	Brooke Army	85
12/10	99	at Texas Lutheran	44
12/13	69	at Louisiana Tech	72
12/15	62	at North Texas	48
12/17	88	McMurry	56
12/18	97	McMurry	59
12/21	87	at Brooke Army	74
12/28	73	#at McNeese State	77
12/29	76	#S.E. Oklahoma	78
1/2	90	Texas Lutheran	27
1/5	70	*East Texas	56
1/7	74	*Stephen F. Austin	55
1/12	87	*at Sul Ross	81
1/14	82	*at Howard Payne	73
1/17	73	*at Texas A&I	57
1/26	95	*Texas A&I	53
2/2	64	*at Sam Houston	54
2/4	71	*at Lamar	80
2/8	87	*Howard Payne	57
2/11	71	*Sul Ross	66
2/16	53	*at Stephen F. Austin (OT)	60
2/18	71	*at East Texas	74
2/23	95	*Lamar	60
2/25	70	*Sam Houston	65
3/2	65	**E. TX Baptist	60
3/4	86	**at E. TX Baptist	70
3/11	104	***Upper Iowa Univ.	71
3/13	78	***Southeast Oklahoma	98

***NAIA District 4 Playoff
***NAIA National Tournament (Kansas City, Mo.)
#McNeese St. Invitational Tournament (Lake Charles, La.)

1957-58 (18-4)

Coach: Milton Jowers

12/2	76	Brooke Army	59
12/6	85	Abilene Christian	71
12/10	60	at Brooke Army	48
12/12	60	St. Edward's	47
12/14	60	at Texas Western (OT)	61
12/16	93	at McMurry	71
12/17	96	at McMurry	73
12/19	20	at Abilene Christian	19
1/4	55	*at E. TX (OT)	56
1/6	50	*at Stephen F. Austin	54
1/11	65	*Sul Ross	61
1/13	68	*Howard Payne	63
1/16	65	*Texas A&I	46
1/25	47	*at Texas A&I	52
2/1	74	*Sam Houston	65
2/3	74	*Lamar	52
2/8	67	*at Howard Payne	59
2/10	91	*at Sul Ross (OT)	90

Texas State Year-by-Year Results

2/15	63	*Stephen F. Austin	52
2/17	64	*East Texas	55
2/22	69	*at Lamar	60
2/24	52	*at Sam Houston	46

1958-59 (27-6)

Coach: Milton Jowers

12/1	98	Brooke Army	78
12/3	94	McMurry	54
12/4	77	McMurry	42
12/6	45	at Louisiana Tech	76
12/8	60	at N.E. Louisiana	66
12/9	57	at Louisiana Tech	66
12/13	75	at St. Edward's	55
12/15	65	at Abilene Christian (OT)	66
12/19	90	at Brooke Army	75
12/29	73	#Texas A&I	42
12/30	60	#Howard Payne	49
1/5	92	*at Texas A&I	37
1/10	89	*at Sul Ross	51
1/12	72	*at Howard Payne	63
1/13	83	Abilene Christian	52
1/28	73	*Texas A&I	55
1/31	57	*East Texas	47
2/2	81	*Sam Houston	59
2/4	59	*at Sam Houston	49
2/7	66	*Stephen F. Austin	54
2/9	71	*Lamar	66
2/16	59	*at East Texas	51
2/21	114	*Howard Payne	67
2/23	84	*Sul Ross	50
2/28	62	*at Lamar	79
3/2	72	*at Stephen F. Austin	59
3/4	86	**at St. Mary's	80
3/5	96	**St. Mary's	61
3/10	93	***Linfield	61
3/11	61	***Westminster	58
3/12	80	***Lenoir Rhyne	78
3/13	62	***Tennessee A&I	64
3/14	87	***Fort Hays	80

SWT finished third in NAIA

**NAIA District 4 Playoff

***NAIA National Tournament

(Kansas City, Mo.)

#Southwest Texas Tournament

(San Marcos, Texas)

1959-60 (29-4)

Coach: Milton Jowers

NAIA NATIONAL CHAMPIONS

12/1	84	Brooke Army	68
12/5	42	at Louisiana Tech	56
12/7	56	at McNeese State	55
12/8	68	at Southwestern La.	69
12/12	81	Corpus Christi	48
12/14	77	at Brooke Army	87
12/17	97	St. Mary's	58
12/18	83	Howard Payne	54
12/28	89	#Texas Wesleyan	65
12/29	85	#Wayland College	53
12/30	82	#East Texas	43
1/6	88	*at Texas A&I	43
1/9	75	*Sul Ross	53
1/11	73	*Howard Payne	49
1/14	79	*Texas A&I	45
1/25	88	at Corpus Christi	39
1/30	58	*at East Texas	50
2/1	60	*at Sam Houston	46
2/6	74	*at Stephen F. Austin	68
2/8	55	*at Lamar	53
2/13	81	*Sam Houston	44
2/15	82	*East Texas	54
2/20	64	*at Howard Payne	60

2/22	73	*at Sul Ross	67
2/27	63	*Lamar	66
2/29	86	*Stephen F. Austin	66
3/2	86	**TX Wesleyan	54
3/4	81	**at TX Wesleyan	56
3/7	93	***Wisconsin St.	69
3/9	101	***Savannah St.	88
3/10	76	***Grambling	68
3/11	82	***Wm. Jewell	44
3/12	66	***Westminster (Pa.)	44
**NAIA District 4 Playoff			
***NAIA National Tour. (1st)			
#Cotton Bowl Tournament (Dallas)			

1960-61 (23-8)

Coach: Milton Jowers

11/29	77	Brooke Army	66
12/2	66	Gustavus Adolphus (OT)	63
12/3	57	at Corpus Christi	55
12/6	62	at Brooke Army	60
12/12	76	at Louisiana Tech (OT)	70
12/13	55	at Northwestern S.	70
12/19	73	Pan American	49
12/20	82	Howard Payne	75
12/28	73	%Austin College	67
12/29	61	%Trinity	64
12/30	87	%Texas Wesleyan	74
1/7	69	*at Sam Houston	58
1/9	54	*at Lamar	70
1/14	83	*at Texas A&I	64
1/20	83	Corpus Christi	53
1/28	56	*at East Texas	60
1/30	67	*at Stephen F. Austin	74
2/4	77	*Sul Ross	66
2/6	74	*Howard Payne	75
2/11	76	*Lamar	84
2/13	73	*Sam Houston	72
2/18	80	*at Howard Payne	68
2/20	98	*at Sul Ross	92
2/25	93	*Stephen F. Austin	80
2/27	57	*East Texas	54
3/1	73	*Texas A&I	67
3/4	83	**at Pan American	64
3/6	73	**Pan American	72
3/14	70	***Central Connecticut	59
3/15	61	***E. Texas Baptist	59
3/16	75	***Northern Michigan	80

**NAIA District 4 Playoff

***NAIA Nat'l Tour.

(Kansas City, Mo)

%Cotton Bowl Tournament (Dallas)



1961-62 (15-13)

Coach: Vernon McDonald

11/29	76	Brooke Army	64
12/2	75	Tarleton State	59
12/9	74	St. Edward's	75
12/11	69	at Tarleton State	58
12/14	85	at Brooke Army (OT)	83
12/18	72	#Emporia State	75
12/19	60	#SE Oklahoma	55
12/28	58	%Midwestern Univ.	73
12/29	85	%Austin College	68

12/30	73	%Texas Wesleyan	67
12/30	68	%McMurry	70
1/6	76	*Sam Houston	63
1/8	48	*Lamar	53
1/15	65	Trinity	59
1/22	69	*East Texas	64
1/29	69	*Stephen F. Austin	53
2/1	95	*Texas A&I	66
2/3	86	*at Sul Ross	73
2/5	69	*at Howard Payne (OT)	71
2/10	63	*at Lamar	72
2/12	69	*at Sam Houston	72
2/17	61	*Howard Payne	65
2/19	81	*Sul Ross	69
2/24	75	*at Stephen F. Austin	80
2/26	54	*at East Texas	63
3/1	76	*at Texas A&I	59
3/5	68	!Pan American	71
3/7	61	**at Pan American	67
**NAIA District Playoff			
#Holiday Tournament (Edinburg, Texas)			
%Cotton Bowl Tournament (Dallas)			

1962-63 (9-14)

Coach: Vernon McDonald

12/1	68	at Trinity	55
12/3	60	at Pan American	72
12/5	65	at St. Mary's (OT)	64
12/13	64	St. Mary's	53
12/17	48	#SE Oklahoma	58
12/18	46	#Okla. Baptist	56
12/27	75	%Dallas	64
12/28	57	%East Texas	62
1/5	49	*at Stephen F. Austin	54
1/7	59	*at East Texas	69
1/12	71	at Lamar	76
1/14	64	*at Sam Houston	73
1/26	71	at St. Edward's	49
1/28	72	*at Texas A&I (OT)	80
2/2	71	*Howard Payne	80
2/4	77	*Sul Ross	64
2/9	68	*Sam Houston	73
2/11	60	*Lamar	79
2/16	69	*at Sul Ross	66
2/18	64	*at Howard Payne	78
2/23	61	*East Texas	67
2/25	73	*Stephen F. Austin	67
2/28	74	*Texas A&I	68

#Holiday Tournament

(Edinburg, Texas)

%Cotton Bowl Tournament (Dallas)

1963-64 (13-10)

Coach: Vernon McDonald

12/2	61	St. Edward's	63
12/5	59	St. Mary's	60
12/9	62	at Baylor	71
12/11	73	at St. Mary's	71
12/13	60	at Hardin Simmons	70
12/14	62	at Abilene Christian	66
12/17	70	at Trinity	68
12/19	83	Tarleton State	63
1/3	78	Trinity	69
1/6	82	*Texas A&I	70
1/8	78	at Tarleton State	72
1/11	68	*at East Texas	72
1/13	69	*at Stephen F. Austin	70
1/25	59	*at Howard Payne	68
1/27	75	*Sam Houston	63
1/29	61	at St. Edward's	59
2/3	99	*at Sul Ross	84
2/8	75	*Howard Payne	64
2/10	76	*at Sam Houston	73

2/15	69	*East Texas(OT)	72
2/17	84	*Stephen F. Austin	83
2/24	79	*Sul Ross	76
2/29	70	*at Texas A&I	74

1964-65 (13-11)

Coach: Vernon McDonald

11/30	88	St. Edward's	76
12/2	52	at St. Mary's	49
12/5	67	at Pan American	77
12/8	80	at Trinity	73
12/10	60	St. Mary's	54
12/12	45	Abilene Christian	61
12/14	95	Trinity	64
12/17	64	at Tarleton State	74
12/18	72	at St. Edward's	82
12/28	56	#McMurry	76
12/29	55	#Gustavus Adolphus	60
1/4	55	*Texas A&I	60
1/9	61	*East Texas	62
1/11	69	*Stephen F. Austin	68
1/23	84	*Howard Payne	77
1/25	74	*at Sam Houston	67
1/30	85	Tarleton St. (OT)	83
2/1	108	*Sul Ross	70
2/6	76	*at Howard Payne	80
2/8	66	*Sam Houston	64
2/13	61	*at East Texas	74
2/15	79	*at Stephen F. Austin (OT)	77
2/22	87	*at Sul Ross	80
2/25	74	*at Texas A&I	96
#Holiday Tournament (Edinburg, Texas)			

1965-66 (16-11)

Coach: Vernon McDonald

12/1	62	St. Mary's	65
12/6	66	at Texas A&M	76
12/11	67	Trinity	73
12/14	80	at St. Mary's	84
12/15	85	at Trinity	73
12/17	52	at Oglethorpe	74
12/18	72	at Georgia Southern	78
12/20	88	at SE Washington	64
12/22	83	at Hamilton Quigleys	57
12/23	74	at Waterloo	52
12/27	116	at Windsor Canada	104
12/29	63	#Hartwick	81
12/30	97	#Kenyon	72
1/8	88	*at McMurry	82
1/10	81	*at East Texas	68
1/15	98	*at Texas A&I	64
1/29	89	*at Sul Ross	85
1/31	70	*at Howard Payne	91
2/5	76	*Stephen F. Austin	70
2/7	64	*Sam Houston	74
2/12	91	*Howard Payne	92
2/14	93	*Sul Ross	78
2/19	80	*at Sam Houston	84
2/21	91	*at Stephen F. Austin	80
2/24	66	*East Texas	60
2/26	95	*McMurry	76
2/28	104	*Texas A&I	76
#LeMoyné Christmas Tournament (Syracuse, N.Y.)			

1966-67 (14-12)

Coach: Vernon McDonald

11/28	83	at Texas Lutheran	70
12/2	78	at St. Edward's	57
12/5	83	Texas Lutheran	66
12/7	60	St. Mary's	62
12/10	82	at Rice	81

Texas State Year-by-Year Results

12/12	59	at Trinity	84
12/15	84	Trinity (OT)	85
12/28	73	#Emporia State	83
12/29	85	*Duluth	66
12/30	85	#Central Missouri	73
1/3	96	St. Edward's	81
1/7	91	*McMurry	64
1/9	73	*East Texas	63
1/11	55	at St. Mary's	56
1/14	83	*at Texas A&I	59
1/26	83	*Texas A&I	79
1/28	71	*Sul Ross	65
1/30	80	*Howard Payne	84
2/4	77	*at Stephen F. Austin	78
2/6	50	*at Sam Houston	64
2/11	67	*at Howard Payne	72
2/13	63	*at Sul Ross	65
2/18	63	*Sam Houston	67
2/20	74	*Stephen F. Austin	67
2/23	67	*at East Texas	75
2/25	82	*at McMurry	71
#Pan American Tournament (Edinburg, Texas)			

1967-68 (13-10)

Coach: Vernon McDonald			
11/28	74	Texas Lutheran	60
12/4	68	at Texas Lutheran (OT)	71
12/6	84	at Trinity	95
12/9	74	at Texas A&M	78
12/12	62	St. Mary's	58
12/20	68	at St. Mary's	75
12/28	62	*East Texas	65
12/29	96	#Tarleton State	68
12/30	84	#Houston Baptist	57
1/6	66	*Stephen F. Austin	75
1/8	92	*Sam Houston	87
1/13	74	*at Texas A&I	79
1/20	90	*Texas A&I	81
1/27	65	*at Howard Payne	82
1/29	85	*at Sul Ross	73
2/3	75	*East Texas	45
2/5	102	*McMurry	75
2/10	88	*at McMurry	78
2/12	68	*at East Texas	63
2/17	97	*at Sam Houston	81
2/19	67	*at Stephen F. Austin	84
2/22	66	*Sul Ross	65
2/24	86	*Howard Payne	96
#Cotton Bowl Tournament (Dallas)			

1968-69 (16-10)

Coach: Vernon McDonald			
11/30	64	St. Mary's	61
12/2	51	at Texas Lutheran	86
12/4	79	Trinity	86
12/9	56	Texas Lutheran	59
12/13	88	at Louisiana Col.	98
12/14	85	at NW Louisiana	97
12/17	94	*at Abilene Christian	85
12/19	75	at St. Mary's	64
12/21	97	E. Texas Baptist	79
12/30	105	Tahoe Paradise	73
12/31	80	Southwestern	53
1/4	70	*at Stephen F. Austin	85
1/6	78	*at Sam Houston	63
1/11	53	*at Texas A&I	56
1/18	74	*Texas A&I	65
1/20	82	Southwestern	45
1/25	75	*Howard Payne (OT)	76
1/27	80	*Sul Ross	64
2/1	80	*at East Texas	68
2/3	88	*at McMurry	83

2/8	66	*McMurry	62
2/10	92	*East Texas	62
2/15	91	*Sam Houston	75
2/17	75	*Stephen F. Austin	84
2/20	65	*at Sul Ross	63
2/21	70	*at Howard Payne	78

1969-70 (12-15)

Coach: Vernon McDonald			
11/24	65	St. Mary's	73
11/29	69	at St. Mary's	80
12/1	69	at St. Edward's (OT)	57
12/3	74	Trinity	102
12/5	74	#at TX Lutheran	67
12/6	83	#Huston-Tillotson	77
12/8	46	Texas Lutheran	47
12/13	71	*at East Texas	72
12/15	74	*at Tarleton State	75
12/20	78	*Angelo State	63
12/22	79	*Sul Ross	66
12/30	72	at Southwestern	54
1/3	77	*at McMurry	72
1/5	77	*at Howard Payne	83
1/10	76	*at Texas A&I	83
1/17	85	*Sam Houston	73
1/19	71	*Stephen F. Austin	90
1/24	77	*East Texas	91
1/26	100	*Tarleton State	68
1/27	79	at Trinity	88
1/31	70	*at Angelo State	87
2/2	64	*at Sul Ross	61
2/7	64	*McMurry	62
2/9	67	*Howard Payne	74
2/14	77	*Texas A&I	74
2/21	68	*at Sam Houston	98
2/23	63	*at Stephen F. Austin	86

1970-71 (15-11)

Coach: Vernon McDonald			
11/23	62	St. Mary's	65
11/24	83	St. Edward's	74
12/1	72	at Baylor	82
12/5	89	at E. Texas Baptist (2OT)	90
12/7	82	at Wiley College	74
12/10	99	*Tarleton State	84
12/12	61	*East Texas	63
12/19	92	*Southwestern	78
12/23	94	at Rice (2OT)	98
12/28	76	*at Sul Ross	74
12/30	80	*at Angelo State	78
1/2	93	*Howard Payne (OT)	88
1/4	64	*McMurry	65
1/6	64	at St. Mary's	61
1/11	82	*Texas A&I	78
1/16	86	*at Stephen F. Austin	101
1/18	76	*at Sam Houston	91
1/23	87	*at Tarleton State	77
1/25	78	*at East Texas	63
1/30	77	*Sul Ross	71
2/1	75	*Angelo State	76
2/6	83	*at Howard Payne	89
2/8	64	*at McMurry	72
2/13	78	*at Texas A&I	70
2/20	84	*Stephen F. Austin	80
2/22	87	*Sam Houston (OT)	84

1971-72 (19-9)

Coach: Vernon McDonald			
11/22	72	St. Mary's	58
11/23	68	at St. Edward's	60
11/26	69	at Lakehead Univ.	60
11/27	78	at Lakehead Univ.	57
11/29	76	at Stout State	90

11/30	53	at Wisconsin-Eau Claire	90
12/2	66	at St. Thomas	64
12/9	77	*at East Texas	69
12/11	72	*at Tarleton State	74
12/14	68	at Texas A&M	86
12/18	68	St. Edward's	56
12/29	67	at St. Mary's	72
1/3	80	*Angelo State	74
1/5	94	*Sul Ross	72
1/8	67	*at McMurry	64
1/10	77	*at Howard Payne (OT)	75
1/17	90	*Texas A&I	84
1/22	64	*Sam Houston	61
1/24	62	*Stephen F. Austin	77
1/29	72	*East Texas	62
1/31	86	*Tarleton State	61
2/5	86	*at Angelo State	81
2/7	62	*at Sul Ross	63
2/12	77	*McMurry	75
2/14	65	*Howard Payne	58
2/18	76	*at Texas A&I	74
2/26	79	*at Sam Houston	92
2/28	81	*at Stephen F. Austin	110

1972-73 (13-11)

Coach: Vernon McDonald			
11/24	51	at St. Mary's	70
11/25	52	at St. Edward's	59
12/7	67	*Tarleton State	57
12/9	61	*East Texas	45
12/15	76	#Pan American	53
12/16	68	#St. Mary's	60
12/22	49	St. Mary's	48
12/28	56	Southwestern	62
1/2	62	*at Sul Ross	77
1/4	72	*at Angelo State	68
1/8	59	*Howard Payne	62
1/10	93	*McMurry	78
1/15	91	*Texas A&I	70
1/20	62	*at Stephen F. Austin	90
1/22	70	*at Sam Houston	95
1/27	98	*at Tarleton State	91
1/29	57	*at East Texas	55
2/3	78	*Sul Ross	49
2/5	93	*Angelo State	94
2/10	90	*at Howard Payne	73
2/12	96	*at McMurry	86
2/16	68	*at Texas A&I	70
2/24	66	*Stephen F. Austin	73
2/26	58	*Sam Houston	77
#Alamo Classic (San Antonio)			

1973-74 (19-12)

Coach: Vernon McDonald			
11/20	66	at Southwestern	67
11/24	84	St. Mary's (OT)	80
11/28	73	St. Mary's	71
12/3	65	at Texas A&M	74
12/8	57	*at East Texas	60
12/10	78	*at Tarleton State	67
12/14	72	#St. Edward's	68
12/15	61	#Trinity	63
12/16	89	#Stephen F. Austin	73
12/19	48	at Wisconsin-Green Bay	58
12/21	59	at Wisconsin-Eau Claire	67
12/22	63	at Wisconsin-Stout	62
12/26	55	at Lakeland	68
12/28	80	!Anderson	68
12/29	79	Missouri-Rolla	73
1/5	87	*Angelo State	70
1/7	87	*Sul Ross	60
1/12	79	*at Abilene Christian	80
1/14	68	*at Howard Payne	69

1/17	58	*at Sam Houston	60
1/21	92	*at Texas A&I	80
1/26	69	*Sam Houston	67
1/28	62	*Stephen F. Austin	58
2/2	78	*East Texas	61
2/4	79	*Tarleton State	74
2/9	60	*at Angelo State	68
2/11	72	*at Sul Ross	58
2/16	94	*Abilene Christian	80
2/18	70	*Howard Payne	63
2/23	87	*Texas A&I	75
2/28	59	*at Stephen F. Austin	62
#Alamo Classic (San Antonio)			
!Sentry Classic (Stevens Point, Wis.)			

1974-75 (17-10)

Coach: Vernon McDonald			
11/25	88	at Texas Lutheran	81
11/27	60	at St. Mary's	75
11/30	82	Central Okla.	61
12/3	89	Texas Lutheran	71
12/5	96	#McMurry	83
12/6	81	#St. Edward's	72
12/7	99	#Howard Payne	92
12/9	68	St. Mary's	76
12/19	83	at Nuevo Leon	51
12/20	109	at Nuevo Leon	53
12/27	74	!Texas Lutheran	75
12/28	65	!Arkansas-Monticello	66
1/3	81	*Abilene Christian	60
1/4	77	*Howard Payne (OT)	76
1/11	73	*at Tarleton State	72
1/13	97	*at Angelo State	83
1/14	91	*at Sul Ross	84
1/20	96	*Texas A&I	79
1/25	75	*at East Texas	86
1/27	74	*at Sam Houston (OT)	72
2/1	73	*Stephen F. Austin	83
2/3	94	*Sul Ross	68
2/8	70	*East Texas	74
2/10	64	*Sam Houston	69
2/15	75	*at Stephen F. Austin	78
2/20	95	*at Texas A&I	79
2/23	68	&Howard Payne	83
#Howard Payne Tournament (Brownwood, Texas)			
!Texas A&I Invitational (Kingsville, Texas)			

1975-76 (14-14)

Coach: Vernon McDonald			
11/25	63	at Texas Lutheran	62
11/26	77	Southwestern	71
12/1	86	Texas Lutheran	66
12/3	74	at Texas A&M	107
12/5	98	#St. Edward's	66
12/6	75	#Abilene Christian	64
12/13	69	at Southwestern	83
12/19	97	St. Edward's	86
12/29	48	at Cameron	77
12/30	69	at Cameron	90
1/5	72	*at Angelo State (OT)	73
1/7	56	*at Howard Payne	66
1/8	88	*at Abilene Christian	80
1/12	96	*Tarleton State	71
1/15	76	*Sul Ross	70
1/17	65	St. Mary's	80
1/19	75	*Angelo State	76
1/21	80	*at Texas A&I	77
1/24	59	*East Texas	66
1/26	106	*Sam Houston	82
1/31	71	*at Stephen F. Austin	72
2/3	66	*at St. Mary's	74


Texas State Year-by-Year Results

2/7	54	*at East Texas	58
2/9	54	*at Sam Houston	59
2/14	75	*Stephen F. Austin	69
2/18	89	*Texas A&I	75
2/22	87	&Abilene Christian	79
2/23	57	&Angelo State	59

1976-77 (8-18)

Coach: Vernon McDonald

11/17	75	at St. Edward's	79
11/19	47	at Wisc.-Eau Claire	61
11/20	52	at Stout State	56
11/22	52	at Wis.-Stevens Point	53
11/24	59	at Lakeland Univ.	65
11/26	64	at Wisc.-Milwaukee	80
11/29	63	at Cameron	75
11/30	82	at Cameron	71
12/4	56	St. Mary's	72
12/6	60	Texas Lutheran	64
12/9	56	at Texas Lutheran	54
12/15	56	at St. Mary's	72
1/8	67	*Howard Payne	79
1/10	67	*Tarleton State	64
1/15	68	*at Tarleton State	41
1/17	61	*at East Texas	71
1/22	72	*Angelo State	73
1/24	74	*Abilene Christian	67
1/29	69	*at Angelo State	70
1/31	62	*at Abilene Christian	85
2/3	87	*Texas A&I	82
2/5	73	*Stephen F. Austin	77
2/7	81	*Sam Houston	68
2/12	69	*at Sam Houston	59
2/14	70	*at Stephen F. Austin	93
2/17	46	*at Texas A&I	55
2/20	64	&Abilene Christian	68



1977-78 (20-6)

Coach: Dan Wall

11/18	98	Texas Wesleyan	89
11/22	81	at Southwestern	83
12/1	105	Bishop College	89
12/3	68	St. Mary's	70
12/5	70	#Texas Southern	61
12/6	64	#St. Mary's	63
12/8	84	at St. Edward's	56
12/10	95	Southwestern	93
1/3	77	at Texas Lutheran	73
1/9	111	Dallas Baptist	59
1/12	112	St. Edward's	63
1/14	81	*at East Texas	96
1/16	89	*Howard Payne (OT)	91
1/21	94	*Angelo State	64
1/23	92	*Abilene Christian	81
1/25	90	Texas Lutheran	94
1/28	82	*at Stephen F. Austin	81
1/30	86	*at Sam Houston	81

2/2	60	*at Texas A&I	63
2/4	100	*Sam Houston	62
2/6	95	*Stephen F. Austin	74
2/11	85	*Howard Payne	71
2/13	79	*East Texas	61
2/16	87	Texas A&I	71
2/18	86	*at Abilene Christian	71
2/20	82	*at Angelo State	74

1978-79 (29-7)

Coach: Dan Wall

11/25	85	at Tulsa	101
11/29	81	at Bishop College	78
12/2	78	at Texas A&M	82
12/7	63	at Rice	62
12/15	108	#Nicholls State	76
12/16	93	#Northeast Oklahoma	64
12/28	60	!Tennessee State	59
12/29	74	!Drury College	81
12/30	67	!Quincy College	81
1/8	54	Wisconsin-Eau Claire	53
1/10	84	Midwestern	62
1/13	71	*East Texas	65
1/15	63	*Howard Payne	61
1/17	75	Texas College	56
1/20	61	*at Angelo State	59
1/22	81	*at Abilene Christian	77
1/25	84	*Texas A&I	80
1/29	88	*Sam Houston	74
2/1	89	*Stephen F. Austin	71
2/3	86	*at Sam Houston	85
2/5	66	*at Stephen F. Austin	55
2/10	70	*at Howard Payne	84
2/12	31	*at East Texas	33
2/15	81	*at Texas A&I	80
2/17	76	*Abilene Christian	69
2/19	69	*Angelo State	57
2/24	87	&Sam Houston	82
2/25	54	&Abilene Christian	52
2/26	70	&East Texas	69
3/3	81	**Southwestern	74
3/6	72	**St. Mary's	71
78	***Kentucky State	74	
79	***St. John's (Minn.)	75	
77	***Cameron (OT)	73	
57	***Henderson (Ark.)	58	
101	***Midwestern	88	

**NAIA District 4 Playoff

***NAIA National Tournament - Third

#Regents Classic (Wichita Falls, Texas)

!Quincy Holiday Tournament (Quincy, Ill.)

1979-80 (19-12)

Coach: Dan Wall

11/30	70	at Missouri	86
12/5	94	at St. Mary's	56
12/7	78	at Cal-Northridge	83
12/9	68	##at Cal-Santa Barbara	69
12/10	77	at Pepperdine	87
12/15	73	Prairie View A&M	65
12/28	70	#Hampton Institute	60
12/29	45	#Wisconsin-Eau Claire	65
1/4	87	!Texas Lutheran	79
1/5	70	!St. Mary's	60
1/9	104	at Texas Lutheran	78
1/12	85	*at East Texas	74
1/14	74	*at Howard Payne	91
1/19	77	*Abilene Christian	57
1/21	85	*Angelo State	58
1/24	77	at Dallas Baptist	76
1/26	67	*at Stephen F. Austin	71
1/28	57	*at Sam Houston	65

1/31	67	*at Texas A&I	77
2/2	65	*Sam Houston	55
2/4	54	*Stephen F. Austin	52
2/9	76	*Howard Payne	80
2/11	85	*East Texas	67
2/14	87	*Texas A&I (2OT)	82
2/16	65	*at Angelo State (OT)	63
2/18	50	*at Abilene Christian	59
2/23	57	&Sam Houston	55
2/24	61	&Abilene Christian	57
2/25	70	&Texas A&I	61
2/29	90	**Southwestern	69
3/3	82	**Abilene Christian	84

**NAIA District 4 Playoff

##Forfeited by UCSB

1980-81 (17-10)


Coach: Dan Wall

11/28	81	#Wayland Baptist	54
11/29	92	#Mary Hardin-Baylor	46
12/2	92	at Texas Lutheran (OT)	90
12/4	68	at Rice	67
12/6	116	Texas Lutheran	75
12/8	91	at St. Edward's	70
12/10	62	at St. Mary's	68
12/13	96	Midwestern	55
12/29	55	at Colorado	60
1/2	67	%Henderson	59
1/3	77	%Midwestern	73
1/7	81	St. Mary's	72
1/10	57	*East Texas	41
1/12	63	*Howard Payne	71
1/14	94	*Texas A&I	80
1/17	64	*at Abilene Christian	69
1/19	59	*at Angelo State	60
1/22	58	*at Texas A&I	54
1/24	66	*Sam Houston	71
1/26	49	*Stephen F. Austin	43
1/31	51	*at Sam Houston	61
2/2	58	*at Stephen F. Austin	70
2/7	76	*at Howard Payne	82
2/9	56	*at East Texas	40
2/14	82	*Angelo State	78
2/16	68	*Abilene Christian	67
2/21	67	&Texas A&I	72

#Howard Payne Classic (Brownwood, TX)

%D.L. Ligon Classic (Wichita, Kan.)

&LSC Tournament Game



1981-82 (16-10)

Coach: Bob Derryberry

11/22	60	at St. Mary's	64
11/23	59	St. Edward's	51
11/27	54	#Northwestern Okla.	53
11/28	51	#Phillips Univ.	58
11/30	58	at Oklahoma	84
12/3	53	at Rice	79

12/10	94	Sul Ross	47
12/17	71	at Texas Lutheran	67
12/19	87	at Texas Wesleyan	74
1/4	57	St. Mary's	65
1/9	62	*at East Texas	54
1/11	62	*at ##Howard Payne	71
1/18	69	*Angelo State	66
1/18	43	*Abilene Christian	36
1/20	74	Mary Hardin-Baylor	54
1/23	35	*at Stephen F. Austin	56
1/25	34	*at Sam Houston	36
1/28	49	*at Texas A&I	55
1/30	56	*Stephen F. Austin (2 OT)	51
2/1	65	*Sam Houston	55
2/6	74	*Howard Payne	50
2/8	65	*East Texas	58
2/11	56	*Texas A&I	54
2/13	47	*Abilene Christian	46
2/15	56	*Angelo State	58
2/20	55	&East Texas	56

#Haymaker Classic (Enid, Okla.)

##Forfeited by Howard Payne

&LSC Tournament Game

1982-83 (18-10)

Coach: Bob Derryberry

11/19	65	at Southwestern	73
11/21	65	at St. Mary's	81
11/25	96	#Sul Ross	66
11/26	80	#Concordia Lutheran	75
11/27	44	#Lubbock Christian	42
11/30	44	Lamar	57
12/2	42	St. Mary's	38
12/6	66	St. Edward's	58
12/9	44	Dallas Baptist	53
12/11	56	Southwestern	55
1/4	60	Phillips Univ.	58
1/10	81	Texas Lutheran	57
1/15	70	*East Texas	53
1/17	88	*Howard Payne	75
1/22	72	*at Angelo State	73
1/24	74	*at Abilene Christian	57
1/27	73	*at Texas A&I	47
1/29	71	*Sam Houston	66
1/31	58	*Stephen F. Austin	50
2/3	70	*Texas A&I	56
2/5	51	*at Sam Houston	64
2/7	56	*at Stephen F. Austin	63
2/12	72	*at Howard Payne	59
2/14	76	*at East Texas	45
2/19	58	*Abilene Christian	60
2/21	48	*Angelo State	60
2/28	74	&Howard Payne	71
3/4	61	&Sam Houston	66

#Mat-Dog Tournament (Seguin, Texas)

&LSC Tournament Game

1983-84 (14-12)


Coach: Bob Derryberry

11/20	81	St. Mary's (OT)	80
11/22	74	St. Edward's	67
12/2	77	Texas Lutheran	69
12/5	56	at Lamar	77
12/8	66	Texas Wesleyan	81
12/15	69	at Texas Wesleyan (OT)	81
12/17	85	Lewis & Clark	67
1/5	51	at St. Mary's	57
1/7	67	at St. Edward's	66
1/12	81	at Dallas Baptist	72
1/14	69	*at East Texas	81
1/16	110	*at Howard Payne	68
1/21	85	*Angelo State	72
1/23	85	*Abilene Christian	77

Texas State Year-by-Year Results

1/26	72	*Texas A&I	63
1/28	50	*at Stephen F. Austin	59
1/30	69	*at Sam Houston	83
2/4	60	*Stephen F. Austin	69
2/6	60	*Sam Houston	67
2/9	69	*at Texas A&I	47
2/11	75	*Howard Payne	62
2/13	62	*East Texas	63
2/18	69	*at Abilene Christian	64
2/20	59	*at Angelo State	72
2/22	77	Tarleton State	61
2/27	59	&Stephen F. Austin	70

&LSC Tournament Game



*Note, Prior to the 1984-85 season, Texas State moved to Division I status and became a member of the Gulf Star Conference.

1984-85 (6-20)

Coach: Celester Collier

11/26	75	Lamar	85
11/30	72	Prairie View A&M	69
12/3	51	at Lamar	83
12/6	80	Texas-Arlington	68
12/10	63	at Texas-Arlington	78
12/21	53	#Pan American	73
12/22	57	#Hardin-Simmons	70
12/29	54	Grambling	46
1/3	44	at Grambling	35
1/7	54	at Missouri	88
1/10	56	at San Diego	67
1/12	70	at Pepperdine	87
1/17	56	*at Nicholls State	89
1/19	54	*at Southeastern La.	69
1/23	50	at Prairie View A&M	51
1/26	49	*Stephen F. Austin	68
1/31	73	*Nicholls State	97
2/2	76	*Northwestern State	56
2/4	61	*at Texas Southern	75
2/7	65	*Southeastern La.	75
2/9	76	at Texas-San Antonio	83
2/16	58	Pan American	72
2/21	67	*at Northwestern State	62
2/23	69	*at Sam Houston	84
2/26	77	Texas-San Antonio	94
2/28	61	*Texas Southern	86


#Pan American Holiday Classic (Edinburg, Texas)

1985-86 (6-22)

Coach: Celester Collier

11/23	82	Prairie View A&M	68
11/26	68	Texas-Arlington	73
11/30	65	at San Diego	86
12/2	73	at Texas-Arlington	78

12/10	75	at Hardin-Simmons	89
12/18	62	at Pan American	93
12/28	54	at Grambling	73
12/31	80	at U.S. International	98
1/6	46	Grambling	54
1/11	69	Texas-San Antonio	62
1/13	55	St. Louis	79
1/16	87	U.S. International	81
1/18	56	*at Southeastern La.	68
1/20	61	*at Nicholls State	68
1/25	65	*Stephen F. Austin	82
1/27	55	*Northwestern State	71
1/31	59	Prairie View A&M (OT)	51
2/3	54	*at Sam Houston	70
2/5	68	Texas Southern	61
2/8	48	Pan American	64
2/11	54	at St. Louis	88
2/15	56	*Sam Houston	75
2/19	82	at Texas Southern	87
2/22	44	*at Stephen F. Austin	62
2/24	70	*at Northwestern State	75
3/1	75	*Southeastern Louisiana	90
3/3	76	*Nicholls State	69
3/6	73	at Texas-San Antonio	94



1986-87 (13-15)

Coach: Harry Larrabee

11/28	95	East Texas	80
11/29	81	Texas Lutheran	72
12/1	80	Texas-Arlington	76
12/4	78	at Texas A&M	86
12/6	83	at Kansas State	98
12/8	82	at Texas-Arlington	76
12/19	63	#Boise State	82
12/20	75	#Long Beach State	83
12/30	60	at Grambling	77
1/5	64	Grambling	62
1/10	65	Pan American	91
1/12	74	Hardin-Simmons	72
1/17	63	at Oral Roberts	71
1/19	85	*Nicholls State	71
1/24	44	*at Stephen F. Austin	68
1/26	84	*at Northwestern State	81
1/29	77	at Prairie View A&M (OT)	78
1/31	77	*Sam Houston	72
2/4	81	at Pan American	99
2/6	82	Huston-Tillotson	77
2/7	71	*Southeast Louisiana	68
2/14	63	*at Sam Houston	70
2/18	91	Prairie View A&M	60
2/21	68	*Stephen F. Austin	72
2/23	82	*Northwestern State	69
2/25	67	at Baylor	91
2/28	64	*at Southeastern La	87
3/2	76	*at Nicholls State	77

#Boise State Tourney (Boise, Idaho)

*Note, Prior to the 1987-88 season, Texas State joined the Southland Conference

1987-88 (9-22)

Coach: Harry Larrabee

11/27	67	#Alabama-Birmingham	72
11/28	84	#Alaska-Anchorage	90
11/29	88	#Duchesne	84
12/4	88	%Texas Southern	95
12/5	76	%Stephen F. Austin	79
12/9	85	Pan American	88
12/19	56	at SW Missouri State	71
12/22	74	at Louisiana St.	93
12/29	65	at New Mexico State	80
12/31	68	at Texas-El Paso	86
1/2	109	Prairie View A&M	69
1/7	59	at Nicholls State	62
1/9	64	at New Orleans	77
1/13	70	at Pan American	85
1/16	72	*Sam Houston	73
1/21	79	*at McNeese State	72
1/23	75	*at Stephen F. Austin	64
1/28	79	*North Texas	99
1/30	75	*Texas-Arlington	73
2/2	73	at Prairie View A&M	80
2/4	71	*at Northwestern State	77
2/6	77	*at Northeast Louisiana	91
2/11	78	*Northwestern State	72
2/13	72	*Northeast Louisiana	88
2/18	75	*at Texas-Arlington	80
2/20	67	*at North Texas	79
2/25	67	*Stephen F. Austin	66
2/27	73	*McNeese State	67
3/1	86	Nicholls State	74
3/3	61	*at Sam Houston	76
3/5	79	&McNeese State	87

#Great Alaska Shootout

(Anchorage, Alaska)

%Coca-Cola Jowers Jamboree

(San Marcos, Texas)

&SLC Tournament Game

1988-89 (13-17)

Coach: Harry Larrabee

11/25	55	#Davidson	57
11/27	104	#American	76
12/2	95	%Mississippi Valley	74
12/3	83	%New Orleans	88
12/5	71	Pan American	70
12/6	67	at Texas Southern	99
12/10	65	at Texas A&M	68
12/13	70	at Pan American	76
12/28	59	at Ball State	75
12/30	77	at Iowa	96
1/2	56	at Western Illinois	70
1/9	72	at Baptist College	65
1/11	92	at Nicholls State	66
1/14	58	*at Sam Houston	57
1/19	69	*McNeese State	75
1/21	59	*Stephen F. Austin	57
1/26	73	*at North Texas	76
1/28	66	*at Texas-Arlington	61
2/2	83	*Northwestern State	86
2/4	79	*Northeast Louisiana	62
2/6	73	Nicholls State	72
2/9	85	*at Northwestern State	92
2/11	68	*at Northeast Louisiana	74
2/16	76	*Texas-Arlington	64
2/18	93	*North Texas	90
2/21	104	Baptist College	89
2/23	61	*at Stephen F. Austin	73
2/25	67	*at McNeese State	67
3/2	88	*Sam Houston (OT)	90

3/4	81	&Northwestern State	82
-----	----	---------------------	----

#Sunshine Shootout (Puerto Rico)
%Coca-Cola Jowers Jamboree (San Marcos, Texas)
&SLC Tournament Game

1989-90 (13-15)

Coach: Harry Larrabee

11/28	81	at Baylor	112
12/1	87	%Idaho State	74
12/2	86	%Pan American (OT)	91
12/8	78	#Texas-San Antonio	97
12/9	76	#Manhattan (OT)	74
12/16	69	at Pan American	80
12/21	53	!San Diego State	67
12/22	37	!Penn State	62
1/2	81	Hardin-Simmons (OT)	78
1/6	79	at Western Illinois	92
1/11	100	*North Texas	83
1/13	88	*Texas-Arlington	67
1/17	81	*at Nicholls State	83
1/18	91	*at McNeese State	92
1/20	102	*at Stephen F. Austin	79
1/25	67	*Northeast Louisiana	81
1/27	111	*Northwestern State	90
1/31	63	Maine	75
2/3	93	*at Sam Houston	83
2/8	108	*at North Texas	94
2/10	65	*at Texas-Arlington	67
2/15	74	McNeese State	83
2/17	100	Stephen F. Austin	86
2/22	83	at Northeast Louisiana	96
2/24	92	at Northwestern State	90
2/26	90	Nicholls State	73
3/1	103	Sam Houston	87
3/5	58	&Northwestern State	82

%Coca-Cola Jowers Jamboree (San Marcos)
#Longhorn Classic (Austin, Texas)
!UAB Tip-Off Tournament (Birmingham, Ala.)
&SLC Tournament Game

1990-91 (10-17)

Coach: Harry Larrabee

11/24	97	at Texas-San Antonio	132
11/26	101	Incarinate Word	83
11/28	96	St. Edward's	79
11/30	74	#at Montana	84
12/1	65	#Gonzaga	77
12/7	92	%Southeastern LA	82
12/8	53	%Northern Illinois	69
12/22	69	Rice	78
12/28	82	at New Mexico	99
12/29	85	#Manhattan	81
1/2	89	at Maine	88
1/5	61	Texas-San Antonio	77
1/10	81	*North Texas	91
1/12	95	*at Texas-Arlington	101
1/7	96	*McNeese State	71
1/19	65	*Stephen F. Austin	67
1/24	76	*at Northeast Louisiana	96
1/26	76	*at Northwestern State	72
1/28	84	at Southeastern La.	72
2/2	81	*Sam Houston	62
2/7	81	*at North Texas	100
2/9	84	*Texas-Arlington	118
2/14	63	*at McNeese State	72
2/16	78	*at Stephen F. Austin	89
2/21	70	*Northeast Louisiana	88
2/23	72	*Northwestern State	59
2/25	81	*at Sam Houston	84

#KYL Classic (Missoula, Mont.)
%Coca-Cola Jowers Jamboree (San Marcos)

Texas State Year-by-Year Results



1991-92 (7-20)

Coach: Jim Wooldridge

11/22	59	Southern Methodist	63
11/30	91	Concordia Lutheran	85
12/2	86	Huston-Tillotson	54
12/7	63	at Rice	93
12/10	36	at Kentucky	82
12/14	55	Baylor	67
12/20	49	#at UAB	66
12/21	37	#Pepperdine	59
12/28	7	at Texas A&M	71
1/2	64	*at North Texas	71
1/4	70	*Texas-Arlington	96
1/9	58	*Nicholls State (OT)	62
1/11	55	*McNeese State	56
1/16	72	*at Northwestern State	86
1/18	65	*at Northeast Louisiana	78
1/25	68	*Texas-San Antonio	70
1/30	85	*Sam Houston	55
2/1	44	*Stephen F. Austin	48
2/6	65	*at McNeese State	59
2/8	73	*at Nicholls State	80
2/10	52	*North Texas	70
2/13	42	*Northeast Louisiana	59
2/15	81	*Northwestern State	68
2/22	66	*at Texas-San Antonio	82
2/27	59	*at Stephen F. Austin	61
2/29	82	*at Sam Houston	63
3/2	63	*Texas-Arlington	80
#UAB Invitational (Birmingham, Ala.)			

1992-93 (14-13)

Coach: Jim Wooldridge


12/1	60	at Southern Methodist	90
12/4	60	at Miami, FL	57
12/8	65	East Central	53
12/12	87	Texas Wesleyan	60
12/16	73	Georgia State	62
12/19	67	#at New Orleans	76
12/21	75	#Samford	71
1/2	75	*at Nicholls State	81
1/4	71	*at McNeese State	64
1/7	92	*Sam Houston (2 OT)	79
1/9	72	*Stephen F. Austin	63
1/11	81	at Baylor	89
1/16	74	*at Texas-San Antonio	83
1/21	66	*at Northeast Louisiana	77
1/23	67	*at Northwestern State	65
1/28	83	*North Texas	73
1/30	66	*Texas-Arlington	67
2/4	62	*at Stephen F. Austin	63
2/6	74	*at Sam Houston (OT)	86
2/8	63	*Nicholls State	62
2/13	65	*Texas-San Antonio	67
2/18	99	*Northwestern State	87
2/20	63	*Northeast Louisiana	64
2/25	78	*at Texas-Arlington	70
2/27	74	*at North Texas	60
3/1	64	*McNeese State	65
3/5	70	&Texas-Arlington	83
&SLC Tournament Game (Monroe, La.)			

1993-94 (25-7)

Coach: Jim Wooldridge

SLC TOURNAMENT CHAMPION

11/27	86	at Northern Arizona	96
12/2	71	East Central	60
12/6	55	at Missouri-Kansas City	54
12/11	81	Tarleton St.	53
12/15	79	at Georgia St.	73
12/17	58	#Kansas St.	59
12/18	69	#Mercer	51
12/28	68	*at Northeast La.	78
12/30	82	*at Northwestern St. (OT)	92
1/3	64	Mo. Valley College	54
1/8	75	*at UT-San Antonio (OT)	66
1/14	74	*Sam Houston	67
1/16	68	*Stephen F. Austin	52
1/20	70	*at Nicholls St.	63
1/22	65	*at McNeese St.	80
1/27	72	*North Texas	53
1/29	80	*Texas-Arlington	65
2/3	75	Oral Roberts	73
2/5	79	*Texas-San Antonio	62
2/7	76	*Northwestern St.	64
2/10	61	*at Stephen F. Austin	63
2/12	62	*at Sam Houston	49
2/14	78	Missouri-Kansas City	58
2/17	78	*McNeese St.	55
2/19	72	*Nicholls St.	62
2/24	94	*at Texas-Arlington	66
2/26	86	*at North Texas (OT)	83
2/28	89	*Northeast La.	60
3/4	65	&Sam Houston	56
3/5	68	&Nicholls St.	65
3/6	69	&North Texas	60
3/17	60	\$Massachusetts	78
#Hawaii-Nike Festival (Honolulu, Hawaii)			
&SLC Tournament (Monroe, La.)			
SNCAA Midwest Regional First Round (Wichita, Kan.)			



1994-95 (12-14)

Head Coach: Mike Miller

11/25	85	Hardin-Simmons	52
11/28	49	at Southern Utah	83
12/4	54	Northern Arizona	43
12/7	60	at Texas	105
12/14	76	Phillips	64
12/21	66	Arkansas-Little Rock	65
12/30	58	*North Texas	56
1/1	69	*Texas-Arlington	66
1/5	66	*at Nicholls State	79
1/7	54	*at McNeese State	62
1/12	79	*Stephen F. Austin	73
1/14	61	*Sam Houston	49
1/17	64	Southern Utah	62
1/21	59	*at Texas-San Antonio	69

1/26	65	*at Northeast Louisiana	87
1/28	64	*at Northwestern State	63
2/2	62	*McNeese State	58
2/4	65	*Nicholls State	77
2/9	55	*at Sam Houston (OT)	52
2/11	72	*at Stephen F. Austin	84
2/15	65	at Oral Roberts	81
2/18	82	*Texas-San Antonio (OT)	86
2/23	73	*Northwestern State	78
2/25	65	*Northeast Louisiana	78
3/2	64	*at North Texas	72
3/4	64	*at Texas-Arlington	80

1995-96 (11-15)

Coach: Mike Miller

11/25	86	Schreiner	51
12/1	68	#Hofstra	66
12/2	42	#San Francisco	70
12/9	74	Texas-Pan American	63
12/13	63	at Arkansas-Little Rock	72
12/17	64	Loyola-New Orleans	45
12/19	62	at New Mexico	72
12/22	48	at Texas-Pan American	58
1/4	66	*at Sam Houston	75
1/6	62	*at Stephen F. Austin	63
1/11	61	*Nicholls State	52
1/13	67	*McNeese State	65
1/18	61	*at Northeast Louisiana	56
1/20	61	*at Northwestern State	72
1/22	80	*Texas-Arlington	72
1/27	42	*at Texas-San Antonio	65
2/1	64	*Stephen F. Austin (OT)	69
2/3	64	*Sam Houston	57
2/8	49	*at McNeese State	69
2/10	67	*at Nicholls State	61
2/15	41	*Northwestern State	57
2/17	60	*Northeast Louisiana	75
2/19	55	*North Texas	67
2/24	59	*Texas-San Antonio	75
2/29	60	*at North Texas	67
3/2	76	*at Texas-Arlington	58
#USF MetLife Classic			

1996-97 (16-13)

Coach: Mike Miller

SOUTHLAND CONFERENCE CO-CHAMPION

SLC TOURNAMENT CHAMPION

11/25	78	Texas Southern	73
11/29	52	#vs. Troy State	85
11/30	74	#vs. Coastal Carolina	58
12/2	49	at Connecticut	66
12/7	75	at Centenary College	78
12/10	81	San Diego St. (OT)	77
12/14	71	Hardin-Simmons	45
12/21	67	at Lamar	73
12/27	60	@vs. Tulsa	76
2/28	61	@vs. Western Illinois	68
1/2	80	*McNeese State	64
1/4	82	*Nicholls State	73
1/9	54	*at Northeast Louisiana	58
1/11	65	*at Northwestern State	58
1/15	63	*at Texas-Arlington (OT)	66
1/18	75	*Sam Houston	60
1/20	86	*Stephen F. Austin	71
1/25	100	*at Texas-San Antonio	86
1/30	87	*Northwestern State	77
2/1	72	*Northeast La	62
2/6	73	*at Nicholls State	76
2/8	70	*at McNeese State	87
2/15	86	*Texas-San Antonio (OT)	78
2/20	64	*Texas-Arlington	63
2/27	55	*at Stephen F. Austin	65
3/1	69	*at Sam Houston	71

3/7	76	%vs. McNeese State	59
3/8	74	%vs. Northeast La	64
3/14	46	\$vs. Minnesota	78
# - First Merchants/CVC Classic			
@ - All-College Tournament			
% - Century Cellunet SLC Classic			
\$ - NCAA Midwest Regional			
First Round (Kansas City, Mo.)			

1997-98 (17-11)

Coach: Mike Miller

11/22	68	at Oklahoma	81
11/26	57	at San Diego State	79
11/29	70	Centenary	68
12/2	68	at Texas Southern	64
12/5	59	#vs. Coppin State	60
12/6	83	# vs. Texas Southern	74
12/13	73	Southwestern Univ.	55
12/17	77	Lamar	64
12/22	82	Samford	64
12/28	69	at Tulsa	81
1/3	78	*at Northeast La.	67
1/8	70	*Texas-Arlington	52
1/10	76	*Stephen F. Austin	56
1/15	56	*at Nicholls State	74
1/17	90	*at Southeastern La.	78
1/22	56	*at Sam Houston	59
1/24	63	*at McNeese State	72
1/29	63	*Texas-San Antonio (ot)	64
2/5	81	*Nicholls State	85
2/7	86	*Southeastern La.	74
2/9	85	*Sam Houston	71
2/12	73	*at Texas-Arlington	63
2/14	70	*at Stephen F. Austin	66
2/19	68	*Northeast La.	67
2/21	80	*Northwestern St. (ot)	82
2/26	76	*at Texas-San Antonio	65
3/4	90	%vs. Northeast La.	87
3/6	71	%vs. Nicholls State	79
#Iowa State Tournament			
%Century Cellunet SLC Classic			

1998-99 (19-9)

Head Coach: Mike Miller

SOUTHLAND CONFERENCE CHAMPION

11/13	71	Wisconsin-G.B.	44
11/24	70	at Baylor	62
11/29	51	at Missouri	69
12/4	54	#vs. Nebraska	63
12/5	64	#vs. Davidson	68
12/8	100	Howard Payne	44
12/15	92	N.M. Highlands	57
12/21	70	at Samford	63
12/28	63	*Northeast La.	64
1/2	54	*at McNeese St.	61
1/4	85	*at Lamar	84
1/7	72	*Stephen F. Austin	53
1/9	66	*Texas-Arlington	45
1/14	77	*at Southeastern La.	66
1/16	72	*at Nicholls St.	64
1/21	67	*at Sam Houston	54
1/23	56	*Texas-San Antonio	60
1/28	75	*Northwestern St.	72
1/30	75	*McNeese St.	67

Texas State Year-by-Year Results


2/4	65	*at Northwestern State	66
2/6	69	*at Northeast La.	65
2/11	57	*Nicholls St.	64
2/13	65	*Southeastern La	51
2/18	82	*Stephen F. Austin	66
2/20	73	*Sam Houston	65
2/27	91	*at Texas-San Antonio	77
3/5	92	&vs. McNeese State	82
3/6	63	&vs. Texas-San Antonio	71
#Univ. of Nebraska Tournament &CenturyTel SLC Classic Games			

1999-00 (12-17)

Head Coach: Mike Miller

11/22	91	Colorado Christian	66
11/26	46	#vs. UC-Irvine	69
11/27	72	#vs. San Diego	65
12/4	52	at Saint Louis	76
12/6	88	Texas Dallas	63
12/15	64	Texas Southern	71
12/18	44	at Wisconsin-Green Bay	55
12/21	68	at Texas Tech	77
12/28	68	*at Texas-Arlington	88
12/30	79	*at Sam Houston (OT)	84
1/3	56	Centenary	59
1/6	62	*Nicholls State	52
1/8	67	*Southeastern La.	56
1/13	74	*Lamar (OT)	73
1/15	70	*McNeese State	75
1/20	68	*at Louisiana-Monroe	77
1/24	70	*at Stephen F. Austin	63
1/29	86	*at Texas-San Antonio (OT)	90
2/3	57	*Sam Houston	59
2/5	89	*Texas-Arlington	66
2/10	72	*at Southeastern La.	53
2/12	66	*at Nicholls State	59
2/17	56	*Northwestern State	58
2/19	75	*Louisiana-Monroe	82
2/24	73	*at McNeese State	77
2/26	61	*at Lamar	71
3/4	77	*Texas-San Antonio	69
3/7	88	&at Texas-San Antonio	86
3/9	50	&vs. Lamar	53

#Univ. Of Oklahoma Tournament
&CenturyTel SLC Classic Games



2000-01 (13-15)

Head Coach: Dennis Nutt

11/18	77	St. Edward's	62
11/21	63	at Centenary	70
11/25	59	at Houston	73
11/28	79	at A&M-Corpus Christi	74
12/2	60	at Texas	90
12/7	47	*Stephen F. Austin	49
12/9	78	*Texas-Arlington	69

12/16	104	Texas Lutheran	55
12/20	48	at Oklahoma	96
12/30	76	*at McNeese State	84
1/6	55	*at Southeastern La.	53
1/8	63	*at Nicholls State	68
1/13	77	*Lamar	73
1/15	80	*Sam Houston	72
1/20	79	*at Louisiana-Monroe	91
1/22	70	*at Northwestern State	76
1/27	69	*at Texas-San Antonio	77
2/5	83	*McNeese State	89
2/10	54	*at Stephen F. Austin	53
2/12	77	*at Texas-Arlington	65
2/15	71	*Louisiana-Monroe	67
2/17	76	*Northwestern State	87
2/19	85	*Texas-San Antonio	90
2/24	72	*at Sam Houston	69
2/26	50	*at Lamar	44
3/1	71	*Southeastern La.	67
3/3	71	*Nicholls State	75
3/6	69	%at Texas-San Antonio	71

2001-02 (12-16)

Head Coach: Dennis Nutt

11/17	108	Schreiner	71
11/19	67	at Texas-Pan American	73
11/25	99	at A&M-Corpus Christi	89
11/28	88	at TCU	91
12/1	64	*at Stephen F. Austin (ot)	75
12/4	68	at Arkansas	90
12/8	66	*at McNeese State	76
12/16	62	at Houston	89
12/20	70	*Sam Houston	67
12/22	77	*Lamar	78
1/3	87	*Nicholls State	66
1/5	55	*Southeastern La.	60
1/8	73	Texas-Pan American	77
1/12	71	*McNeese State	76
1/17	63	*at Northwestern State	90
1/19	57	*at Louisiana-Monroe	70
1/24	67	*Stephen F. Austin	72
1/26	100	*Texas-Arlington	84
1/31	82	*at Sam Houston	96
2/2	91	*at Lamar	84
2/8	85	*Northwestern State	69
2/10	60	*Louisiana-Monroe	51
2/16	81	*at Texas-San Antonio	68
2/21	64	*at Southeastern La.	62
2/23	72	*at Nicholls State	59
2/26	59	*at Texas-Arlington	63
2/2	70	*Texas-San Antonio	59
3/4	83	%at Texas-San Antonio	99

2002-03 (17-11)

Head Coach: Dennis Nutt

11/26	84	Mary Hardin-Baylor	63
11/29	79	at Texas Southern	71
12/4	71	at Baylor	92
12/9	68	Houston	59
12/14	89	Hardin-Simmons	43
12/17	92	New Orleans	81
12/21	60	at Arkansas	70
12/28	64	*at McNeese State	74
12/30	58	*at Stephen F. Austin	66
1/2	74	*at Louisiana-Monroe	77
1/4	61	*at Northwestern State	62
1/9	69	*Sam Houston	60
1/11	68	*Lamar	55
1/16	91	*McNeese State	53
1/23	58	*at Texas-Arlington	53
1/25	85	*Texas-San Antonio	76

1/30	52	*at Nicholls State	48
2/1	77	*at Southeastern La.	2 ot 82
2/6	102	*Louisiana-Monroe	86
2/8	95	*Northwestern State	62
2/13	71	*at Sam Houston	79
2/15	53	*at Lamar	64
2/24	73	*at Texas-San Antonio	83
2/27	47	*Texas-Arlington	50
3/1	60	*Stephen F. Austin	58
3/5	72	*Nicholls State	59
3/7	70	*Southeastern La.	75
3/10	94	&La.-Monroe	ot 85
3/12	58	& at Stephen F. Austin	67

2003-04 (13-15)

Head Coach: Dennis Nutt

11/22	64	at New Orleans	77
11/24	79	Texas Lutheran	39
11/27	50	#vs. Purdue	61
11/28	59	#vs. Alaska-Anchorage	80
11/29	55	#vs. Pacific	62
12/5	63	%vs. Weber State	74
12/6	76	%vs. Coppin State	66
12/13	76	Northern Colorado	70
12/17	85	Rochester	68
12/23	46	at Tulsa	84
12/30	77	Abilene Christian	70
1/7	81	*McNeese State	76
1/10	69	*Nicholls State	64
1/15	82	*Texas-Arlington	68
1/21	74	*at Texas-San Antonio	73
1/24	82	*Lamar	66
1/29	58	*at Louisiana-Monroe	68
1/3	67	*at Northwestern State	64
2/5	63	*Southeastern La.	64
2/11	77	*at Lamar	82
2/14	90	*Louisiana-Monroe	64
2/19	73	*at Sam Houston	86
2/21	64	*at Texas-Arlington	73
2/25	66	*Texas-San Antonio	69
2/28	67	*at McNeese State	79
3/1	61	*at Nicholls State	37
3/5	56	*Stephen F. Austin	72
3/8	73	&at UTSA	78

Great Alaska Shootout (Anchorage, Ak)

% Price Cutter Classic (Springfield, Mo.)

Home games in BOLD CAPS

* Southland Conference games

& SLC Classic Games (campus sites)

All times Central and subject to change

Texas State Year-by-Year Records

Season	G	W	L	PCT.
1920-21	14	3	11	.214
1921-22	15	5	10	.333
1922-23	10	3	7	.300
1923-24	17	8	9	.471
1924-25	15	3	12	.200
1925-26	13	2	11	.154
1926-27	19	8	11	.421
1927-28	17	10	7	.588
1928-29	19	10	9	.526
1929-30	19	15	4	.789
1930-31	17	12	5	.706
1931-32	17	9	8	.529
1932-33	17	8	9	.471
1933-34	18	6	12	.333
1934-35	20	8	12	.400
1935-36	19	13	6	.684
1936-37	20	12	8	.600
1937-38	21	14	7	.667
1938-39	23	9	14	.391
1939-40	21	10	11	.476
1940-41	23	13	10	.567
1941-42	21	13	8	.619
1942-43	18	12	6	.667
1943-44	No team-World War II			
1944-45	13	0	13	.000
1945-46	21	3	18	.143
1946-47	24	8	16	.333
1947-48	24	10	14	.417
1948-49	23	12	11	.522
1949-50	23	13	10	.565
1950-51	26	21	5	.808
1951-52	31	30	1	.968
1952-53	24	21	3	.875
1953-54	22	17	5	.773
1954-55	25	20	5	.800
1955-56	23	16	7	.699
1956-57	29	22	7	.759
1957-58	22	18	4	.818
1958-59	33	27	6	.818
1959-60	33	29	4	.879
1960-61	31	23	8	.742
1961-62	28	15	13	.536
1962-63	23	9	14	.391
1963-64	23	13	10	.567
1964-65	24	13	11	.542
1965-66	27	16	11	.593
1966-67	26	14	12	.538
1967-68	23	13	10	.565
1968-69	26	16	10	.615
1969-70	27	12	15	.444
1970-71	26	15	11	.577
1971-72	28	19	9	.678
1972-73	24	13	11	.542
1973-74	31	19	12	.613

1974-75	27	17	10	.630
1975-76	28	14	14	.500
1976-77	26	8	18	.308
1977-78	26	20	6	.769
1978-79	36	29	7	.806
1979-80	31	19	12	.613
1980-81	27	17	10	.630
1981-82	26	16	10	.615
1982-83	28	18	10	.643
1983-84	26	14	12	.538
1984-85	26	6	20	.231
1985-86	28	6	22	.214
1986-87	28	13	15	.464
1987-88	31	9	22	.290
1988-89	30	13	17	.433
1989-90	28	13	15	.464
1990-91	27	10	17	.370
1991-92	27	7	20	.259
1992-93	27	14	13	.519
1993-94	32	25	7	.781
1994-95	26	12	14	.462
1995-96	26	11	15	.423
1996-97	29	16	13	.552
1997-98	28	17	11	.607
1998-99	28	19	9	.679
1999-00	29	12	17	.414
2000-01	28	13	15	.464
2001-02	28	12	16	.429
2002-03	28	17	12	.586
2003-04	28	13	15	.464
TOTALS	2,020	1,113	905	.551

Texas State All-Time Coaches

Coaches (Years)	W	L	PCT
O. W. Strahan (1920-24, 44-46)	22	68	.244
Henry G. Shands (1924-35)	91	100	.476
Joe B. Cheaney (1935-40, 43)	60	41	.594
George Vest (1939-42)	36	29	.544
Milton Jowers (1946-61)	287	106	.730
Vernon McDonald (1961-77)	226	191	.543
Dan Wall (1977-81)	85	35	.708
Bob Derryberry (1981-84)	48	32	.600
Celester Collier (1984-86)	12	42	.232
Harry Larrabee (1986-91)	55	81	.404
Jim Rosebrock (Interim, 1990-91)	3	5	.375
Jim Wooldridge (1991-1994)	46	40	.535
Mike Miller (1994-2000)	87	79	.524
Dennis Nutt (2000-present)	55	58	.487

Texas State Lettermen

AAAAA

Barney Aaron (1956-57)
Roy Abshier (1935)
Gordon Adams (1948)
Manny Adderly (1991-92)
Moses Aguko (2002-03)
Zach Allison (2004-)
Bryan Anderson (1990)
Ross Arnold (1920)
Ronnie Arrow (1967-69)
Harper Augsberger (1959-61)

BBBBB

Billy Bahnsen (1982-85)
Ricky Baker (1979-80)
Tony Ball (1979-81)
Jerry Ballard (1982-83)
Billy Banks (1953-55)
Bryan Banks (1981)
Mark Barker (1977-78)
Jimmy Barnes (1939)
Eric Bartlett (1974-75)
Willie Battle (1993-94)
Henry Bauerschlag (1945)
Graydon Baze (1942-43, 47-48)
Bobby Beaty (1949-52)
Stacy Bennett (1989-90)
Nick Bess (1989-91)
Hugh Berry (1950-52)
Lawrence Berry (1951)
DaVvon Bethea (1998-99)
Herbert Billings (1953-55)
Kevin Binford (1982-83)
Larry Black (1967-69)
Lester Black (1945)
Hazel Blacklock (1933)
Merrill Blackman (1927, 29)
Jason Blair (1999-00)
Antwoine Blanchard (2003-)
Lonnell Blunston (1984)
Weyman Boggus (1923-26)
Marcus Bolden (1987)
Paul Borreson (1978-79)
George Bounds (1943)
Rudy Bowles (1962-64)
Kelvin Branch (1978-79)
Day Brandt (1928-31)
Felix Brandt (1930-32)
James Brannon (1974-75)
Brad Brickens (2002-)
Creel Bridgewater (1935-36)
DeJuan Brown (1993-94)
Randolph Brown (1935)
Roosevelt Brown (2002-04)
Sylvester Brown (1971-72)
Brent Broyles (1941)
Richard Bryant (1975-76)
Brian Bryden (1977-78)
Buford Brymer (1950-52)
Torgeir Bryn (1988-89)
Darius Buggs (1996)
Alton Bundick (1936)
Lance Burroughs (2004-)

CCCCC

James Calhoun (1945)
Thomas Calhoun (1942)
Willie Calvert (1970)
Cullen Campbell (1933, 35)
Gid Campbell (1935)
Don Cansler (1946)
George Carlisle (1946-49)
Paul Carlisle (1940-42, 46)
Ray Carroll (1983)
Alex Carter (1985)
Steve Castillo (1965)
Raymond Cavness (1921, 25)
John Chatfield (1962-65)
Ernest Chesney (1968-71)
Billy Christie (1983-84)
Billy Clark (1972, 74-76)
John Clark (1983-85)
Kevin Clark (1986-87)
Solomon Clark (1996-97)
Travis Clark (1995)
Clay Click (1999-2002)
Aubrey Clover
Addison Coers (1947-48)
John Coers (1921)
Archie Cole (1957)
Joe Cole (1954-56)
Bruce Coleman (1984)
Calvin Coleman (1980)
Jeremiah Coleman (2003)
Celester Collier (1974-75)
Terry Conerway (2002-04)
George Conner (1991-92)

Hvell Conner (1924)
Chestor Cook (1967-68)
Joseph Cooper (1993)
Marcus Cooper (1992)
Jack Coppage (1932)
William Corder (1938)
Travis Cornett (1971-74)
Clifford Couser (1929)
Davis Cox (1935)
Jack Crawley (1942)
Glen Crisp (1968)
Maxwell Curry (1990)
Steve Cutrer (1982-83)

DDDDD

Pence Dacus (1952-54)
Elmer Dahlberg (1948, 50)
Claude Daily (1924-26)
Ray Danielak (1983-85, 87)
Harold Daniels (1948-49)
Rudy Davalos (1958-60)
O.L. Davis (1922)
Ryan Davis (1988-89)
Frank Delks (1941)
Michael Determan (1992-93)
Frank Dickinson (1938-39)
Anthony Dill (2004-)
Ray Dixon (1926-27)
Alfred Douglas (1980-81)
Walter Driskill (1945)
Phil Dugger (1966-67)

EEEEEE

Ron Ediger (1985)
A. Ellis (1938)
Cliff Ellis (1998-99)
Johnny Ellis (1945)
Matton Ellis (1925)
Dain Ervin (2000-2002)
Dale Ethridge (1961)
Claude Evans (1930-31)
Randy Evans (1974-75)
Brian Ewell (1993)

FFFFF

Morris Farr (1990)
Walter Faseler (1933-34)
Bruce Featherston (1971-74)
Mitch Ferguson (1984-85)
Mike Fitzhugh (1973-76)
Aaron Flick (2000)
Manny Flores (2000-2001)
Sterling Forbes (1985-86)
Tim Ford (1985)
Don Forester (1946)
Jeff Foster (1996-99)
Lawrence Fowler (1979-82)
Wayne Fowler (1946)
Rufus Frenzel (1927-28)
Gregg Frizzell (1988-91)
Jeff Frnka (1975-77)
Steve Frontz (1975-78)

GGGGG

Henry Garcia (1963-66)
Pete Garcia (1935-36)
Rick Garrison (1982-83)
Ward Gary (1925)
Frank Gensberg (1928, 30-31)
Mose Gensberg (1935)
Lewis Germer (1934-35)
Walter Germer (1931-34)
Lewis Gilcrease (1951-53)
Buster Gillis (1949-51)
Aubrey Glover (1929-33)
Geoff Golden (1997)
Josh Goellner (2004)
Nick Goellner (2003-04)
Eliezar Gordon (1987-88)
Clyde Gott (1933-34)
Joe Goynes (1985-86)
Keron Graves (1985)
Bruce Gregg (1960-61)
Greg Grensing (1978-79)
Greg Gruensendorf (1941)
Rudolfo Guerrero (1942)

HHHHH

Paul Hackett (1969, 71)
Ted Haese (1940, 42)
Daryl Hamilton (1999-2000)
Lance Harper (1989-90)
Jon Hass (1987-90)
Floyd Harden (1927)
Justin Hardin (1998-99)

Charles Hartman (1940)
Donald Harvey (1986)
Richard Hastings (1994-95)
Tim Haynes (1984, 86)
Nate Haynes (1977-80)
James Heffernan (1963-65)
Andre Hensley (1989-90)
Gerald Henry (1965)
Jack Henry (1950)
Bobby Henson (1960-62)
George Henson (1938-39)
James Hetrick (1945)
A.D. Hildreth (1920-23)
Rodney Hill (1990-91)
Bryan Hobbs (1999-2002)
Elijah Hoble (1996-97)
Ken Hockless (1990)
Connie Hoffman (1963)
Keith Hoffman (1957)
Maurice Hoffman (1941)
Everett Holmes (1942-43, 46)
Mike Honeycutt (1992)
Ardis Hopper (1929-30)
Hershel Hopson (1925)
Aubrey Horner (1953-56)
Carroll Horton (1928)
Howard Horton (1933-34)
Jack Horton (1920-23)
Albert Houston (1933-34)
Desi Howard (1994-95)
Floyd Howard (1949)
Harold Howard (1981)
Charley Howell (1933)
Michael Howze (1987)
John Hunt (1962-64)

IIIII

Kenyatta Isable (1997-98)

JJJJJ

Perry Jackson (1969-71)
James Jennings (1928)
Maurice Jennings (1921)
Alfred Johnson (1926-27)
Marcus Johnson (2002)
Ross Johnson (1995-98)
Kevin Joshua (1993)
Milton Jowers (1933-35)

KKKKK

Ed Kallina (1923-24)
Claude Kellam (1920-22)
Jeff Kelley (1978-80)
Tom Kerr (1982-83)
Quadell Kimble (1995-96)
Blake King (1972)
Preston King (1935)
J.L. Kristoff (1942)
Bill Krueger (1955)

LLLLL

Marvin Lamar (1932-34)
Michael Lane (1998-00)
Bernie Lang (1982)
John Lammert (1984)
B. Lanier (1933)
Earl Lankford (1956-57, 60-61)
Kurt Lauer (1983-84)
Fritz Lehnhoff (1939-40)
Dwayne Lenox (1966-68)
Carey Lewis (1986)
Dudley Lindsey (1941-42, 46-47)
F.W. Lindsey (1929)
Jimmy Littleton (1943, 47-49)
Howard Lockhart (1958-60)
Carter Lomax (1939-41)
James Long (1995)
Tony Long (1995)
Terry Lowman (1920, 22-24)
Guenther Luckenbach (1946)
Norman Lunday (1964)

MMMMM

Lacester Mabry (1941-42, 46)
Jimmy Mackey (1973)
Dennis Malone (1997)
Tony Malveaux (1981)
Russ Marcinek (1992)
Tony Marion (1993)
J.T. Marshall (1988)
Donte Mathis (1996-99)
Edgar Mayer (1933)
Charles Martin (1927)
J.C. Maze (1949-52)
Leland McCall (1988-89)

E.V. McCarty (1938-39)
Mac McCoulskey (1962-63)
Jermal McCoy (1995-97)
Lynn McDonald (1974-77)
Vernon McDonald (1950-52)
Anthony McElroy (1978-79)
Chris McKinney (1992)
Tom Mikesell (1972-73)
Tom Milford (1956)
Frank Miller (1961-62)
Willie Mills (1986-87)
Eric Moore (1994)
Kelvin Moore (1984-86)
Max Moore (1978)
John Morgan (1989, 91)
Carlos Morris (1997-98)
Jack Morton (1924-25)
Gary Mullen (1966-69)
Brett Murry (1990)
Kevin Murray (1982-83)

NNNNN

Josh Naylor (2004-)
Mike Nelson (1977)
Steve Niles (1980)
Louis Nix (1935)
Orval Nix (1934)

OOOOO

Jimmy O'Banion (1951-53)
Morris Ogden (1965-67)
Charles Oldham (1942)
Mats Ostberg (1989-91)
Bill Overall (1965-67)

PPPPP

James Patrick (1978-80)
Cordell Patrick (1981)
Evan Patterson (2004-)
Doug Pederson (1980-81)
Joe Peery (1953-55)
Vannie Perkins (1920)
Brian Petro (1987-88)
Herman Phillips (1936-38)
Weldon Phillips (1936-38)
Marvin Pittman (1947)
Steve Plummer (1980)
Brendon Polyblank (2000)
Nick Ponder (2004-)
Russell Ponds (1993-94)
Cecil Pounds (1983)
David Pratkan (1965-66)
James Prewitt (1954)
Manual Puente (1981-82)

RRRRR

Charles Ramsay (1921)
Paul Reed (1986-87)
Randy Reinagel (1988)
Alan Rheume (1970-73)
Ralph Rhodes (1969-70)
Shon Ridge (1992-93)
Bobby Richeson (2000-03)
Bobby Roberts (1955-57)
Charles Robertson (1935)
James Rosebrock (1978-80)
Mike Ross (1994)
Kevin Russell (1985-86)

SSSSS

Robert Salisbury (1992)
Francis Sanders (1933)
Marshall Sanders (1987-88)
Robert Sanford (1945)
Dameon Sansom (1994-97)
Max Schleder (1998)
Donnie Schmeltekopf (1961)
Steve Schmidt (1977)
Jeff Schneider (1980-81)
Jon Schulte (1995)
Danny Scott (1959)
Gerald Scott (2000-2002)
Dave Segler (1950-51)
Joe Selleh (1924)
Albert Shands
Henry Shands (1922)
Pete Shands (1921)
Terry Shanks (1947)
Charles Sharp (1958-60)
Pat Shaw (1945)
Marvin Sheaffer (1935)
Emmitt Shelton (1922-25)
Robert Shelton (1970)
Grady Simmons (1949-50)
Greg Singleton (1982-85)

James Slaughter (1963-64)
Jack Sledge (1920)
Mike Smallwood (1970-71)
Slaven Smiljanic (2001-2002)
Gordon Smith (1943)
Jasper Smith (1999-00)
Jumbo Smith (1927-28)
Morris Smith (1929)
Carlos Sneed (1935-36)
Wayne Sneed (1980-81)
Eldon Spannagel (1942)
Roger Speed (1980-81)
Charles Spurlin (1978-81)
Theo Stephens (1998)
Hoyt Stewart (1941-43)
Michael Stewart (1991)
Chris Stich (1993-94)
Kevin Stiner (1986-89)
Earl Stobaugh (1946)
Norman Strandtman (1932-35)
Russell Strandtman
Joe Sutton (1951-52)
David Sykes (2000-03)

TTTTT

Amos Tamblin
Lionel Tatum (1940-42)
Willie Terrell (1970-71)
Nate Thomas (1970-72)
B.A. Tidwell (1922)
Bo Titsworth (1945)
Larry Toliver (1973)
Lester Topperwein (1939-41)
Charles Trcka (1960-62)
Art Trilli (1976-77)
Byron Tully (1974)
Melford Turner (1955)
Erhel Tuttle (1934-35)

VVVVV

Frank Vance (1924)
Joe Vance (1928-29)
George Vest (1926-27)
Robert Via (1929-31)
Bob Vincent (1959)
Duane Vincent (1955-57)

WWWWW

Lynwood Wade (1993-94)
Vernon Walenta (1942)
Dexter Wallace (1982-83)
Rodney Walton (1996-97)
N.S. Ward (1926-28)
Harry Warren (1923)
Troy Washington (1991-92)
Woodrow Washington (1940)
John Weder (1953-54)
Boonie Wilkening (1957-60)
Arthur Williams (1984)
Arvel Williams (1935)
Patrick Williams (1985-88)
Tim Williams (1980-81)
Wesley Williams (1997-2000)
W.B. Wilson (1934-35)
Daniel Wishom (1977)
Joddie Witte (1958)
Maurice Womack (1934-35)
Ivan Woods (1939-41)
Roy Worley (1934-36)
Jack Worthington (1959-60)
Bailey Wright (1927-28)
Gerald Wright (1987-88)

YYYYY

Melih Yavsaner (2001-2002)

ZZZZZ

Scott Zimmerman (1996)
Charlie Zinner (1929, 32-33)
Walter Zunker (1935)

MEDIA

82	Media Information
83	Media Outlets
84	Radio and Television Information

MEDIA RELATIONS

Contact Us At:

(512) 245-2966; Fax (512) 245-2967

Address Inquires To:

Athletic Media Relations Office
Strahan Administrative Annex - Room 126
601 University Drive
San Marcos, TX 78666

Media Relations Contact:

Ron Mears
(512) 245-2966 (Office)
(512) 738-0697 (Mobile)
(512) 405-3338 (Home)
rmears@txstate.edu

Media Relations Assistants

Kelly Carter/John Torstrick
(512) 245-2988 (Office)
kc21@txstate.edu/jt25@txstate.edu

2004-05 SCHEDULE

Date	Opponent	Time
Nov. 19	at Texas	7:05 p.m.
Nov. 23	ST. EDWARD'S	7 p.m.
Nov. 27	at Alcorn State	2 p.m.
Dec. 4	at SMU	7 p.m.
Dec. 7	UTAH VALLEY STATE	7 p.m.
Dec. 11	ST. GREGORY'S	2 p.m.
Dec. 15	ROCHESTER COLLEGE	7 p.m.
Dec. 21	at Colorado State	9 p.m.
Dec. 22	at Northern Colorado	8 p.m.
Dec. 30	McMURRY	7 p.m.
Jan. 3	at TCU	7:05 p.m.
Jan. 6	*at McNeese State	7:15 p.m.
Jan. 8	*at Lamar	7 p.m.
Jan. 12	*NICHOLLS STATE	7:30 p.m.
Jan. 15	*at Louisiana-Monroe	7:30 p.m.
Jan. 20	*NORTHWESTERN STATE	7:30 p.m.
Jan. 22	*SAM HOUSTON STATE	6:30 p.m.
Jan. 27	*at Southeastern Louisiana	7:45 p.m.
Jan. 29	*at Nicholls State	5 p.m.
Feb. 5	*TEXAS-ARLINGTON	6:30 p.m.
Feb. 10	*at Stephen F. Austin	6 p.m.
Feb. 12	*at Texas-San Antonio	4 p.m.
Feb. 16	*LOUISIANA-MONROE	7:30 p.m.
Feb. 19	*LAMAR	6:30 p.m.
Feb. 24	*McNEESE STATE	7:30 p.m.
Mar. 2	*at Texas-Arlington	8 p.m.
Mar. 4	*TEXAS-SAN ANTONIO	7:30 p.m.
Mar. 8-13	Southland Conference Classic Campus Sites	

* Denotes Southland Conference games
All game times Central Standard Time.

TEXAS STATE BASKETBALL

The 2004-05 edition of the Bobcat Basketball Media Guide is a comprehensive source of information with player and coaching staff biographies, statistics and historical references for use by the media covering Texas State basketball. For additional information about Bobcat basketball, please call the Texas State University Media Relations Office at **(512) 245-2966**.

STRAHAN COLISEUM

The Texas State basketball press row is located on the north side of the court, across from the team benches. The media entrance to the arena is the southeast entrance of the coliseum. That entrance is also used for WILL CALL pick-up of passes. Parking is located just off the southeast corner of the facility for media with proper credentials.

GAME CREDENTIALS

Credentials for Texas State home games are issued for working media only and must be requested through Media Relations Director Ron Mears, preferably in advance. Credentials will be mailed when time allows, otherwise they will be left at WILL CALL.

PHOTO PASSES

Only photographers on assignment from a periodical will be issued credentials. Photographers are requested to abide by guidelines set forth by the NCAA on shooting limitations on the sidelines. Those not complying with the guidelines may be removed.

MEDIA SERVICES

Pregame packets including notes, statistics and programs will be available in the media room prior to tip-off. Time out, halftime and final statistics, plus a running play-by-play and postgame notes and quotes will also be provided.

A fax machine is available and located in the media relations office adjacent to the Coliseum.

Final statistics will be faxed as soon as possible following an event.

TELEPHONES

There are a limited number of telephone lines for use in the main media area.

There will be one courtesy line available for the visiting team's "official" radio station. Stations or writers wishing to have another line installed should make their own arrangements through Texas State Telephone Services at (512) 245-2525.

POST GAME INTERVIEWS

Following the game, Head Coach Dennis Nutt will return to the floor for a post-game radio interview. He will remain there to handle any further media questions.

Players will also be available after the customary "cooling off" period following the game. The Texas State locker room will not be open to the media prior to or after the game.

COVERING PRACTICE

Practice sessions are open to the media and have a usual starting time of 3:30 p.m. Media are encouraged to contact the Athletic Media Relations office to arrange easy access to players and coaches prior to the start of practice.

PHONE INTERVIEWS

The Athletic Media Relations office would prefer media members to arrange all phone interviews a day in advance to make scheduling easier. Most player phone requests will be returned between 2:15 p.m. and 2:45 p.m. No telephone interviews are allowed on game days.

ATHLETIC MEDIA RELATIONS

The Texas State Athletic Media Relations office is located in the Strahan Coliseum Administrative Annex, Room 126.

Media Outlets

PRINT MEDIA

SAN MARCOS DAILY RECORD

P.O. Box 1109
San Marcos, TX 78666
(512) 392-2458
Randy Stevens, Sports Editor
Jason Gordon, Texas State Beat

UNIVERSITY STAR

Texas State Journalism Department
San Marcos, TX 78666
(512) 245-3489
Travis Summers, Sports Editor

AUSTIN AMERICAN STATESMAN

P.O. Box 670
Austin, TX 78767
(800) 777-0833
John Bridges, Sports Editor
Kirk Bohls, Columnist
Bill Harrison, Texas State Beat

SAN ANTONIO EXPRESS NEWS

P. O. Box 2171
San Antonio, TX 78297
(800) 555-1551
Jerry Briggs, College Sports Editor
Clint Hale, Beat Writer

ASSOCIATED PRESS

4851 LBJ Freeway
Suite 300
Dallas, TX 75201
(214) 991-2100

DALLAS MORNING NEWS

P. O. Box 655237
Dallas, TX 75265
(214) 977-8444
Dave Smith, Sports Editor

FORT WORTH STAR-TELEGRAM

400 W. 7th
Ft. Worth, TX 76102
(817) 390-7760
Celeste Williams, Sports Editor

HOUSTON CHRONICLE

801 Texas Ave.
Houston, TX 77002
(713) 220-7891
Dan Cunningham, Sports Editor

NEW BRAUNFELS HERALD-ZEITUNG

P. O. Drawer 311328
New Braunfels, TX 78131
(830) 625-9144
Will Wright, Sports Editor

SEGUIN GAZETTE ENTERPRISE

P. O. Box 1200
Seguin, Texas 78156-1200
(830) 379-5402
Jason Orts, Sports Editor

RADIO

KTSW-AM

San Marcos
(512) 245-3485
Joseph Casas, Sports Director

KNBT-KGNB RADIO

New Braunfels
(830) 625-7311
Jason Minnix, Sports

KLBJ RADIO (590 AM)

Austin
(512) 832-4028
Ed Clements, Sports

KVET RADIO (1300 AM/98.1 FM)

Austin
(512) 236-2119
Craig Way

WOAI RADIO (1200 AM)

San Antonio
(210) 736-9760
Don Harris

TELEVISION

TIME WARNER CABLE

San Marcos
(512) 805-2560

KTBC-TV (FOX)

Austin
(512) 474-5113
Dave Cody

KVUE-TV (ABC)

Austin
(512) 459-2065
Mike Barnes

KXAN-TV (NBC)

Austin
(512) 703-5214
Roger Wallace

KEYE-TV (CBS)

Austin
(512) 490-2172
Robert Flores

NEWS 8

Austin
(512) 531-8860
Jeff Power, John Hygh

KENS-TV (CBS)

San Antonio
(210) 366-5001
Joe Reinagel

WOAI-TV (NBC)

San Antonio
(210) 226-4444 ext. 336
Don Harris

KSAT-TV (ABC)

San Antonio
(210) 351-1270
Greg Simmons

KABB-TV

San Antonio
(210) 442-6353
Chuck Mketinac

SLC MEN'S TV SCHEDULE

Date	Teams	Network
Nov. 27	Nicholls St./Michigan St.	Cox Sports
Dec. 4	Houston/Lamar	FSN-SW
Dec. 6	Tulane/Northwestern St.	Cox Sports
Dec. 15	Texas-Arlington/Texas	FSN-SW
Dec. 29	Texas-San Antonio/Texas	FSN-SW
Jan. 6	Texas St./McNeese St.	FSN-SW
Jan. 15	SE Louisiana/NW State	Cox Sports
Feb. 14	Sam Houston/SFA	FSN-SW
Feb. 26	Sam Houston at Lamar	FSN-SW
Mar. 2	Lamar/Louisiana-Monroe	Cox Sports
Mar. 12	O'Reilly/SLC Tournament Championship	ESPN2

TXSTATEBOBCATS.COM

Texas State University's web site recently underwent a major redesign and is now affiliated with Collegesports.com.

In addition to obtaining information on players, coaches and upcoming events, the site offers Gametracker which provides fans with updated statistical information on selected Bobcat athletic events.

Also Texas State's radio broadcast of games can be heard through the site's College Sports Pass.

TEXAS STATE RADIO BROADCASTS

Texas State basketball will be heard on KTSW, 89.9-FM, the University's campus radio station. KTSW plans on broadcasting every regular-season game as well as post-season play.

Broadcasts begin 15 minutes prior to tip-off with Bill Culhane handling the play-by-play call at home while KTSW's sports staff including sports director Joseph Casas and Brant Freeman will call the action on the road.

This is Culhane's eighth season being involved in the broadcasts.

KTSW is under the supervision of general manager Dan Schumacher.

SLC TV PACKAGE

The Southland Conference unveiled its 2004-05 men's and women's basketball television schedule with 14 games slated to air on three different networks. Coverage begins when Nicholls State's men visit Michigan State on Nov. 27 with Cox Sports Television carrying all the action.


Continuing a long-standing relationship with FSN-Southwest, seven regular-season contests and the women's post-season tournament championship game will be broadcast. The first three regular-season matchups will be non-conference affairs while the final four will be SLC games. The first FSN telecast will air on Dec. 4 with the Houston Cougars playing at Lamar in a non-conference contest.

In other non-league games, Texas-Arlington and Texas-San Antonio each visit Texas on Dec. 15 and Dec. 29, respectively.

Texas State and McNeese play the first Southland game to be televised, scheduled for Jan. 6 in Lake Charles, La. A women's league game is on tap for Feb. 10 with Texas State playing at Stephen F. Austin. Sam Houston State's men play in the final two regular-season games on FSN, going to SFA on Feb. 14 and Lamar on Feb. 26.

The eight-game FSN package concludes with the O'Reilly Auto Parts/Southland Conference Tournament women's championship game, scheduled for March 12.

A total of five regular-season games involving Southland teams will be shown on Cox. In addition to the Nicholls-




Texas State basketball coach Dennis Nutt visits with Bobcat radio broadcaster Bill Culhane after a win in Strahan Coliseum.

Michigan State affair, Northwestern State will entertain Tulane on Dec. 6 in non-league action. Southland contests include Southeastern Louisiana at Northwestern State on Jan. 15 and Lamar at Louisiana-Monroe on March 2 in men's action. Nicholls State's women will play at Northwestern State on Feb. 10.


The Southland's television schedule concludes on "Selection Sunday" when the O'Reilly/SLC Tournament men's champion is crowned in front of a national ESPN2 audience on March 13. It will mark the third year in a row for ESPN2 to carry the event.

2004-05 BOBCATS




**Antwoine
Blanchard**

G 6-0 175 Jr./2L
Little Rock, Ark.
Parkview HS




**Andre
Oupoh**

G 6-3 225 Jr./TR
Newark, N.J.
Frank Phillips JC




**Brad
Brickens**

G 6-4 180 Jr./2L
Austin, Texas
Bowie HS



**Zach
Allison**

F 6-5 230 Sr./1L
Carthage, Texas
Panola JC



**Chris
Langhorne**

F 6-4 190 Jr./TR
Willingboro, N.J.
Eastern Utah



**Lance
Burroughs**

G 6-4 200 Jr./1L
South Lake, Texas
Collin County CC



**Roderick
Adams**

G 6-1 185 Fr./HS
Cedar Hill, Texas
Cedar Hill HS



**Josh
Naylor**

G 6-0 180 Sr./1L
Rockwall, Texas
Northern Oklahoma




**Rory
Green**

G 6-2 195 Jr./TR
Memphis, Tenn.
Northwest Mississippi CC




**Terrell
Broussard**

F 6-7 215 Jr./TR
Irving, Texas
Weatherford JC




**Anthony
Dill**

F 6-7 235 Sr./1L
Richardson, Texas
Richland JC




**Clint
Chasteen**

F 6-5 200 Fr./HS
Coppell, Texas
Coppell HS



**Matt
Canady**

F 6-8 230 Fr./HS
Tulsa, Okla.
Metro Christian Academy



**Evan
Patterson**

F 6-6 220 Jr./1L
Cedar Hill, Texas
Stetson

2004-05 TEXAS STATE MEN'S BASKETBALL SCHEDULE

Nov. 19	Texas	Austin, Texas	7:05 p.m.
Nov. 23	ST. EDWARD'S	SAN MARCOS	7 p.m.
Nov. 27	Alcorn State	Lorman, Miss.	2 p.m.
Dec. 4	SMU	Dallas, Texas	7 p.m.
Dec. 7	UTAH VALLEY STATE	SAN MARCOS	7 p.m.
Dec. 11	ST. GREGORY'S	SAN MARCOS	2 p.m.
Dec. 15	ROCHESTER COLLEGE	SAN MARCOS	7 p.m.
Dec. 21	Colorado State	Fort Collins, Colo.	9 p.m.
Dec. 22	Northern Colorado	Greeley, Colo.	8 p.m.
Dec. 30	McMURRY	SAN MARCOS	7 p.m.
Jan. 3	TCU	Fort Worth, Texas	7:05 p.m.
Jan. 6	McNeese State*	Lake Charles, La.	7:15 p.m.
Jan. 8	Lamar*	Beaumont, Texas	7 p.m.
Jan. 12	NICHOLLS STATE*	SAN MARCOS	7:30 p.m.
Jan. 15	Louisiana-Monroe*	Monroe, La.	7:30 p.m.
Jan. 20	NORTHWESTERN STATE*	SAN MARCOS	7:30 p.m.
Jan. 22	SAM HOUSTON STATE*	SAN MARCOS	6:30 p.m.
Jan. 27	Southeastern Louisiana*	Hammond, La.	7:45 p.m.
Jan. 29	Nicholls State*	Thibodaux, La.	5 p.m.
Feb. 5	TEXAS-ARLINGTON*	SAN MARCOS	6:30 p.m.
Feb. 9	Stephen F. Austin*	Nacogdoches, Texas	6 p.m.
Feb. 12	Texas-San Antonio*	San Antonio, Texas	4 p.m.
Feb. 16	LOUISIANA-MONROE*	SAN MARCOS	7:30 p.m.
Feb. 19	LAMAR*	SAN MARCOS	6:30 p.m.
Feb. 24	McNEESE STATE*	SAN MARCOS	7:30 p.m.
Mar. 2	Texas-Arlington*	Arlington, Texas	8 p.m.
Mar. 4	TEXAS-SAN ANTONIO*	SAN MARCOS	7:30 p.m.
Mar. 8-13	Southland Conference Classic		

Home games listed in WHITE CAPS

*Denotes Southland Conference game

All times CST and subject to change



Texas State University | SAN MARCOS
A member of the Texas State University System