

TEXAS STATE

2012 FOOTBALL

FACT BOOK








TABLE OF CONTENTS

INTRODUCTION

Quick Facts	2
Media Information	3
Media Outlets	4
Alphabetical Roster	5
Numerical Roster	7
Returning Experience	9
Roster by Position	10
Roster by Class	11
Geographical Roster	11
Preseason Depth Chart	12
Composite Schedule	13
Opponent Media Contacts	13
Season Outlook	14

2012 BOBCAT PLAYERS

Returning Players	16
Newcomers	47

COACHING STAFF

Dennis Franchione	50
Mike Schultz	52
Jeff Conway	53
Dennis Darnell	54
Jason Johnson	55
Craig Naivar	56
Brad Franchione	57
Mike Hudson	58
Reuben Vaughn	59
Jason Washington	60

SUPPORT STAFF

Blake Cundiff	61
David Gish	61
Mike Groce	62
Thad Livingston	62
Zack Lucas	62
Dick Miller	63
Andrew Watt	63
Linda Gutierrez	63
Kyle Tatum	64
Dustin Porterfield	64
Eddie Veyran	64

TEXAS STATE SYSTEM AND UNIVERSITY ADMINISTRATION

Texas State University System	65
President Denise Trauth	66
Athletic Director Larry Teis	67

2012 FOOTBALL SCHEDULE

Date	Opponent	Television Coverage	Time
Sept. 1	at Houston	Comcast Sports	7:00
Sept. 8	Texas Tech	ESPN 3	6:00
Sept. 22	Stephen F. Austin		6:00
Sept. 29	Nevada	ESPN Platform	TBA
Oct. 6	at New Mexico		TBA
Oct. 13	Idaho		6:00
Oct. 27	at San Jose State		3:00
Nov. 3	at Utah State		2:00
Nov. 10	Louisiana Tech	ESPN Platform	TBA
Nov. 17	at Navy	CBS Sports Network	2:30
Nov. 24	at UTSA		1:00
Dec. 1	New Mexico State		3:00

* - Western Athletic Conference Games: Home Games in Bold; All Times are Central

2011 IN REVIEW

2011 Season Notes	68
2011 Game Recaps	70
2011 Game Results	82
2011 Team Statistics	82
2011 Individual Statistics	82
2011 Defensive Stats	84
Individual Game-by-Game Statistics	85
Individual Game Superlatives	86
Team Game Superlatives	89
Team Game By Game Comparisons	90
Third-Down/Fourth-Down Conversions	91
Time of Possession Comparison	91
2011 Long Plays	92
2011 Honor Roll	92
2011 Single Game Leaders	93
Bobcats at a Glance	93

TEXAS STATE RECORDS

Individual Records	94
Team Records	95
Individual Single Season Leaders	96
Individual Career Leaders	102
Individual Year-by-Year Leaders	109
Bobcat All-Americans	114
Bobcat Honor Roll	115
Bobcat Team Awards	120
Bobcats In The NFL	122
All-Time Lettermen	123
Year-by-Year Results	129
All-Time Coaching Records	133
Texas State in Overtime Games	134
Year-by-Year Record	136
Bobcat Stadium Records	136

CREDITS

The 2012 Texas State Fact Book is a publication produced by the Texas State Sports Information Department. The fact book was written, edited and designed by Rick Poulter and Matt Burkholder. Cover design by Denise Thompson. Editorial contributions by the Texas State Sports Information staff- Rob Beuerlein and Steve Appelhans. Photography by Don Anders, Chandler Prude, Don Elmore, Scott Reed and Steven P. Kenney. Any reprinting or reproduction for commercial use is prohibited. Copies of this fact book are available to the general public for \$15 each and may be purchased by contacting the Texas State Sports Information Dept.

Texas State University-San Marcos is an equal opportunity educational institution and a member of the Texas State University System. This information is available in an alternative format upon request from the Office of Disability Services.

2011 FOOTBALL RESULTS

Date	Opponent	Site	Result
Sept. 03	at Texas Tech	Lubbock, Texas	L 10-50
Sept. 10	at Wyoming	Laramie, Wyo.	L 10-45
Sept. 17	Tarleton State	San Marcos, Texas	W 38-28
Sept. 24	at Stephen F. Austin	Nacogdoches, Texas	W 35-26
Oct. 01	Nicholls	San Marcos, Texas	W 38-12
Oct. 08	at McNeese State	Lake Charles, La.	W 21-14
Oct. 15	Lamar	San Marcos, Texas	W 46-21
Oct. 22	at Southeastern Louisiana	Hammond, La.	L 28-38
Oct. 29	Northwestern State	San Marcos, Texas	L 10-23
Nov. 05	Prairie View A&M	San Marcos, Texas	W 34-26
Nov. 12	at Central Arkansas	Conway, Ark.	L 22-23
Nov. 19	Sam Houston State	San Marcos, Texas	L 14-36



Introduction

QUICK FACTS

UNIVERSITY

Location ----- San Marcos, Texas
 Founded ----- 1899
 Enrollment ----- 35,000
 Nickname ----- Bobcats
 Colors ----- Maroon and Gold (PMS 504 and 872)
 Affiliation ----- NCAA Division I FBS
 Conference ----- Western Athletic
 Texas State Athletics ----- (512) 245-2114
 Texas State Ticket Office ----- (512) 245-2966

BOBCAT STADIUM INFORMATION

Stadium Name ----- Bobcat Stadium
 Field Name ----- Jim Wacker Field
 Surface ----- FieldTurf Duraspine Pro
 Official Capacity (beginning 2012; previously 16,000) ----- 30,000
 First Year ----- 1981
 Largest Crowd ----- 16,600 on Nov. 21, 1981 vs. Texas A&M-Kingsville
 Record at Bobcat Stadium ----- 106-76

UNIVERSITY ADMINISTRATION

President ----- Dr. Denise M. Trauth
 NCAA Faculty Representative ----- Dr. Paul Gowens

ATHLETICS ADMINISTRATION

Athletic Director ----- Dr. Larry Teis
 Associate AD-External Operations ----- Don Coryell
 Associate AD-Major Gifts ----- Travis Comer
 Senior Woman Administrator/Assoc. AD-Internal Operations --- Tracy Shoemake
 Assistant AD-Major Gifts ----- John Anderson
 Assistant AD ----- Karen Chisum
 Assistant AD-Facilities and Operations ----- Derek Grice
 Assistant AD-Academic Services ----- Laurie Hindson
 Assistant AD-NCAA Compliance ----- Kelsey Solis
 Assistant AD-Marketing and Promotions ----- Bryan Miller
 Assistant AD-Business Services ----- Lacy Needham
 Assistant AD-Development ----- Chris Park
 Assistant AD-Sports Information ----- Rick Poulter
 Director of Ticket Operations ----- Joe Verscueren

FOOTBALL COACHING STAFF

Head Coach ----- Dennis Franchione
 Asst. Head Coach/Co-Offensive Coord./QB ----- Mike Schultz
 Co-Offensive Coordinator/Running Backs & Tight Ends ----- Jeff Conway
 Offensive Line ----- Dennis Darnell
 Wide Receivers ----- Jason Johnson
 Defensive Coordinator/Safeties ----- Craig Naivar
 Defensive Line ----- Mike Hudson
 Defensive Tackles ----- Reuben Vaughn
 Linebackers/Special Teams Coordinator ----- Brad Franchione
 Cornerbacks ----- Jason Washington
 Director of Operations/Recruiting Coordinator ----- Michael Groce
 Offensive Graduate Assistants ----- Kyle Tatum, Eddie Veyran
 Defensive Graduate Assistant ----- Dustin Porterfield, Chris Wilson

FOOTBALL SUPPORT STAFF

Football Strength & Conditioning Coach ----- Blake Cundiff
 Strength & Conditioning Coach ----- Thad Livingston
 Equipment Manager ----- Dick Miller
 Assistant Equipment Manager ----- Zack Lucas
 Video Coordinator ----- Andrew Watt
 Athletics Trainer ----- David Gish
 Administrative Assistant ----- Linda Gutierrez

2012 TEAM INFORMATION

2011 Overall Record ----- 6-6
 Offensive Formation ----- spread
 Defensive Formation ----- 4-2-5

2012 PERSONNEL BREAKDOWN

Starters Returning/Lost ----- 28/11
 Offensive Starters Returning ----- 16 (eight fulltime)
 Defensive Starters Returning ----- 11 (nine fulltime)
 Specialists Returning ----- 1
 Lettermen Returning/Lost ----- 46/19
 Offensive Lettermen Returning ----- 24
 Defensive Lettermen Returning ----- 23
 Specialist Lettermen Returning ----- 1
 Other Returning Players ----- 17
 Four-Year Transfers ----- 11
 Junior College Transfers ----- 9
 Prep School Signees ----- 1
 High School Signees ----- 16
 Redshirts ----- 25

FOOTBALL HISTORY

First Year of Football ----- 1904
 All-Time Record ----- 491-408-26
 National Championships ----- two NCAA Division II (1981, 1982)
 Conference Championships ----- 13
 Texas Intercollegiate Athletic Association ----- two (1921, 1929)
 Lone Star Conference Championships ----- nine (1948, 1954, 1955, 1963, 1971, 1980, 1981, 1982, 1983)
 Southland Conference Championships ----- two (2005, 2008)
 NCAA Division I FCS Playoffs ----- two (2005, 2008)
 Undefeated Seasons ----- three (1921, 1963, 1982)
 10+ Win Seasons ----- four (1963, 1981, 1982, 2005)
 All-Americans ----- 44
 All-Conference First-Team ----- 202
 All-Lone Star Conference First-Team (1904-83) ----- 132
 All-Gulf Star Conference First-Team (1984-86) ----- 12
 All-Southland Conference First-Team (1987-10) ----- 58
 All-FCS Independent First-Team (2011) ----- eight
 Conference Players of the Year ----- seven

TEXAS STATE ALL-TIME HEAD COACHES

Name	Years	Record	Pct.
O. W. Strahan	1919-34	70-53-9	.564
Joe Cheaney	1935-41	23-42-5	.364
George Vest	1946-50	28-16-3	.628
Milton Jowers	1951-53, 1961-64	48-18-2	.721
R. W. Parker	1954-59	31-24-3	.560
Jack Henry	1960	2-8	.200
Bill Miller	1964-78	94-53-3	.637
Jim Wacker	1979-82	42-8	.840
John O'Hara	1983-89	36-41	.468
Dennis Franchione	1990-91	13-9	.619
Jim Bob Helduser	1992-96	20-34-1	.364
Bob DeBesse	1997-02	27-39-0	.409
Manny Matsakis	2003	4-8	.333
David Bailiff	2004-06	21-15	.583
Brad Wright	2007-10	23-23	.500
Dennis Franchione	1990-91, 2011-Present	19-15	.559

The 2012 Texas State University Football Fact Book has been prepared to provide pertinent information regarding Texas State's football program that begins playing in the NCAA Division I FBS and a member of the Western Athletic Conference this season. We at Texas State appreciate your interest in our football program and are available to assist media members in their coverage of the Bobcats.

The fact book provides background information for each coach and player on the Texas State team and an historical perspective of the football program.

Additional information is available on the Texas State athletics website (www.txstatebobcats.com) or by visiting CollegePressBox.com or contacting assistant athletic director/sports information director Rick Poulter via E-Mail at rpoulter@txstate.edu.

The primary media contact for the Texas State football program is Rick Poulter during the 2012 season. The Sports Information Office is located in Room 126 of the Darren B. Casey Athletics Administration Complex on the corner of Charles Austin Ave. and Aquarena Springs Drive. You may reach Poulter by calling (512) 738-0697 (cell) or via E-Mail at rpoulter@txstate.edu.

To assist in your coverage throughout the year, please read the media information on this page. We have developed policies and procedures which will require cooperation on the part of the media. Not complying with these policies can result in the refusal of credentials/access.

Briefly, all interviews must be arranged through the Sports Information Office at least one day in advance. All players, coaches and support staff will not take part in an interview unless scheduled by the Sports Information Office. The Texas State Sports Information staff is available to help make your coverage of Texas State football as effortless as possible.

TEXAS STATE ON THE WEB



The official website for the Texas State Athletics Department, www.txstatebobcats.com, supplies Bobcat fans around the world with the news and features on the Texas State football team.

The football page on the site provides press releases, rosters, bios, depth charts, schedules, team statistics, game notes, quotes from weekly media luncheons and postgame

press conferences, photo galleries, audio and video highlights for media.

The premium content Texas State All-Access at www.txstatebobcats.com provides even greater access to the Bobcats for Texas State fans. Every week during the season, Texas State All-Access carries video of Texas State's post-game press conferences.

In addition, live statistics, video and audio streaming of each home game is provided. For road games, live statistics and audio streaming is available through the All-Access page.

TEXAS STATE OFFICIAL SOCIAL MEDIA PAGES

Texas State Athletics offers its fans and media numerous ways to follow Bobcat football through various Twitter and Facebook pages. Below are internet addresses for each page:



TWITTER

Texas State Athletics, including football: @TXSTATEBOBCATS
 Head coach Dennis Franchione: @CoachFranTXST



FACEBOOK FAN PAGES

Texas State Athletics: <http://www.facebook.com/TXStateBobcats>
 Texas State Football: <http://www.facebook.com/TXStateBobcatFootball>

TXST, NOT 'TSU'

In editorial references to Texas State athletics, media outlets are asked to refrain from the use of the 'TSU' acronym. Print and broadcast outlets are asked to use 'Texas State' and 'Bobcats'. For those using acronyms, please use 'TXST.'

TEXAS STATE SPORTS INFORMATION

Assistant Athletics Director (Football Contact) -----	Rick Poulter
Office Phone-----	512-245-2966
Cell Phone-----	512-738-0697
E-Mail-----	rpoulter@txstate.edu
Assistant SID (Secondary Football Contact)-----	Denise Thompson
Office Phone-----	512-245-2988
Assistant SID-----	Rob Beuerlein
Office Phone-----	512-245-4692
Assistant SID-----	Steve Appelhans
Office Phone-----	512-245-4387
Mailing Address -----	Texas State Sports Information Darren B. Casey Athletics Administration Complex Room 126 601 University Drive San Marcos, TX 78666

Western Athletic Conference Communications

Associate Commissioner/Football Contact-----	Dave Chaffin
Office Phone-----	303-962-4212
Cell Phone-----	720-988-6610
E-Mail-----	dchaffin@wac.org
Director of Media Relations -----	Jason Erickson
Director of Media Relations -----	Hope Shuler
Website-----	www.wacsports.com
E-Mail -----	wac@wac.org

collegepressbox.com
 SINCE 2005 EVERYTHING BUT THE PRE-GAME MEAL

CollegePressbox.com is the official media website for WAC football. Access and download weekly game notes, quotes, statistics, media guides, head shots, logos and more for each conference and its member schools. Login information will be distributed to accredited media or you can apply for a password by sending an e-mail to password@collegepressbox.com.

WEEKLY INTERVIEW OPPORTUNITIES

WEEKLY PRESS LUNCHEON

Head coach Dennis Franchione meets with the media each Tuesday preceding a game in the Sac N' Pac Room on the second level of Bobcat Stadium's End Zone Complex. Lunch is served at 11:30 a.m. and is followed by interviews.

ADDITIONAL INTERVIEWS

In addition to Tuesday's media luncheon, Coach Franchione, assistant coaches and Texas State players are available for interviews after practice on Tuesday and Wednesday. Requests should be directed to Rick Poulter in the Sports Information Office with at least one day advance notice. Student-athlete's phone numbers will not be given out. Coaches and student-athletes are not available for interviews the day before a game or on game day.

WAC WEEKLY FOOTBALL COACHES TELECONFERENCE

Coach Franchione also is available for interviews on the Western Athletic Conference's weekly football coaches teleconference every Monday beginning Aug. 27 and running through Nov. 19. The teleconference begins at 11:30 a.m. (Central) and coach Franchione is scheduled to be on the call at 11:46 a.m. for a seven-minute time period to preview the upcoming opponent and answer questions from the media.



PRACTICE COVERAGE

Most practices are open. Head coach Dennis Franchione, other members of the coaching staff and players are available to meet with media after each practice on Tuesday and Wednesday. Requests for player interviews at least 24 hours in advance are appreciated. Check with the Sports Information Office for status of media attendance at Texas State football practices.



Introduction

PRACTICE LOCATIONS

Practice locations will rotate between the Jim Wacker Field at Bobcat Stadium and the Texas State football practice fields located behind the outfield fences of the baseball and softball complex.

HOME GAME COVERAGE INFORMATION

MEDIA CREDENTIALS

Working media and photographer credentials for Texas State's home games are distributed through the Sports Information Office. Requests should be made by sports editors or sports directors of accredited media outlets on company letterhead. Requests should be made as early as possible and should be limited to working media only.

Send credential requests to Rick Poulter, Assistant AD/Sports Information via E-Mail at rpoulter@txstate.edu or via fax by dialing 512-245-2967.

Media parking at Bobcat Stadium is available on a limited basis on the northwest side of the stadium. Requests for parking passes should be made well in advance to the Sports Information Office.

TEXAS STATE PRESS BOX

The Texas State Press Box, located on the fourth level of the Jerry D. and Linda Gregg Fields West Side Complex at Bobcat Stadium, opens three hours prior to each game. The working press box, coaches' booths and radio/TV booths are located on the same level. Media credentials are required for admittance to the press box and for pregame meals.

GAME DAY SERVICES

Pregame notes and programs are provided prior to the game. Play-by-Play, team and individual statistics, along with postgame quotes and notes will be provided. Game statistics are also distributed via E-Mail following the conclusion of the game. To be included in the postgame distribution list, please contact Rick Poulter via E-Mail at rpoulter@txstate.edu.

SIDELINES

Texas State follows guidelines set forth by the NCAA Public Relations Committee, the NCAA Football Rules Committee, the American Football Coaches Association and the National Press Photographers Association.

Photographers are not permitted to shoot between the 25-yard lines and must have credentials visible at all times. In an effort to ensure the best possible working conditions for media photographers, uniformed security personnel will be patrolling the sidelines. Anyone holding a media pass who is not actively involved in coverage of the game will be escorted from the sideline. Similar procedures will be in effect in the press box.

POSTGAME INTERVIEWS

Texas State holds its postgame interviews in the team meeting room located inside the End Zone Complex at Bobcat Stadium. Texas State head coach Dennis Franchione and requested players are available approximately 10 minutes after each game. **Texas State's locker room is closed following each game and practice.**

Visiting SID's will establish media interview and locker room admittance policies for their respective teams.

PHOTOGRAPHERS/VIDEOGRAPHERS

Cameras are permitted only during interview sessions and during the first 30 minutes of each practice on the sidelines with prior approval by the SID and coaching staff. At no time should photographers shoot on the playing field.

MEDIA SERVICES

Pregame packets including notes, statistics and game-day programs will be available prior to the game. Statistics and play-by-play are distributed after each quarter. Game statistical books, along with postgame notes and quotes are distributed in the press box following each game.

WEB-BASED MEDIA

Web-based media from sites affiliated with established, nationally recognized news gathering organizations are eligible for media credentials. Online media with an emphasis on the recruitment of potential student-athletes (that

MEDIA COVERING THE BOBCATS NEWSPAPERS

San Marcos Daily Record ----- (512) 392-2458
Sports editor: Randy Stevens; Texas State beat writer: Tyler Mayforth

Austin American-Statesman----- (800) 777-0833
Assistant sports editor: Rich Tijerina. columnist: Kirk Bohls

San Antonio Express-News----- (800) 555-1551
Sports editor: Burt Henry. assistant sports editor and Texas State beat writer: Jerry Briggs

New Braunfels Herald-Zeitung----- (830) 625-9144
Sports editor: Chris Hoffman

University Star ----- (512) 245-3489
Sports editor: Cameron Irvine

RADIO

KTSW-FM, San Marcos----- (512) 245-3485
Sports director: Karl Schoenning

KGNB, New Braunfels ----- (830) 625-7311
1540 Loop 337 North, New Braunfels, TX 78130
Sports director: Brant Freeman

ESPN Austin ----- (512) 346-8255
Program Director: Erin Hogan. Talk Show Hosts: Chip Brown, Beau Edge, J.D. Lewis, Sean Adams, Chance Mock, Geoff Ketchum, Chad Hastings, Steve Foster, Eddie Cross

TELEVISION

KTBC-TV (Fox), Austin ----- (512) 474-5113
Sports director: Dave Cody. weekend anchor: John Hygh. reporter: Dennis De la Peña

KVUE-TV (ABC), Austin ----- (512) 459-2065
Sports director: Mike Barnes. weekend anchor: Matt Mitchell; reporter: Cory Hepola

KXAN-TV (NBC), Austin ----- (512) 703-5214
Sports director: Roger Wallace. reporters: Brian Sanders, Brent Carney

KEYE-TV (CBS), Austin ----- (512) 490-2172
Sports director: Bob Ballou. weekend anchor: Courtney Timmons; anchor/reporter: Adam Winkler

YNN (Your News Now) Austin----- (512) 531-8860
Sports director: Ricky Doyle. anchor/reporters: Mike Berman, Julia Morales, Joaquin Sanchez. producer: Dennis Kelly

meet the above qualification) can request one (1) credential if the purpose of attending a game/event to write a recap. Credentials will not be granted to any online agency operating sites that are in any way affiliated with gambling, or to "freelance" or "fan-based" sites that are not affiliated with an established news gathering organization. Live, real-time updates of Texas State home games are the property of Texas State University and unauthorized transmission of such is not permitted.

WAC WEEKLY FOOTBALL COACHES' TELECONFERENCE

The WAC will hold a weekly football coaches' teleconference each Monday beginning Aug. 27 and running through Nov. 19. The teleconference begins at 11:30 a.m. (CT). The schedule is as follows (times listed are central):

- | | |
|---|--|
| 11:30-Dave Chaffin, WAC | 11:53-Sonny Dykes, Louisiana Tech |
| 11:32-Mike MacIntyre, San Jose State | 12:00-DeWayne Walker, New Mexico State |
| 11:39-Larry Coker, UTSA | 12:07-Gary Andersen, Utah State |
| 11:46-Dennis Franchione, Texas State | 12:14-Robb Akey, Idaho |

Each coach will make general comments relative to the most recent game and/or the upcoming opponent, and then media members will be able to ask questions. In addition, the WAC Players of the Week will be announced along with any pertinent information or special announcements. Please contact Dave Chaffin at the WAC office at dchaffin@wac.org to request the number to call and a pass code. A replay of the teleconference will be made available on the WAC's website by following the Media Center link.



2012 FOOTBALL ALPHABETICAL ROSTER

No.	Name	Pos.	Ht.	Wt.	Cl.	Exp.	Hometown	High School	Last School
5	Justin Albritton	CB	5'11"	185	Fr.	HS	Hankamer, Texas	Anahuac HS	
	Damani Alexee	S	6'2"	175	Fr.	HS	League City, Texas	Clear Springs HS	
4	Khary Alexcee	S/LB	5'11"	190	So.	TR	League City, Texas	Clear Springs HS	North Texas
86	Ed Amerson	WR	6'0"	218	Sr.	2L	Fort Worth, Texas	Keller Central HS	Austin CC
12	Tyler Arndt	QB	6'4"	221	Jr.	2L	Cuero, Texas	Cuero HS	
53	Devin Baker	OL	6'5"	283	Jr.	2L	Canyon Lake, Texas	Smithson Valley HS	
31	Joplo Bartu	LB	6'2"	229	Sr.	3L	Hockley, Texas	Waller HS	
6	Isaiah Battle	WR	5'11"	190	Jr.	1L	Cypress, Texas	Cypress Woods HS	Blinn College
	Adrian Bellard	OL	6'5"	310	Fr.	HS	Brenham, Texas	Brenham HS	
26	Phillip Benning	CB	6'0"	175	Jr.	2L	The Colony, Texas	The Colony HS	
42	Brett Blackburn	RB	5'10"	210	So.	SQ	McGregor, Texas	McGregor HS	
37	Tyler Blades	S	6'0"	197	Fr.	RS	San Antonio, Texas	S.A. Christian HS	
96	Justin Booth	DL	6'5"	259	Fr.	HS	Dayton, Texas	Dayton HS	
41	Prestin Brown	TE	6'3"	270	Jr.	2L	Chishocogo, Minn.	Grand Prairie (Texas) HS	
1	Weston Card	S	6'2"	193	So.	HS	Houston, Texas	Cypress Woods HS	
82	Elijah Cash	WR	6'1"	191	Fr.	RS	Austin, Texas	Lyndon B. Johnson HS	
24	Larry Centers, Jr.	WR	5'10"	185	So.	TR	Nacogdoches, Texas	Tatum HS	SMU
16	Tyler Chase	S	5'10"	186	So.	1L	Rowlett, Texas	Rowlett HS	
43	Jamie Clavell-Head	DL	6'3"	277	Jr.	2L	Reno, Nev.	Bishop Manogue HS	
79	Jeff Clermond	OL	6'2"	304	Jr.	2L	DeSoto, Texas	DeSoto HS	
39	Chandler Coffey	S	6'1"	200	Jr.	SQ	Sugar Land, Texas	Clements HS	
63	Lee Conoly	OL	6'3"	293	Jr.	2L	Lubbock, Texas	Frenship HS	
78	Jackson Costello	OL	6'4"	273	Fr.	RS	The Woodlands, Texas	College Park HS	
68	Zach Crawford	OL	6'2"	298	Fr.	RS	Austin, Texas	Westwood HS	
28	Marcus Curry	RB	5'11"	211	Sr.	1L	Carrollton, Texas	Hebron HS	Navy
18	Xavier Daniels	S	6'0"	168	Jr.	2L	Giddings, Texas	Giddings HS	
48	Jason Dann	PK/P	6'0"	175	So.	TR	Dallas, Texas	Lake Highlands HS	Nebraska
8	Duke DeLancellotti	QB	6'1"	186	Jr.	TR	San Clemente, Calif.	San Clemente HS	Santa Ana College
7	Jeremy Dickey	S	6'0"	190	So.	TR	Liberty, Texas	Liberty HS	Tarleton State
84	Kyle Doll	TE	6'5"	220	Jr.	1L	College Station, Texas	A&M Consolidated HS	Blinn JC
32	Brett Donaldson	S	6'2"	210	Fr.	RS	St. Joseph, Mo.	Central HS	
48	Dylan Dumas	DL	6'0"	230	Fr.	RS	China Spring, Texas	China Spring HS	
13	Andy Erickson	WR	5'10"	170	Jr.	1L	Austin, Texas	Lake Travis HS	Rice
55	Adley Eshraghipour	OL	6'4"	265	Sr.	3L	Arlington, Texas	Martin HS	UNLV
99	Thomas Evans	DL	6'4"	245	Jr.	TR	Davis, Calif.	Mission Viejo HS	American River City College
29	David Farris	CB	5'9"	163	So.	TR	Pearland, Texas	Dawson HS	UTSA
50	Collin Fissell	OL	6'2"	289	So.	1L	Katy, Texas	Seven Lakes HS	
20	Terrence Franks	RB	5'10"	194	So.	1L	Angleton, Texas	Angleton HS	
66	Matt Freeman	OL	6'2"	279	Fr.	RS	Abilene, Texas	Cooper HS	
80	Jafus Gaines	WR	5'11"	170	Fr.	RS	Houston, Texas	Chavez HS	
85	Ryan Garrey	WR	5'11"	174	Fr.	RS	Plano, Texas	Plano East HS	
37	Tim Gay	RB	5'11"	210	Fr.	RS	Houston, Texas	Chavez HS	
76	David George	DL	6'4"	286	So.	RS	Pearland, Texas	Dawson HS	
7	Michael Gilmore	WR	5'7"	147	So.	1L	La Marque, Texas	La Marque HS	
83	Colby Goodwin	TE	6'5"	226	Jr.	1L	Cypress, Texas	Cy Fair HS	Utah
52	Damon Grant	LB	6'0"	246	Sr.	SQ	San Antonio, Texas	Cole HS	Prairie View A&M
	Matt Gray	OL	6'6"	300	Fr.	HS	Prattville, Ala.	Prattville HS	
51	Drew Hamilton	LB	6'0"	215	So.	1L	Hickory Creek, Texas	Lake Dallas HS	
88	Chase Harper	TE	6'5"	270	Sr.	1L	Austin, Texas	Pflugerville Conally HS	Navarro College
11	Tim Hawkins	WR	6'2"	200	Sr.	3L	Corpus Christi, Texas	Carroll HS	
40	Brixx Hawthorne	S	5'10"	200	So.	TR	Weimar, Texas	Weimar HS	Mary Hardin Baylor
90	Jarrett Haywood	DL	6'4"	242	Sr.	1L	Bastrop, Texas	Bastrop HS	Cisco College
94	Darius Hood	DL	6'0"	285	Fr.	HS	Plano, Texas	Plano East HS	
9	Hunter Huewitt	CB	5'9"	165	Fr.	RS	Pearland, Texas	Dawson HS	
1	Benjamin Ijah	WR	6'3"	210	So.	RS	San Diego, Calif.	Murrietta Valley HS	Southwestern College
33	Dexter Imade	RB	5'11"	207	Jr.	1L	Rowlett, Texas	Rowlett HS	
8	Justin Iwuji	S	5'11"	201	Jr.	2L	Carrollton, Texas	Hebron HS	
38	Tymajrick Jackson	S	6'0"	186	Fr.	RS	Fort Worth, Texas	Wyatt HS	
74	Stephan Jacobs	OL	6'3"	269	Fr.	RS	Houston, Texas	Nimitz HS	
	Jerrid Jeter-Gilmon	LB	6'0"	218	Fr.	HS	Brenham, Texas	Brenham HS	
62	Bryton Johnson	DL	6'4"	280	So.	SQ	Mexia, Texas	Mexia HS	
38	Will Johnson	PK	6'3"	192	So.	1L	Bryan, Texas	Rudder HS	
3	Kenneth Jones, Jr.	CB	5'10"	175	Fr.	RS	Bryan, Texas	Hearne HS	
47	Austin Kirpes	DL	6'1"	210	So.	SQ	Rowlett, Texas	Rowlett HS	
49	Jacob Klemstein	TE	6'5"	192	So.	TR	Comfort, Texas	Comfort HS	Tarleton State
	Hayden Lambert	OL	6'5"	265	Fr.	HS	Aledo, Texas	Aledo HS	



Introduction

2012 FOOTBALL ALPHABETICAL ROSTER

No.	Name	Pos.	Ht.	Wt.	Cl.	Exp.	Hometown	High School	Last School
87	David Lewis	TE	6'4"	241	Jr.	2L	Kingsville, Texas	H.M. King HS	
34	Brian Lilly	LB	6'0"	241	Sr.	3L	Denison, Texas	Denison HS	
67	Kevin Long	DS	6'0"	245	Jr.	SQ	Round Rock, Texas	Stony Point HS	
47	Grant Lovelady	RB	5'10"	205	So.	SQ	Nederland, Texas	Nederland HS	
	Robert Lowe	RB	5'10"	200	Fr.	HS	Waxahachie, Texas	Waxahachie HS	
42	Tomas Luna	LB	5'9"	192	Jr.	1L	Missouri City, Texas	Hightower HS	Houston
25	Craig Mager	CB	5'11"	191	So.	1L	Luling, Texas	Luling HS	
	Jaryl Mamea	DE	6'1"	255	Jr.	TR	Fagasa, American Samoa	Samoana HS	Chabot CC
10	Aaron Matthews	S	6'3"	188	Sr.	1L	Fresno, Calif.	Franklin HS	San Joaquin Delta CC
3	Cody Matthews	WR	6'4"	208	Jr.	2L	San Antonio, Texas	Smithson Valley HS	
21	Claudio Mayen	RB	5'7"	188	Jr.	TR	Houston, Texas	Clear Lake HS	San Jacinto College
64	Samuel Mayes	DL	6'0"	275	Fr.	RS	Spring, Texas	DeKaney HS	
	David Mayo	LB	6'2"	228	Jr.	TR	Scappoose, Ore.	Scappoose HS	Santa Monica CC
92	Ryan McClain	DL	6'1"	201	Fr.	RS	Livingston, Texas	Livingston HS	
	Dallas McClarty	DT	5'11"	280	Fr.	HS	League City, Texas	Clear Springs HS	
91	Blake McColloch	DL	6'5"	271	Jr.	2L	Midland, Texas	Greenwood HS	
15	Jason McLean	S	5'11"	201	Sr.	3L	San Antonio, Texas	Madison HS	
	Damion McMiller	LB	6'3"	230	Jr.	TR	Stockton, Calif.	Lincoln HS	San Joaquin Delta CC
	Ryan Melton	OL/TE	6'5"	285	Fr.	HS	Liberty, Texas	Liberty HS	
59	Blake Meuth	DL	6'3"	220	So.	HS	Katy, Texas	Katy HS	
9	Deche Milburn	WR	5'11"	190	So.	SQ	League City, Texas	Clear Springs HS	
89	Bradley Miller	TE	6'5"	221	So.	1L	Sealy, Texas	New Mexico	
22	David Mims II	CB	5'11"	198	Fr.	RS	Daingerfield, Texas	Daingerfield HS	
20	Chad Moncure	S	6'0"	189	So.	TR	Sugar Land, Texas	Travis HS	UTEP
2	Jordan Moore	QB	6'2"	185	Fr.	HS	Houston, Texas	Aldine HS	Navy Prep
2	Darryl Morris	CB	5'10"	188	Sr.	3L	San Antonio, Texas	Warren HS	
16	Mac Morse	QB	6'1"	214	Fr.	RS	Dallas, Texas	Pearce HS	
	Fred Nixon	QB	6'3"	200	Fr.	HS	Willis, Texas	Willis HS	
97	Jordan Norfleet	DL	6'2"	241	Jr.	2L	Houston, Texas	Clear Brook HS	
30	Chris Nutall	RB	5'8"	191	So.	1L	College Station, Texas	A&M Consolidated HS	
58	Tyler Potter	OL	6'4"	300	Jr.	TR	Corona, Calif.	Santiago HS	Santa Ana CC
10	Jack Rhoades	QB	6'3"	183	Fr.	RS	Cameron, Texas	C.J. Yoe HS	
35	Tylond Robertson	DL	6'3"	242	Fr.	RS	Hempstead, Texas	Hempstead HS	
44	Joshuaé Robinson	LB	5'11"	235	Fr.	RS	Abilene, Texas	Cooper HS	
	Felix Romero	OL	6'4"	297	Fr.	HS	Cedar Park, Texas	Cedar Park HS	
36	Jordan Rose	S	5'10"	193	So.	TR	Pearland, Texas	Dawson HS	Southern
17	Shaun Rutherford	QB	6'0"	187	Sr.	1L	Bay City, Texas	Bay City HS	Blinn JC
61	Josh Sell	OL	6'2"	290	So.	HS	Liberty, Texas	Liberty HS	
60	Joey Simone	OL	6'3"	304	Jr.	SQ	Richmond, Texas	Foster HS	
70	Andrew Sims	OL	6'3"	283	Jr.	RS	Ventura, Calif.	Saint Bonaventure HS	Ventura CC
	Brandon Smith	WR	6'2"	170	Fr.	HS	Prattville, Ala.	Prattville HS	
	Stephen Smith	LB	6'3"	205	Fr.	HS	Missouri City, Texas	Dulles HS	
	Martel Summers	DB	6'1"	190	Fr.	HS	Leander, Texas	Leander HS	
27	Colby Targun	S	5'11"	190	So.	1L	Scottsdale, Ariz.	Chaparral HS	
98	Kamu Taulelei	DL	6'1"	276	Jr.	TR	Fagatogo, American Samoa	Radford HS	Chabot College
72	Charlie Will Tuttle	OL	6'2"	293	So.	1L	Wimberley, Texas	Wimberley HS	
24	Zach Velliquette	CB	5'10"	183	So.	1L	Katy, Texas	Cinco Ranch HS	Houston
95	Jonathan Ward	DE	6'1"	233	Sr.	2L	Lumberton, Texas	Lumberton HS	
56	Thaddeus Watkins	OL	6'5"	286	Sr.	1L	Pleasant Hill, Calif.	Diablo Valley HS	
21	Mario Wiggins	S	6'1"	190	Sr.	2L	San Antonio, Texas	Madison HS	
57	Keishe Wilcox	LB	6'2"	228	Fr.	RS	League City, Texas	Clear Springs HS	
71	Deshun Williams	DL	5'11"	299	Jr.	2L	Carthage, Texas	Carthage HS	
19	Preston Willis	WR	6'2"	188	Fr.	HS	Manfield, Texas	Mansfield HS	
	Rodney Woodland, Jr.	WR	5'10"	180	Jr.	TR	Detroit, Mich.	St. Mary's Prep	Saddleback JC
93	Jacob Woten	DL	6'4"	244	Jr.	TR	Olathe, Kan.	East HS	Fort Scott CC
75	Mike Yoder	OL	6'5"	297	Jr.	RS	Kingwood, Texas	Kingwood HS	Blinn JC
65	Favian Zamora-Torres	OL	6'2"	316	Jr.	RS	Mission, Texas	Veterans Memorial HS	Robert Morris



2012 FOOTBALL NUMERICAL ROSTER

No.	Name	Pos.	Ht.	Wt.	Cl.	Exp.	Hometown	High School	Last School
1	Benjamin Ijah	WR	6'3"	210	So.	RS	San Diego, Calif.	Murrietta Valley HS	Southwestern College
1	Weston Card	S	6'2"	193	So.	HS	Houston, Texas	Cypress Woods HS	
2	Darryl Morris	CB	5'10"	188	Sr.	3L	San Antonio, Texas	Warren HS	
2	Jordan Moore	QB	6'2"	185	Fr.	HS	Houston, Texas	Aldine HS	Navy Prep
3	Cody Matthews	WR	6'4"	208	Jr.	2L	San Antonio, Texas	Smithson Valley HS	
3	Kenneth Jones, Jr.	CB	5'10"	175	Fr.	RS	Bryan, Texas	Hearne HS	
4	Khary Alexcee	S/LB	5'11"	190	So.	TR	League City, Texas	Clear Springs HS	North Texas
5	Justin Albritton	CB	5'11"	185	Fr.	HS	Hankamer, Texas	Anahuac HS	
6	Isaiah Battle	WR	5'11"	190	Jr.	1L	Cypress, Texas	Cypress Woods HS	Blinn College
7	Michael Gilmore	WR	5'7"	147	So.	1L	La Marque, Texas	La Marque HS	
7	Jeremy Dickey	S	6'0"	190	So.	TR	Liberty, Texas	Liberty HS	Tarleton State
8	Justin Iwuji	S	5'11"	201	Jr.	2L	Carrollton, Texas	Hebron HS	
8	Duke DeLancellotti	QB	6'1"	186	Jr.	TR	San Clemente, Calif.	San Clemente HS	Santa Ana College
9	Deche Milburn	WR	5'11"	190	So.	SQ	League City, Texas	Clear Springs HS	
9	Hunter Huewitt	CB	5'9"	165	Fr.	RS	Pearland, Texas	Dawson HS	
10	Aaron Matthews	S	6'3"	188	Sr.	1L	Fresno, Calif.	Franklin HS	San Joaquin Delta CC
10	Jack Rhoades	QB	6'3"	183	Fr.	RS	Cameron, Texas	C.J. Yoe HS	
11	Tim Hawkins	WR	6'2"	200	Sr.	3L	Corpus Christi, Texas	Carroll HS	
12	Tyler Arndt	QB	6'4"	221	Jr.	2L	Cuero, Texas	Cuero HS	
13	Andy Erickson	WR	5'10"	170	Jr.	1L	Austin, Texas	Lake Travis HS	Rice
15	Jason McLean	S	5'11"	201	Sr.	3L	San Antonio, Texas	Madison HS	
16	Tyler Chase	S	5'10"	186	So.	1L	Rowlett, Texas	Rowlett HS	
16	Mac Morse	QB	6'1"	214	Fr.	RS	Dallas, Texas	Pearce HS	
17	Shaun Rutherford	QB	6'0"	187	Sr.	1L	Bay City, Texas	Bay City HS	Blinn JC
18	Xavier Daniels	S	6'0"	168	Jr.	2L	Giddings, Texas	Giddings HS	
19	Preston Willis	WR	6'2"	188	Fr.	HS	Manfield, Texas	Mansfield HS	
20	Terrence Franks	RB	5'10"	194	So.	1L	Angleton, Texas	Angleton HS	
20	Chad Moncure	S	6'0"	189	So.	TR	Sugar Land, Texas	Travis HS	UTEP
21	Mario Wiggins	S	6'1"	190	Sr.	2L	San Antonio, Texas	Madison HS	
21	Claudio Mayen	RB	5'7"	188	Jr.	TR	Houston, Texas	Clear Lake HS	San Jacinto College
22	David Mims II	CB	5'11"	198	Fr.	RS	Daingerfield, Texas	Daingerfield HS	
24	Larry Centers, Jr.	WR	5'10"	185	So.	TR	Nacogdoches, Texas	Tatum HS	SMU
24	Zach Velliquette	CB	5'10"	183	So.	1L	Katy, Texas	Cinco Ranch HS	Houston
25	Craig Mager	CB	5'11"	191	So.	1L	Luling, Texas	Luling HS	
26	Phillip Benning	CB	6'0"	175	Jr.	2L	The Colony, Texas	The Colony HS	
27	Colby Targun	S	5'11"	190	So.	1L	Scottsdale, Ariz.	Chaparral HS	
28	Marcus Curry	RB	5'11"	211	Sr.	1L	Carrollton, Texas	Hebron HS	Navy
29	David Farris	CB	5'9"	163	So.	TR	Pearland, Texas	Dawson HS	UTSA
30	Chris Nutall	RB	5'8"	191	So.	1L	College Station, Texas	A&M Consolidated HS	
31	Joplo Bartu	LB	6'2"	229	Sr.	3L	Hockley, Texas	Waller HS	
33	Dexter Imade	RB	5'11"	207	Jr.	1L	Rowlett, Texas	Rowlett HS	
34	Brian Lilly	LB	6'0"	241	Sr.	3L	Denison, Texas	Denison HS	
35	Tylond Robertson	DL	6'3"	242	Fr.	RS	Hempstead, Texas	Hempstead HS	
36	Jordan Rose	S	5'10"	193	So.	TR	Pearland, Texas	Dawson HS	Southern
37	Tim Gay	RB	5'11"	210	Fr.	RS	Houston, Texas	Chavez HS	
37	Tyler Blades	S	6'0"	197	Fr.	RS	San Antonio, Texas	S.A. Christian HS	
38	Will Johnson	PK	6'3"	192	So.	1L	Bryan, Texas	Rudder HS	
38	Tymajaick Jackson	S	6'0"	186	Fr.	RS	Fort Worth, Texas	Wyatt HS	
39	Chandler Coffey	S	6'1"	200	Jr.	SQ	Sugar Land, Texas	Clements HS	
40	Brixx Hawthorne	S	5'10"	200	So.	TR	Weimar, Texas	Weimar HS	Mary Hardin Baylor
41	Prestin Brown	TE	6'3"	270	Jr.	2L	Chishocogo, Minn.	Grand Prairie (Texas) HS	
42	Tomas Luna	LB	5'9"	192	Jr.	1L	Missouri City, Texas	Hightower HS	Houston
42	Brett Blackburn	RB	5'10"	210	So.	SQ	McGregor, Texas	McGregor HS	
43	Jamie Clavell-Head	DL	6'3"	277	Jr.	2L	Reno, Nev.	Bishop Manogue HS	
44	Joshuaé Robinson	LB	5'11"	235	Fr.	RS	Abilene, Texas	Cooper HS	
47	Austin Kirpes	DL	6'1"	210	So.	SQ	Rowlett, Texas	Rowlett HS	
47	Grant Lovelady	RB	5'10"	205	So.	SQ	Nederland, Texas	Nederland HS	
48	Jason Dann	PK/P	6'0"	175	So.	TR	Dallas, Texas	Lake Highlands HS	Nebraska
48	Dylan Dumas	DL	6'0"	230	Fr.	RS	China Spring, Texas	China Spring HS	
49	Jacob Klemstein	TE	6'5"	192	So.	TR	Comfort, Texas	Comfort HS	Tarleton State
50	Collin Fissell	OL	6'2"	289	So.	1L	Katy, Texas	Seven Lakes HS	
51	Drew Hamilton	LB	6'0"	215	So.	1L	Hickory Creek, Texas	Lake Dallas HS	
52	Damon Grant	LB	6'0"	246	Sr.	SQ	San Antonio, Texas	Cole HS	Prairie View A&M
53	Devin Baker	OL	6'5"	283	Jr.	2L	Canyon Lake, Texas	Smithson Valley HS	
55	Adley Eshraghipour	OL	6'4"	265	Sr.	3L	Arlington, Texas	Martin HS	UNLV
56	Thaddeus Watkins	OL	6'5"	286	Sr.	1L	Pleasant Hill, Calif.	Diablo Valley HS	



Introduction

2012 FOOTBALL NUMERICAL ROSTER

No.	Name	Pos.	Ht.	Wt.	Cl.	Exp.	Hometown	High School	Last School
57	Keishe Wilcox	LB	6'2"	228	Fr.	RS	League City, Texas	Clear Springs HS	
58	Tyler Potter	OL	6'4"	300	Jr.	TR	Corona, Calif.	Santiago HS	Santa Ana CC
59	Blake Meuth	DL	6'3"	220	So.	HS	Katy, Texas	Katy HS	
60	Joey Simone	OL	6'3"	304	Jr.	SQ	Richmond, Texas	Foster HS	
61	Josh Sell	OL	6'2"	290	So.	HS	Liberty, Texas	Liberty HS	
62	Bryton Johnson	DL	6'4"	280	So.	SQ	Mexia, Texas	Mexia HS	
63	Lee Conoly	OL	6'3"	293	Jr.	2L	Lubbock, Texas	Frenship HS	
64	Samuel Mayes	DL	6'0"	275	Fr.	RS	Spring, Texas	DeKaney HS	
65	Favian Zamora-Torres	OL	6'2"	316	Jr.	RS	Mission, Texas	Veterans Memorial HS	Robert Morris
66	Matt Freeman	OL	6'2"	279	Fr.	RS	Abilene, Texas	Cooper HS	
67	Kevin Long	DS	6'0"	245	Jr.	SQ	Round Rock, Texas	Stony Point HS	
68	Zach Crawford	OL	6'2"	298	Fr.	RS	Austin, Texas	Westwood HS	
70	Andrew Sims	OL	6'3"	283	Jr.	RS	Ventura, Calif.	Saint Bonaventure HS	Ventura CC
71	Deshun Williams	DL	5'11"	299	Jr.	2L	Carthage, Texas	Carthage HS	
72	Charlie Will Tuttle	OL	6'2"	293	So.	1L	Wimberley, Texas	Wimberley HS	
74	Stephan Jacobs	OL	6'3"	269	Fr.	RS	Houston, Texas	Nimitz HS	
75	Mike Yoder	OL	6'5"	297	Jr.	RS	Kingwood, Texas	Kingwood HS	Blinn JC
76	David George	DL	6'4"	286	So.	RS	Pearland, Texas	Dawson HS	
78	Jackson Costello	OL	6'4"	273	Fr.	RS	The Woodlands, Texas	College Park HS	
79	Jeff Clermond	OL	6'2"	304	Jr.	2L	DeSoto, Texas	DeSoto HS	
80	Jafus Gaines	WR	5'11"	170	Fr.	RS	Houston, Texas	Chavez HS	
82	Elijah Cash	WR	6'1"	191	Fr.	RS	Austin, Texas	Lyndon B. Johnson HS	
83	Colby Goodwin	TE	6'5"	226	Jr.	1L	Cypress, Texas	Cy Fair HS	Utah
84	Kyle Doll	TE	6'5"	220	Jr.	1L	College Station, Texas	A&M Consolidated HS	Blinn JC
85	Ryan Garrey	WR	5'11"	174	Fr.	RS	Plano, Texas	Plano East HS	
86	Ed Amerson	WR	6'0"	218	Sr.	2L	Fort Worth, Texas	Keller Central HS	Austin CC
87	David Lewis	TE	6'4"	241	Jr.	2L	Kingsville, Texas	H.M. King HS	
88	Chase Harper	TE	6'5"	270	Sr.	1L	Austin, Texas	Pflugerville Conally HS	Navarro College
89	Bradley Miller	TE	6'5"	221	So.	1L	Sealy, Texas	New Mexico	
90	Jarrett Haywood	DL	6'4"	242	Sr.	1L	Bastrop, Texas	Bastrop HS	Cisco College
91	Blake McColloch	DL	6'5"	271	Jr.	2L	Midland, Texas	Greenwood HS	
92	Ryan McClain	DL	6'1"	201	Fr.	RS	Livingston, Texas	Livingston HS	
93	Jacob Woten	DL	6'4"	244	Jr.	TR	Olathe, Kan.	East HS	Fort Scott CC
94	Darius Hood	DL	6'0"	285	Fr.	HS	Plano, Texas	Plano East HS	
95	Jonathan Ward	DE	6'1"	233	Sr.	2L	Lumberton, Texas	Lumberton HS	
96	Justin Booth	DL	6'5"	259	Fr.	HS	Dayton, Texas	Dayton HS	
97	Jordan Norfleet	DL	6'2"	241	Jr.	2L	Houston, Texas	Clear Brook HS	
98	Kamu Taulelei	DL	6'1"	276	Jr.	TR	Fagatogo, American Samoa	Radford HS	Chabot College
99	Thomas Evans	DL	6'4"	245	Jr.	TR	Davis, Calif.	Mission Viejo HS	American River City College

2012 FOOTBALL FALL ADDITIONS

Name	Pos.	Ht.	Wt.	Cl.	Exp.	Hometown	High School	Last School
Damani Alexee	S	6'2"	175	Fr.	HS	League City, Texas	Clear Springs HS	
Adrian Bellard	OL	6'5"	310	Fr.	HS	Brenham, Texas	Brenham HS	
Matt Gray	OL	6'6"	300	Fr.	HS	Prattville, Ala.	Prattville HS	
Jerrid Jeter-Gilmon	LB	6'0"	218	Fr.	HS	Brenham, Texas	Brenham HS	
Hayden Lambert	OL	6'5"	265	Fr.	HS	Aledo, Texas	Aledo HS	
Robert Lowe	RB	5'10"	200	Fr.	HS	Waxahachie, Texas	Waxahachie HS	
Jaryl Mamea	DE	6'1"	255	Jr.	TR	Fagasa, American Samoa	Samoana HS	Chabot CC
David Mayo	LB	6'2"	228	Jr.	TR	Scappoose, Ore.	Scappoose HS	Santa Monica CC
Dallas McClarty	DT	5'11"	280	Fr.	HS	League City, Texas	Clear Springs HS	
Damion McMiller	LB	6'3"	230	Jr.	TR	Stockton, Calif.	Lincoln HS	San Joaquin Delta CC
Ryan Melton	OL/TE	6'5"	285	Fr.	HS	Liberty, Texas	Liberty HS	
Fred Nixon	QB	6'3"	200	Fr.	HS	Willis, Texas	Willis HS	
Felix Romero	OL	6'4"	297	Fr.	HS	Cedar Park, Texas	Cedar Park HS	
Brandon Smith	WR	6'2"	170	Fr.	HS	Prattville, Ala.	Prattville HS	
Stephen Smith	LB	6'3"	205	Fr.	HS	Missouri City, Texas	Dulles HS	
Martel Summers	DB	6'1"	190	Fr.	HS	Leander, Texas	Leander HS	
Rodney Woodland	WR	5'10"	180	Jr.	TR	Detroit, Mich.	St. Mary's Prep	Saddleback JC



EXPERIENCE RETURNING IN 2012

2011 LETTERMEN RETURNING**Offense (23)**

Ed Amerson, Tyler Arndt, Devin Baker, Isaiah Battle, Jeff Clermond, Lee Conoly, Marcus Curry, Kyle Doll, Andy Erickson, Adley Eshraghipour, Collin Fissell, Terrence Franks, Michael Gilmore, Colby Goodwin, Chase Harper, Tim Hawkins, David Lewis, Cody Matthews, Brad Miller, Chris Nutall, Shaun Rutherford, Charlie Will Tuttle, Thaddeus Watkins

Defense (22)

Joplo Bartu, Phillip Benning, Tyler Chase, Jamie Clavell-Head, Xavier Daniels, Drew Hamilton, Drew Hamilton, Jarrett Haywood, Justin Iwuji, Brian Lilly, Tomas Luna, Craig Mager, Aaron Matthews, Blake McColloch, Jason McLean, Darryl Morris, Jordan Norfleet, Colby Targun, Zach Velliquette, Jonathan Ward, Mario Wiggins, Deshun Williams

Specialists (1)

Will Johnson

2011 LETTERMEN LOST**Offense (10)**

Darius Bolden, Michael Chambers, Chimoa Emuka, Alvaro Garcia, Trent Guiberteaux, D.J. Hall, Steven Kenney, Brandon Lewis, Corey Scott, Jon Vernon

Defense (9)

Cedric Alexander, Michael Ebbitt, Matt Harris, Charles Holmes, Bryan Iwuji, Ron Jackson, Tevron Johnson, Derek Lopez, Josh Minde

Specialists (1)

Ben Follis

PLAYERS REDSHIRTED IN 2011 (25)

Tyler Blades, Elijah Cash, Jackson Costello, Zach Crawford, Brett Donaldson, Dylan Dumas, Matt Freeman, Jafus Gaines, Ryan Garrey, Tim Gay, Hunter Huewitt, Benjamin Ijah, Tymajaick Jackson, Stephan Jacobs, Kenneth Jones, Jr., Samuel Mayes, Ryan McClain, David Mims II, Mac Morse, Jack Rhoades, Tylond Robertson, Joshuae Robinson, Andrew Sims, Keishe Wilcox, Mike Yoder

OTHER RETURNING PLAYERS (15)

Brett Blackburn, Prestin Brown, Chandler Coffey, Jeremy Dickey, David George, Damon Grant, Dexter Imade, Tymajrick Jackson, Bryton Johnson, Austin Kirpes, Kevin Long, Grant Lovelady, Deche Milburn, Joey Simone, Favian Zamora-Torres

MID-YEAR TRANSFERS (14)

Khary Alexcee, Larry Centers, Jr., Jason Dann, Duke DeLancellotti, Thomas Evans, David Farris, Brixx Hawthorne, Jacob Klemstein, Claudio Mayen, Chad Moncure, Tyler Potter, Jordan Rose, Kamu Taulelei, Jacob Woten

MID-YEAR PREP SCHOOL SIGNEE (1)

Jordan Moore

MID-YEAR HIGH SCHOOL GRADUATES (3)

Justin Albritton, Justin Booth, Darius Hood

OTHER MID-YEAR ADDITIONS (4)

Weston Card, Blake Meuth, Josh Sell, Preston Willis

OTHER 2012 SIGNEES (17)

Damani Alexee, Adrian Bellard, Matt Gray, Jerrid Jeter-Gilmon, Hayden Lambert, Robert Lowe, Jaryl Mamea, David Mayo, Dallas McClarty, Damion McMiller, Ryan Melton, Fred Nixon, Felix Romero, Brandon Smith, Stephen Smith, Martel Summers, Rodney Woodland

2011 STARTERS RETURNING (27)

Offense	Starts
Will Johnson, PK	12
Isaiah Battle, WR	10
Shaun Rutherford, QB	10
Thaddeus Watkins, OT	10
Chase Harper, TE	8
Marcus Curry, RB	7
Terrence Franks, RB	7
Charlie Will Tuttle, C	7
Kyle Doll, TE	6
Tyler Arndt, QB	2
Andy Erickson, WR	2
Tim Hawkins, WR	2
David Lewis, TE	2
Devin Baker, OT	2
Collin Fissell, OT & OG	2
Cody Matthews, WR	1

Defensive	Starts
Blake McColloch, DT	12
Deshun Williams, DT	12
Jordan Norfleet, DE	12
Joplo Bartu, LB	11
Darryl Morris, CB	12
Craig Mager, DB	12
Xavier Daniels, S	12
Jason McLean, S	8
Justin Iwuji, S	8
Aaron Matthews, S	6
Phillip Benning, CB	1

2011 STARTERS LOST (11)

Offense	Starts
D.J. Hall, OG	12
Jon Vernon, OG	12
Michael Chambers, OT	10
Darius Bolden, WR	7
Alvaro Garcia, WR	6
Steven Kenney, C	5

Defensive	Starts
Michael Ebbitt, DE	12
Ben Follis, P	12
Josh Minde, LB	9
Bryan Iwuji, LB	4
Matt Harris, S	1

RETURNING STATISTICAL LEADERS

Rushing	GP	Att	Yds	Avg	TD	Lg	YPG
Franks, Terrence	12	146	863	5.9	9	82	71.9

Passing	GP	Cmp-Att-Int	Pct	Yds	TD	Lg
Rutherford, Shaun	11	91-156-4	58.3	1227	12	75

RECEIVING	GP	No.	Yds	Avg	TD	Lg
Battle, Isaiah	12	27	368	13.6	5	50

TACKLES	GP	Solo	Ast	Total	TFL/Yds	Int-Yds	PBU
Daniels, Xavier	12	51	26	77	1.5-5	3-14	5

WHAT RETURNS BY PERCENTAGE

Rushing Yards	98.1%
Passing Yards	100.0%
Receiving Yards	68.6%
Punt Return Yards	100.0%
Kickoff Return Yards	61.3%
Interceptions	100.0%
Scoring	96.1%
Total Offense	99.0%
All-Purpose Yards	80.6%
Field Goals	100.0%
Punting Yards	7.9%
Tackles	85.6%
Tackles For Losses	71.7%
Sacks	56.5%
Fumble Recoveries	87.5%



Introduction

ROSTER BY POSITION

DEFENSE

DEFENSIVE LINE

Name	Ht.	Wt.	Cl.	Exp.
Justin Booth	6'5"	259	Fr.	HS
Jamie Clavell-Head	6'3"	277	Jr.	2L
Dylan Dumas	6'0"	230	Fr.	RS
Thomas Evans	6'4"	245	Jr.	TR
David George	6'4"	286	Sr.	RS
Jarrett Haywood	6'4"	242	Sr.	1L
Darius Hood	6'0"	285	Fr.	HS
Bryton Johnson	6'4"	280	So.	SQ
Austin Kirpes	6'1"	210	So.	SQ
Jaryl Mamea	6'1"	255	Jr.	TR
Samuel Mayes	6'0"	275	Fr.	RS
Ryan McClain	6'1"	201	Fr.	RS
Dallas McClarty	5'11"	280	Fr.	HS
Blake McColloch	6'5"	271	Jr.	2L
Blake Meuth	6'3"	220	So.	HS
Jordan Norfleet	6'2"	241	Jr.	2L
Tylond Robertson	6'3"	242	Fr.	RS
Kamu Taulelei	6'1"	276	Jr.	TR
Deshun Williams	5'11"	299	Jr.	2L
Jacob Woten	6'4"	244	Jr.	TR

LINEBACKERS

Name	Ht.	Wt.	Cl.	Exp.
Khary Alexcee	5'11"	190	So.	TR
Joplo Bartu	6'2"	229	Sr.	3L
Damon Grant	6'0"	246	Sr.	SQ
Drew Hamilton	6'0"	215	So.	1L
Jerrid Jeter-Gilmon	6'0"	218	Fr.	HS
Brian Lilly	6'0"	241	Sr.	3L
David Mayo	6'2"	228	Jr.	TR
Damion McMiller	6'3"	230	Jr.	TR
Tomas Luna	5'9"	192	Jr.	1L
Joshuaé Robinson	5'11"	235	Fr.	RS
Stephen Smith	6'3"	205	Fr.	HS
Keishe Wilcox	6'2"	228	Fr.	RS

CORNERBACKS

Name	Ht.	Wt.	Cl.	Exp.
Justin Albritton	5'11"	185	Fr.	HS
David Farris	5'9"	163	So.	TR
Hunter Huewitt	5'9"	165	Fr.	RS
Kenneth Jones, Jr.	5'10"	175	Fr.	RS
Craig Mager	5'11"	191	So.	1L
David Mims II	5'11"	198	Fr.	RS
Darryl Morris	5'10"	188	Sr.	3L
Martel Summers	6'4"	190	Fr.	HS
Zach Velliquette	5'10"	183	So.	1L

SAFETIES

Name	Ht.	Wt.	Cl.	Exp.
Damani Alexee	6'2"	175	Fr.	HS
Khary Alexcee	5'11"	190	So.	TR
Phillip Benning	6'0"	175	Jr.	2L

SAFETIES continued...

Name	Ht.	Wt.	Cl.	Exp.
Tyler Blades	6'0"	197	Fr.	RS
Weston Card	6'2"	193	So.	HS
Tyler Chase	5'10"	186	So.	1L
Chandler Coffey	6'1"	200	Jr.	SQ
Xavier Daniels	6'0"	168	Jr.	2L
Jeremy Dickey	6'0"	190	So.	TR
Brett Donaldson	6'2"	210	Fr.	RS
Brixx Hawthorne	5'10"	200	So.	TR
Justin Iwuji	5'11"	201	Jr.	2L
Tymajaick Jackson	6'0"	186	Fr.	RS
Aaron Matthews	6'3"	188	Sr.	1L
Jason McLean	5'11"	201	Sr.	3L
Chad Moncure	6'0"	189	So.	TR
Jordan Rose	5'10"	193	So.	TR
Colby Targun	5'11"	190	So.	1L
Mario Wiggins	6'1"	190	Sr.	2L

OFFENSE

QUARTERBACKS

Name	Ht.	Wt.	Cl.	Exp.
Tyler Arndt	6'4"	221	Jr.	2L
Duke DeLancellotti	6'1"	186	Jr.	TR
Jordan Moore	6'2"	185	Fr.	HS
Mac Morse	6'1"	214	Fr.	RS
Fred Nixon	6'3"	200	Fr.	HS
Jack Rhoades	6'3"	183	Fr.	RS
Shaun Rutherford	6'0"	187	Sr.	1L

RUNNING BACKS

Name	Ht.	Wt.	Cl.	Exp.
Brett Blackburn	5'10"	210	So.	SQ
Marcus Curry	5'11"	211	Sr.	1L
Terrence Franks	5'10"	194	So.	1L
Tim Gay	5'11"	210	Fr.	RS
Dexter Imade	5'11"	207	Jr.	1L
Grant Lovelady	5'10"	205	So.	SQ
Robert Lowe	5'10"	200	Fr.	HS
Claudio Mayen	5'7"	188	Jr.	TR
Chris Nutall	5'8"	191	So.	1L

WIDE RECEIVERS

Name	Ht.	Wt.	Cl.	Exp.
Ed Amerson	6'0"	218	Sr.	2L
Isaiah Battle	5'11"	190	Jr.	1L
Elijah Cash	6'1"	191	Fr.	RS
Larry Centers, Jr.	5'10"	185	So.	TR
Andy Erickson	5'10"	170	Jr.	1L
Jafus Gaines	5'11"	170	Fr.	RS
Ryan Garrey	5'11"	174	Fr.	RS
Michael Gilmore	5'7"	147	So.	1L
Tim Hawkins	6'2"	200	Sr.	3L
Benjamin Ijah	6'3"	210	So.	RS
Cody Matthews	6'4"	208	Jr.	2L
Deche Milburn	5'11"	190	So.	SQ

WIDE RECEIVERS continued...

Name	Ht.	Wt.	Cl.	Exp.
Brandon Smith	6'2"	170	Fr.	HS
Preston Willis	6'2"	188	Fr.	HS
Rodney Woodland	5'10"	180	Jr.	TR

TIGHT ENDS

Name	Ht.	Wt.	Cl.	Exp.
Prestin Brown	6'3"	270	Jr.	2L
Kyle Doll	6'5"	220	Jr.	1L
Colby Goodwin	6'5"	226	Jr.	1L
Chase Harper	6'5"	270	Sr.	1L
Jacob Klemstein	6'5"	192	So.	TR
David Lewis	6'4"	241	Jr.	2L
Ryan Melton	6'5"	285	Fr.	HS
Bradley Miller	6'5"	221	So.	1L

OFFENSIVE LINE

Name	Pos.	Wt.	Cl.	Exp.
Devin Baker	6'5"	283	Jr.	2L
Adrian Bellard	6'5"	310	Fr.	HS
Jeff Clermond	6'2"	304	Jr.	2L
Lee Conoly	6'3"	293	Jr.	2L
Jackson Costello	6'4"	273	Fr.	RS
Zach Crawford	6'2"	298	Fr.	RS
Adley Eshraghipour	6'4"	265	Sr.	3L
Collin Fissell	6'2"	289	So.	1L
Matt Freeman	6'2"	279	Fr.	RS
Matt Gray	6'6"	300	Fr.	HS
Stephan Jacobs	6'3"	269	Fr.	RS
Hayden Lambert	6'5"	265	Fr.	HS
Kevin Long	6'0"	245	Jr.	SQ
Ryan Melton	6'5"	285	Fr.	HS
Felix Romero	6'4"	297	Fr.	HS
Tyler Potter	6'4"	300	Jr.	TR
Josh Sell	6'2"	290	So.	HS
Joey Simone	6'3"	304	Jr.	SQ
Andrew Sims	6'3"	283	Jr.	RS
Charlie Will Tuttle	6'2"	293	So.	1L
Jonathan Ward	6'1"	233	Sr.	2L
Thaddeus Watkins	6'5"	286	Sr.	1L
Mike Yoder	6'5"	297	Jr.	RS
Favian Zamora-Torres	6'2"	316	Jr.	RS

SPECIALISTS

KICKERS

Name	Ht.	Wt.	Cl.	Exp.
Jason Dann	6'0"	175	So.	TR
Will Johnson	6'3"	192	So.	1L



Introduction

Post-Spring Depth Chart

OFFENSE (SPREAD)

QT	55	Adley Eshraghipour	6'4"	265	Sr.-3L
	53	Devin Baker	6'5"	283	Jr.-2L
QG	75	Mike Yoder	6'5"	297	Jr.-RS
	68	Zach Crawford	6'2"	298	Fr.-RS
C	66	Matt Freeman	6'2"	279	Fr.-RS
	74	Stephan Jacobs	6'3"	269	Fr.-RS
SG	72	Charlie Will Tuttle	6'2"	293	So.-1L
	63	Lee Conoly	6'3"	293	Jr.-2L
ST	65	Thaddeus Watkins	6'5"	286	Sr.-2L
	58	Tyler Potter	6'4"	300	Jr.-TR
TE	88	Chase Harper	6'5"	270	Sr.-1L
	83	Colby Goodwin	6'5"	226	Jr.-1L
	87	David Lewis	6'4"	241	Jr.-2L
	84	Kyle Doll	6'5"	220	Jr.-2L
	89	Bradley Miller	6'5"	221	So.-1L
QB	17	Shaun Rutherford	6'0"	187	Sr.-1L
or	12	Tyler Arndt	6'4"	221	Jr.-2L
	8	Duke DeLancellotti	6'1"	186	Jr.-TR
TB	28	Marcus Curry	5'11"	211	Sr.-1L
	20	Terrence Franks	5'10"	194	So.-1L
Z	13	Andy Erickson	5'10"	170	Jr.-1L
	11	Tim Hawkins	6'2"	200	Sr.-3L
or	80	Jafus Gaines	5'11"	170	Fr.-RS
H	6	Isaiah Battle	5'11"	190	Jr.-1L
	7	Michael Gilmore	5'7"	147	So.-1L
X	3	Cody Matthews	6'4"	208	Jr.-2L
	1	Ben Ijah	6'3"	210	So.-RS

DEFENSE (4-2-5)

LE	99	Thomas Evans	6'4"	245	Jr.-TR
	93	Jacob Woten	6'4"	244	Jr.-TR
NT	71	Deshun Williams	5'11"	299	Jr.-2L
	43	Jamie Clavell-Head	6'3"	277	Jr.-2L
or	64	Samuel Mayes	6'0"	275	Fr.-RS
DT	98	Kamu Taulelei	6'1"	276	Jr.-TR
	91	Blake McColloch	6'2"	271	Jr.-2L
RE	97	Jordan Norfleet	6'2"	241	Jr.-2L
	96	Justin Booth	6'5"	259	Fr.-HS
or	35	Tylond Robertson	6'3"	242	Fr.-RS
SAM	44	Joshuaé Robinson	5'11"	235	Fr.-RS
or	34	Brian Lilly	6'0"	241	Sr.-3L
Mike	31	Joplo Bartu	6'2"	229	Sr.-3L
		David Mayo	6'2"	228	Jr.-TR
WS	15	Jason McLean	5'11"	201	Sr.-3L
	27	Colby Targun	5'11"	190	So.-1L
FS	17	Xavier Daniels	6'0"	168	Jr.-2L
	16	Tyler Chase	5'10"	186	So.-1L
or	10	Aaron Matthews	6'3"	188	Sr.-1L
S	26	Phillip Benning	6'0"	175	Jr.-2L
	8	Justin Iwuji	5'11"	201	Jr.-2L
FC	25	Craig Mager	5'11"	191	So.-1L
	22	David Mims II	5'11"	198	Fr.-RS
BC	2	Darryl Morris	5'10"	188	Sr.-3L
	38	Tymajaick Jackson	6'0"	186	Fr.-RS

SPECIAL TEAMS

PK	38	Will Johnson	6'3"	192	So.-1L
	48	Jason Dann	6'0"	175	So.-TR
P	38	Will Johnson	6'3"	192	So.-1L
DS	43	Jamie Clavell-Head	6'3"	260	Jr.-2L
	93	Jacob Woten	6'4"	250	Jr.-TR



**TEXAS
STATE**

2012 COMPOSITE SCHEDULE

Date	at Houston	Texas Tech	Stephen F. Austin	Nevada	at New Mexico	Idaho	at San Jose State	at Utah State	Louisiana Tech	at Navy	at UTSA	New Mexico State
Sept. 1	TEXAS STATE	Northwestern State	(Aug. 30) SW Okla.	at California	Southern	(Aug. 30) Eastern Washington	at Stanford	(Aug. 30) Southern Utah	(Aug. 30) Texas A&M	vs. Notre Dame	(Aug. 30) at South Alabama	(Aug. 30) Sacramento State
Sept. 8	Louisiana Tech	at TEXAS STATE	at SMU	South Florida	at Texas	at Bowling Green	UC-Davis	Utah	at Houston		Texas A&M-Commerce	at Ohio
Sept. 15	at UCLA	New Mexico	at Montana State	Northwestern State	at Texas Tech	at LSU	Colorado State	at Wisconsin	Rice	at Penn State	at Georgia State	at UTEP
Sept. 22			at TEXAS STATE		at N.M. State	Wyoming	San Diego State	at Colorado State	at Illinois	VMI	NW Okla. State	New Mexico
Sept. 29	Rice (Reliant)	at Iowa State	Central Arkansas	at TEXAS STATE	Boise State	at North Carolina	at Navy	UNLV	at Virginia	San Jose State	at New Mexico St.	UTSA
Oct. 6	North Texas	Oklahoma	Sam Houston State	Wyoming	TEXAS STATE	New Mexico State		(Oct. 5) at BYU	UNLV	at Air Force		at Idaho
Oct. 13	UAB	West Virginia		at UNLV	at Hawai'i	at TEXAS STATE	Utah State	at San Jose State		at Central Michigan	at Rice	
Oct. 20	at SMU	at TCU	Nicholls	San Diego State	at Air Force	at Louisiana Tech	at UTSA	New Mexico State	Idaho	Indiana	San Jose State	at Utah State
Oct. 27	UTEP	at Kansas State	at McNeese State	at Air Force	Fresno State		TEXAS STATE	at UTSA	at New Mexico St.	at East Carolina	Utah State	Louisiana Tech
Nov. 3	at East Carolina	Texas	Lamar		at UNLV	San Jose State	at Idaho	TEXAS STATE	UTSA	Florida Atlantic	at Louisiana Tech	at Auburn
Nov. 10	Tulsa	Kansas	at SE Louisiana	Fresno State	Wyoming	at BYU	at New Mexico St.		at TEXAS STATE	at Troy	McNeese State	San Jose State
Nov. 17	at Marshall	at Okla. State	Northwestern State	at New Mexico	Nevada	UTSA	BYU	at Louisiana Tech	Utah State	TEXAS STATE	at Idaho	
Nov. 24	Tulane	Baylor		Boise State	at Colorado State	at Utah State	Louisiana Tech	Idaho	at San Jose State		TEXAS STATE	BYU
Dec. 1												at TEXAS STATE
Dec. 8										Army		

OPPONENT FOOTBALL MEDIA CONTACTS

Houston **TBA**
 Office: (713) 743-9409 E-Mail: TBA
 Website: www.uhcougars.com Press Box: (713) 743-0550

Texas Tech **Blayne Beal**
 Office: (806) 742-2770 E-Mail: blayne.beal@ttu.edu
 Website: www.texastech.com Press Box: (806) 742-3688

Stephen F. Austin **James Dixon**
 Office: (936) 468-2606 E-Mail: jdixon@sfasu.edu
 Website: www.sfajacks.com Press Box: (936) 468-3910/3911

Nevada **Chad Hartley**
 Office: (775) 682-6982 E-Mail: hartleyc@unr.edu
 Website: www.nevadawolfpack.com Press Box: (775) 784-6545

New Mexico **Greg Archuleta**
 Office: (505) 925-5520 E-Mail: garchsr@unm.edu
 Website: www.golobos.com Press Box: (505) 925-5573

Navy **Scott Strasemeier**
 Office: (410) 293-8775 E-Mail: sstrasem@usna.edu
 Website: www.navysports.com Press Box: (410) 268-1489

Idaho **Becky Paul**
 Office: (208) 885-0245 E-Mail: bpaul@uidaho.edu
 Website: www.govandals.com Press Box: (208) 885-0211

Louisiana Tech **Patrick Walsh**
 Office: (318) 257-5305 E-Mail: pwalsh@latech.edu
 Website: www.LaTechSports.com Press Box: (318) 257-3144

New Mexico State **Tyler Dunkel**
 Office: (575) 646-2927 E-Mail: tydunkel@nmsu.edu
 Website: www.nmstatesports.com Press Box: (575) 646-2700

San Jose State **Lawrence Fan**
 Office: (408) 924-1217 E-Mail: lfan@email.sjsu.edu
 Website: www.sjsuspartans.com Press Box: (408) 924-1234

UTSA **Kyle Stephens**
 Office: (210) 210-458-4551 E-Mail: kyle.stephens@utsa.edu
 Website: www.goutsa.com Press Box: TBA

Utah State **Zach Fisher**
 Office: (435) 797-2066 E-Mail: zach.fisher@usu.edu
 Website: www.utahstateaggies.com Press Box: (435) 797-1686



Introduction

With construction on a North Side Complex at Bobcat Stadium ending, head coach Dennis Franchione continues to build his Texas State football team for the transition into the NCAA Division I Football Bowl Subdivision (FBS).

The addition of the North Side Complex enclosed one end of the field and added of 14,000 seats to bring seating capacity to 30,000 at the stadium. In addition, the new complex contains a new Athletics Ticket Office, Strutters Gallery, concession stands, novelty stands, restrooms and an apparel store.

The Bobcats join an FBS Conference for the first time when they play in the Western Athletic Conference for one year before joining the Sun Belt Conference in 2013. Texas State played last season as an independent.

Franchione is in the second year of his second stint at Texas State after previously serving as the Bobcats' head coach in 1990-91. During those two seasons, he produced the school's first back-to-back winning seasons as a Division I FCS program.

In 2012, he wants to open up his offense after the featuring a strong running attack to shorten game and take advantage of his team's strengths in 2011.

"In most of the games we won, we controlled the ball offensively," Franchione said. "That allowed us to rest our defense, kept them fresh, established good field position so our opponents had to go a long way to score and maybe kept their offense out of rhythm by keeping the ball and forcing them to sit on the bench. It was tough on us when our offense had too many three and outs and our defense was stuck out there for a lot of plays.

"Our strengths were at tight end and running back so we tried to play to those," Franchione said. "Things haven't changed with our running backs and tight ends, but we have fewer weaknesses this year so I think we can open up our offense more and gain 225 yards rushing and 200-225 yards passing. But, I don't worry about how we score as long as we score more points than they do."

Texas State returns 18 starters and 46 lettermen in 2012 with 23 lettermen and eight starters back on offense. The Bobcats also return 9 starters and 22 lettermen on defense and one starting specialist. Headlining the list of offensive returnees are preseason All-WAC selections Chase Harper, Marcus Curry, Terrence Franks and Isaiah Battle.

OFFENSE

Returning Starters	Pos.	Ht.	Wt.	Cl.-Exp.	2011 Season Notes
Isaiah Battle	WR	5' 11"	200	Jr.-1L	Caught 5 TD passes and returned a kickoff for a TD
Marcus Curry	RB	5' 11"	210	Sr. -1L	Led Texas State with 884 all-purpose yards
Kyle Doll	TE	6' 5"	220	Jr.-1L	Had 6 receptions for 97 yds.
Terrence Franks	RB	5' 10"	190	So.-1L	Led Bobcats in rushing with 863 yards and 9 TD's
Chase Harper	TE	6' 5"	260	Sr.-1L	Had 20 catches for 287 yds and 3 TDs
Shaun Rutherford	QB	6' 0"	187	Sr.-1L	Accumulated for 1676 yards of total offense
Charlie Tuttle	OL	6' 5"	293	So.-1L	Had 51.5 pancakes
Thaddeus Watkins	OL	6' 5"	286	Sr.-1L	Had 49.5 pancakes

TIGHT ENDS

Harper leads a strong tight end corps that also includes juniors Kyle Doll, Colby Goodwin, David Lewis and sophomore Bradley Miller returning from last season. Harper is the second-leading returning receiver for the Bobcats with 20 receptions for 287 yards and three touchdowns. One of the top athletes on Texas State's roster, Franchione sees him playing up to 20 plays per game on defense.

"We went through spring practice last year when Kyle Doll and David Lewis had performed pretty well and we had high hopes for Colby Goodwin," Franchione said. "The defensive coaches were looking for a pass rusher, but Chase didn't have the benefit of spring practice so we let it go and just played him on offense. This spring, I told the coaches to take him over to defense when he was not playing with the offense. We feel pretty comfortable that he will play 6-18 snaps per game on defense this year."

Lewis played in eight games last season and caught eight passes for 114 yards and a touchdown, while Doll had six receptions for 97 yards and one TD. Miller also caught three passes for 29 yards. Goodwin enters fall camp listed as the No. 2 tight end after having an excellent spring.

RUNNING BACKS

Marcus Curry and Terrence Franks return to head up the running back position after combining for 1500 yards, 13 touchdowns and averaging a robust 5.5 yards per carry last season. Franks led the Bobcats' rushing attack with 863 yards and nine touchdowns, while Curry gained 637 yards and ran for three touchdowns. Curry also caught 13 passes for 119 yards and another TD.

The Bobcats also return sophomore Chris Nutall, who gained 71 yards and scored a touchdown on 17 carries as a true freshman.

Joining them is Dexter Imade, who sat out his sophomore season with an injury after running for 414 yards and five touchdowns in 2010.

WIDE RECEIVER

Isaiah Battle is Texas State's top returning receiver after catching 27 passes for 368 yards and leading the team with five touchdown receptions. Battle is also a dual threat as a kickoff returner on special teams, having returned 20 kicks for 476 yards and recording the second-longest kickoff return in school history with a 93-yard return last season.

Another dual threat for Texas State is inside receiver Andy Erickson, who caught four passes for 35 yards and averaged 11.1 yards on 18 punts. Tim Hawkins, who split time at running back and wide receiver last season, enters this season playing at the wide receiver spot.

The Bobcats also return senior Cody Matthews at the wide out position and Ben Ijah, who had a good spring and could be a productive receiver. Jafus Gaines also performed well in the spring could challenge other receivers for playing time. Franchione thinks junior college transfer Rodney Woodland and possibly freshman Brandon Smith could emerge as immediate contributors.

QUARTERBACK

Texas State opens fall camp with a pair of No. 1 quarterbacks in senior Shaun Rutherford and junior Tyler Arndt. Rutherford started the first nine games last season before being sidelined with an injury in the Prairie View A&M game.

He ended his season with a 144.66 efficiency rating after completing 58.3 percent (91-156) of his passes and throwing 12 touchdowns and having a 3-1 touchdown-to-interception ratio.

Arndt struggled most of last season while recovering from an ACL injury, but received the team's Jim Bob Helduser award as the most improved offensive player in spring drills. He completed 13 of his 19 passes for 218 yards and a touchdown. He also completed a 70-yard pass to Erickson in the spring game.

"We left spring knowing that we have two number-one quarterbacks," Franchione said. "Last year, there were days that we did what they could do and not much more than that. I thought Tyler really raised his game in spring practice, which was great to see. Shaun also improved. Both can start and play in a game. We have 29 practices to figure out who will run out and start the first game."

The Bobcats also have added three more scholarship quarterbacks to the roster with junior college transfer Duke DeLancellotti and Jordan Moore joining the team in the spring and Fred Nixon joining the team this fall.

OFFENSIVE LINE

The biggest question mark for Texas State's offense is on the offensive line where senior tackle Thaddeus Watkins and sophomore center Charlie Will Tuttle are the returning starters. Senior Adley Eshraghipour enters this fall listed as a starting tackle after moving over from the defensive line in spring practice. Another defensive lineman who joined the offensive line is junior Jeff Clermond, who Franchione thought was "coming on" at the end of spring practice.

Tuttle moved over to guard last spring to make room for redshirt freshman Matt Freeman to take over at center after the first six practices last spring. In addition, redshirt junior Mike Yoder enters fall camp as the other starting guard entering fall camp.

The offensive line could get an added boost if Collin Fissell fully recovers from the knee injury he suffered last season. Franchione also looks for junior college transfer Tyler Potter, juniors Devin Baker, Andrew Sims, Lee Conoly and Joey Simone, along with red-shirt freshman Stephan Jacobs to continue their development. In addition, signees Matt Gray, Hayden Lambert, Ryan Melton, Felix Romero and Adrian Bellard join the team this fall.

Introduction

One of the keys to improving Texas State's offense is reducing their turnovers after they registered 24 in 2011 and Franchione believes that the Bobcats took a dramatic step towards improving in that area last spring.

"We had just one turnover in our three scrimmages and that was an interception in the spring game," Franchione said. "Hopefully, we can carry that into the fall because when we were good in the turnover margin category last year, we won every game."

DEFENSE

Returning Starters	Pos.	Ht.	Wt.	Cl.-Exp.	2011 Season Notes
Joplo Bartu	LB	6'2"	229	Sr.-3L	Top returning sacks leader with 4.0 for a -25 yards
Xavier Daniels	S	6'0"	168	Jr.-2L	Led team with 77 tackles
Justin Iwuji	S	5'11"	201	Jr.-2L	Broke up 5 passes and had 4 quarterback hurries
Craig Mager	CB	5'11"	191	So.-1L	Led team with 12 breakups
Jason McLean	S	5'11"	201	Sr.-3L	Registered 42 tackles & 1 int.
Blake McColloch	DT	6'5"	271	Jr.-2L	Knocked down four passes
Darryl Morris	CB	5'10"	188	Sr.-3L	Returned an int. for a TD and recorded a safety
Jordan Norfleet	DE	6'2"	241	Jr.-2L	Led Bobcats with 6 qb hurries
Deshun Williams	DT	5'11"	299	Jr.-2L	Had 6.5 tackles for loss

The strength of Texas State's defense heading into fall workouts is the experienced depth in the secondary where both starting cornerbacks, and three safeties who split time as starters return.

Both Darryl Morris and Craig Mager started all 12 games last season. Entering his fourth season as a starter, Morris ranked third among team leaders with 62 tackles, 6.0 tackles for loss and three quarterback sacks. He returned an interception 37 yards for a touchdown, making him the first Bobcat to accomplish the feat since 2008. He also broke up six other passes, and recorded a safety with a quarterback sack in the end zone against Lamar and recovered one fumble.

Mager recorded 51 tackles and broke up 12 passes to lead the Bobcats as a redshirt freshman. He intercepted one pass and forced a fumble for the Bobcats. Redshirt freshman David Mims II emerged as Texas State's third corner in spring drills and true freshman Justin Albritton reported in the spring after graduating last December. The emergence of Mims and Albritton allowed the Bobcats to move Phillip Benning to safety.

Xavier Daniels led the Bobcats with 77 tackles and three interceptions as a first-year starter at free safety. Daniels is joined by Aaron Matthews, who ranked second on the team with 65 stops and two interceptions, and Tyler Chase, who played primarily on special teams where he recorded seven tackles and blocked a punt.

Texas State also has experience at the weak safety position. Senior Jason McLean returns after making eight starts last season. McLean recorded 42 tackles, while intercepting one pass and breaking up another pass. He also registered a quarterback sack and had three quarterback hurries in 2011.

Benning joins junior Justin Iwuji at the other safety position after breaking up three passes to go along with his 15 tackles. Iwuji registered 33 tackles, including six tackles for loss and recovered a fumble. He also broke up five passes and had four quarterback hurries.

LINEBACKER

One of the biggest surprises in spring practice was Joshuae' Robinson, who earned the Fred Bleil "Most Improved Defense" award and helped solidify the linebacker position last spring. Robinson will contend with senior Brian Lilly for a starting spot at the SAM position when the team reports for August. Lilly split time at the position and recorded 52 tackles, a quarterback sack and two hurries last season. He also forced a fumble and had six tackles for loss. Another player who could step in as an immediate contributor is junior college transfer Daimon McMiller from San Joaquin Delta Community College.

Senior Joplo Bartu returns at MIKE linebacker after emerging as a starter last season. Bartu had 51 tackles and ranked second on the team with four quarterback sacks in 10 games. Junior college transfer David Mayo and freshmen Jerrid Jeter-Gilmon could contend for playing time there as well.

DEFENSIVE LINE

A concern for Texas State's coaching staff is at defensive end, where the Bobcats must replace Michael Ebbitt and Ron Jackson. Ebbitt joined the team last season and led the team in tackles for loss with 15.5 and quarterback sacks with 11.5. He also recovered two fumbles, returning one for a 63-yard touchdown and forced another fumble. Jackson split time with junior Jordan Norfleet at the other end position. Norfleet returns to lead the group after tallying 32 tackles and 5.5 tackles for loss. He recorded 2.5 sacks and led the Bobcats with six quarterback hurries last season. In addition, junior college transfers Thomas Evans and Jacob Woten provided some sparks in spring practice. Redshirt freshman Tylond Robertson, true freshman Justin Booth junior college transfer Jaryl Mamea and senior Jarrett Haywood will see playing time this fall.

"Rushing the passer is a concern," Franchione said. "But Thomas Evans and Jacob Woten showed us some things in spring practice, and Jordan Norfleet also improved. Justin Booth will also help us. We did not know about Michael Ebbitt at this time last year, but I think he turned out great and gave us a pass rusher. It might not be one guy, but a combination of players."

The coaching staff is more comfortable with interior defensive line where Deshun Williams and Blake McColloch return after starting every game last season. Williams had 22 tackles at his nose tackle position and McColloch registered 18 stops. They also combined for eight tackles for loss and three quarterback sacks. Junior college transfer Kamu Taulelei stood out in the spring and could push McColloch for a starting tackle spot. The Bobcats also have experienced depth at nose tackle with junior Jamie Clavell-Head returning after logging 11 tackles and intercepting a pass. Redshirt freshman Samuel Mayes could push them for playing time.

SPECIALIST

Returning Starters	Pos.	Ht.	Wt.	Cl.-Exp.	2011 Season Notes
Will Johnson	K/P	6'3"	192	So.-1L	Set a school record with a 53-yard field goal

Sophomore Will Johnson returns as Texas State's kicker and assumes the punting chores with the departure of Ben Follis. As a true freshman last season, Johnson set a school record with a 53-yard field goal and converted on nine of his 13 field goals from outside 40 yards. Perfect in his 33 extra-point attempts, he made just 50 percent of his field goal attempts inside the 40. Johnson also was punter in high school and averaged over 40 yards per punt as a senior.

The one area in which Franchione would like to see him improve is in his consistency.

"Will has an outstanding leg and has a chance to be a great kicker if he improves his consistency on short field goals," Franchione said. "If he is inconsistent, we can use Jason Dann."

Dann is a transfer from Nebraska, who earned All-District honors at Lake Highland High School. He kicked 11 field goals and converted 46 PAT tries during his senior season.

OVERVIEW

"We have improved as a football team," Franchione said. "The big question for us is, 'Do we have enough of a FBS team to meet the challenges of this schedule?'"


The schedule begins at Houston on Sept. 1. The Bobcats also play non-conference home games against Texas Tech on Sept. 8, Stephen F. Austin on Sept. 22 and Nevada on Sept. 29, before traveling to New Mexico on Oct. 6. Texas State begins its WAC schedule against Idaho on Oct. 13, before traveling to San Jose State on Oct. 27 and Utah State on Nov. 3.

The Bobcats return home to play defending WAC champion Louisiana Tech on Nov. 10 before traveling to Navy for their final non-conference game on Nov. 17 and playing a conference game at UTSA on Nov. 24. The Bobcats close out the season playing host to New Mexico State on Dec. 1.

"It is a hard schedule and it would be a hard schedule had we been a FBS team for five years, let alone our first year," Franchione said. "We are jumping into the FBS all the way now and know that this is going to be a big step."



Meet The Bobcats



JUSTIN ALBRITTON
Defensive Back
5'11" • 185 • Freshman • HS
Hankamer, Texas
Anahuac HS

5

HIGH SCHOOL

Two sport star who earned All-State First-Team honors as a cornerback and All-State Third-Team running back selection ... named district offensive MVP and All-District selection for coach Darrell Barbay ... ranked as a three-star recruit by *Rivals.com* ... ranked as one of the top 140 players in Texas by *Scout.com* ... led Anahuac to a 9-3 overall record and a 6-1 district record.

PERSONAL

Born on Aug. 16, 1993 ... son of Vickey Albritton of Hankamer, Texas ... cousin, Aaron, plays football at Toledo ... hobbies include playing sports, hunting and driving four wheelers.



KHARY ALEXCEE
Safety/Linebacker
5' 11" • 190 • Sophomore • TR
League City, Texas
Clear Springs HS
North Texas

4

PREVIOUS SCHOOL


Transfer from North Texas.

HIGH SCHOOL

Two sport star who earned All-State Honorable Mention honors as a senior ... named All-District 24-5A First-Team selection in football and soccer as a senior ... also earned all-district honors as linebacker during his junior season ... was an All-State selection in soccer ... helped lead the Chargers to an 11-3 record under coach Clint Hartman.

PERSONAL

Major is business management and accounting at Texas State ... born Nov. 23, 1991 in Baton Rouge, La. ... son of Pamela Ridley and Kevin Alexcee ... younger brother, Domani, signed with the Bobcats in 2012 ... hobbies include playing football, reading, writing and listening to music.



ED AMERSON
Wide Receiver
6' 0" • 218 • Senior • 2L
Fort Worth, Texas
Keller Central HS
Austin CC

86

2011

Played in seven games as a reserve wide receiver ... recorded one catch for eight yards at Texas Tech.

2010

Played in four games as a reserve wide receiver.

2009

Did not play ... earned Texas State's Oak Farms Dairy Academic Award.

PREVIOUS SCHOOL

Played in 10 games at Austin College ... caught 18 passes for 308 yards and two touchdowns ... his two touchdowns tied for the team lead.

HIGH SCHOOL

Named All-District 5-5A First-Team selection as a senior ... also selected as an Academic All-State Second-Team player ... was a member of Keller Central's basketball and track and field teams ... competed in the high jump, long jump and triple jump in track ... was a regional qualifier ... graduated in the top 10 percent of his class.

PERSONAL


Major is business ... born Feb. 6, 1990 ... son of Mike and Jennifer Amerson ... hobbies include playing video games and the guitar.

CAREER HIGHS

Category	No.	Date
Reception	1	vs. Texas Tech, 9/3/11
Yards	8	vs. Texas Tech, 9/3/11

AMERSON'S CAREER STATISTICS

Year	G	Rec	Yds	TD	Lg	Rec/G	Avg/C	Yds./G
2010	4	0	0	0	0	0.0	0.0	0.0
2011	7	1	8	0	8	0.1	8.0	1.1
Totals	11	1	8	0	8	0.1	8.0	0.8



TYLER ARNDT
Quarterback
6' 4" • 221 • Junior • 2L
Cuero, Texas
Cuero High HS

12

2011

Played in eight games with two starts ... made starts against Central Arkansas and Sam Houston State ... completed 54 of his 105 passes for 576 yards and three touchdowns ... connected on 10 of his 18 passes for 142 yards and a touchdown versus Central Arkansas ... completed 12 of his 31 passes for 153 yards and two touchdowns against No. 3-ranked Sam Houston State ... rotated off the bench at Texas Tech and connected on 5-of-9 passes for 37 yards ... also completed seven of his 14 passes for 54 yards at Wyoming ... connected on four of six passes for 51 yards versus Nicholls ... was 3-of-7 for 18 yards against Northwestern State... came off the bench to lead the Bobcats to a 34-26 victory versus Prairie View A&M when he completed 13 of his 18 passes for 121 yards.

2010

Played in seven games and made six starts for the Bobcats ... completed 106 of his 192 passes for 1,364 yards and nine touchdowns ... also scored five touchdowns on the ground while gaining 24 yards on 48 carries ... threw for 156 yards before suffering a season-ending knee injury against Northwestern State ... set a freshman record with 348 yards passing against Nicholls ... connected on 25 of his 39 passes and threw four touchdowns against the Colonels ... completed 15 of his 19 throws for 221 yards and a touchdown versus Southern Utah ... also gained 39 yards and ran for two touchdowns against the Thunderbirds ... completed 9 of his 14 passes for 123 yards against Cal Poly ... threw for 205 yards and two touchdowns against Southern Arkansas ... also had five carries for 28 yards and a TD versus the Muleriders ... ran for two touchdowns and threw for another in his collegiate debut at Houston ... came off the bench to score his first touchdown on a 14-yard run in the second quarter ... threw a two-yard touchdown pass to Eric Gentry in the flat ... also scored on a five-yard run ... completed 14 of his 22 passes for 153 yards, one touchdown and an interception against the Cougars ... threw for 158 yards and one touchdown at Southeastern Louisiana.

High School

Ranked among the Top 32 quarterbacks in the nation by ESPN ... chosen to play in the Texas High School Coaches All-Star game ... named All-District 28-3A and District MVP

Meet The Bobcats


as a junior and senior ... chosen All-Area First-Team and All State Third-Team in 2008 ... named All-State First-Team in 2009 ... led Cuero to a 13-1 record as a senior with the lone loss coming in the State semifinals under head coach Mark Reeve ... finished his high school career passing for 7,100 yards and 75 touchdowns ... completed 154 of his 251 passes for 2,362 yards and 27 touchdowns as a senior ... completed 134 of 212 passes for 2,210 yards and 25 touchdowns in 2008 ... completed 67 percent of his passes for 2,400 yards and 23 touchdowns in 2007...led Cuero to a three-year record of 36-5 ... earned All-State honors as an outfielder for Cuero's baseball team ... also earned All-District and All-Area recognition in baseball.

Personal

Born Nov. 10, 1991 in Victoria, Texas ... son of Nancy and Michael Arndt ... major at Texas State is business ... hobbies include hunting and playing video games.

CAREER HIGHS		
Category	No.	Date
Pass Completions	25	vs. Nicholls, 10/16/10
Pass Attempts	41	vs. Northwestern State, 10/23/10
Passing Yards	348	vs. Nicholls, 10/16/10
Touchdown Passes	4	vs. Nicholls, 10/16/10
Longest Pass	67	vs. Nicholls, 10/16/10

ARNDT'S CAREER STATISTICS									
PASSING	G	Cmp	Att	Int	Yds	TD	Lg	Pct	Effic
2010	7	106	192	7	1364	9	67	55.2	123.1
2011	8	54	105	3	576	3	46	51.4	101.2
Totals	15	160	207	10	1940	12	67	53.9	115.3



DEVIN BAKER

53

Offensive Line
6' 5" • 283 • Junior • 2L
Smithson Valley, Texas
Smithson Valley HS

2012

Finished in a three-way tie in the squat lift with 700 lbs. at the Night of Champions.

2011

Played in seven games and started two as an offensive tackle after moving to the offensive line from tight end ... recorded 11 pancake blocks with a season-high three versus Tarleton State ... also graded out 80 percent or better in five of the seven games in which he played.

2010

Played in one game as a reserve tight end against Houston.

2009


Sat out the season as a redshirt.

HIGH SCHOOL

Starting tight end at Smithson Valley High School, which finished 2008 season with a 13-2 record before falling in the State semifinal game against Katy ... played for coach Larry Hill ... great blocker for one of state's most prolific rushing offenses ... also caught 12 passes for 161 yards ... earned Academic All-State and Second-Team All-District 26-5A honors in 2008 ... was a two-time Academic All-State selection.

PERSONAL

Born Dec. 3, 1990 ... son of Frank and Angela Baker ... major is economics ... hobbies include water skiing, wake boarding, riding a dirt bike, hunting and fishing.



JOPLO BARTU

31

Linebacker
6' 2" • 229 • Senior • 3L
Waller, Texas
Waller HS

2011

Started 10 games at linebacker ... tallied 51 tackles (26 solo), four quarterback sacks, five tackles for losses, two quarterback hurries, broke up one pass, forced two fumbles, recovered a fumble, and blocked a kick ... led team in forced fumbles, ranked second in quarterback sacks and placed sixth in tackles among team leaders, also one of three players to block a kick in 2011 ... recorded three solo tackles and one sack for an eight-yard loss at Texas Tech ... had five tackles (two solo) and broke one pass up at Wyoming ... notched four tackles (three solo) at home versus Tarleton State ... tallied eight tackles (four solo) including one for a one-yard loss ... had stand out game versus Nicholls with nine tackles (five solo), one forced fumble, two quarterback hurries and a blocked PAT ... finished with six assisted tackles at McNeese State ... registered a sack and four tackles (two solo) against Lamar ... logged three tackles (one solo) versus Southeastern Louisiana ... forced and recovered a fumble, had one quarterback sack and four tackles (three solo) at Central Arkansas ... registered one sack resulting in a 5-yard loss and had five tackles (three solo) versus Sam Houston State ...also served as punt return specialist against Nicholls, returned one punt for 15 yards.

2010

Played in 11 games and ranked sixth among team leaders with 50 tackles ... recorded 23 solo stops, 2.5 tackles for losses of 11 yards, including one quarterback sack for a loss of eight yards, and one quarterback hurry ... also broke up two passes and recovered a fumble ... had two tackles at Sam Houston State and McNeese State ... made five tackles against Central Arkansas ... named the SLC Defensive Player of the Week on Nov. 1 after recording 11 tackles and forcing a fumble at Stephen F. Austin ... tied for the team lead with eight tackles against Nicholls ... had a season-best and team-best of 10 tackles at Southeastern Louisiana ... registered four tackles against Southern Utah and Houston ... all four stops against the Thunderbirds were solo tackles ... also had two tackles against Southern Utah and Cal Poly.

2009

Played in 11 games ... had 24 solo tackles and 28 assisted tackles for a total of 52 ... registered three tackles for a loss of 12 yards ... season-best was a tackle for loss of nine yards against Stephen F. Austin ... had one sack for minus eight yards ... had four quarterback hurries ... forced one fumble against Southeastern Louisiana and recovered two fumbles against Texas Southern.

2008

Sat out the season as a redshirt.

HIGH SCHOOL

First-Team All-District tight end and linebacker for 10-4 state semifinalist Waller High School ... high school coach was Jim Phillips.

PERSONAL

Born Oct. 3, 1990 ... son of Ester Jackson ... brother of former Bobcat defensive lineman, Wellington Deshield ... major is exercise and sports science.


CAREER HIGHS		
Category	No.	Date
Tackles	11	Stephen F. Austin, 10/30/10
Tackles for Loss	1	seven times, last vs. Sam Houston State, 11/19/11
Quarterback Hurries	2	Nicholls, 10/17/11
Blocked Kick	1	Nicholls, 10/17/11



Meet The Bobcats

BARTO'S CAREER DEFENSIVE STATISTICS

Year	G	UA	A	Tackles	TFL	Yds	Sacks	Yds	PD	FF	FR	Blkd
2009	11	24	28	52	3.0	12	1	8	0	1	2	0
2010	11	18	32	50	3.0	11	1	8	2	1	1	0
2011	10	26	25	51	5.0	26	4	25	1	2	1	1
Totals	32	73	80	153	10.5	49	6	41	3	4	4	1



ISAIAH BATTLE

Wide Receiver
5' 11" • 190 • Junior • 1L
Cypress, Texas
Cy-Woods HS
Blinn College

6

2011

Played in all 12 games, made nine starts at wide receiver and also served as kickoff return specialist ... led team in touchdown receptions with five in his first season as a Bobcat ... registered 27 catches for 368 yards on the season ... returned 20 kickoffs for 476 yards and one touchdown ... had two catches for 27 yards at Texas Tech ... recorded two catches at Wyoming for 18 yards ... posted a season-high five catches for 131 yards and two touchdowns at Stephen F. Austin ... had two catches for 19 yards and a touchdown versus Nicholls ... logged one catch for 11 yards and a touchdown, the touchdown was the game winning score on the road at McNeese State ... had two receptions for nine yards, also had one return for 33 yards versus Lamar ... had three catches for 13 yards at Southeastern Louisiana ... posted two catches for 24 yards against Northwestern State ... returned five kickoffs for 172 yards, including a 93-yard return for a touchdown versus Prairie View A&M ... had four catches for 34 yards and one rush for eight yards at Central Arkansas ... logged four receptions for 82 yards and one touchdown along with six kick returns for 136 yards for a season-high 218 all-purpose yards ... also posted three tackles on the season playing special teams.

PREVIOUS SCHOOL

Transfer from Blinn after playing in 10 games as a freshman ... caught 18 passes for 316 yards and three touchdowns.

HIGH SCHOOL

Named a finalist for the Houston Touchdown Club's Offensive Player of the Year after catching 65 passes for 1,101 yards and eight touchdowns ... named the District 15-5A Offensive MVP and All-District First-Team selection as a senior ... named Second-Team All-Greater Houston wide receiver by the Houston Chronicle ... helped Cy-Woods reach the Class 5A Division I State quarterfinals in its second varsity season.

PERSONAL


Son of Cheryl Battle ... major is business.

CAREER HIGHS

Category	No.	Date
Receptions	5	vs. Stephen F. Austin, 9/24/11
Yards	131	vs. Stephen F. Austin, 9/24/11
TD Receptions	2	vs. Stephen F. Austin, 9/24/11
Longest Reception	50	vs. Stephen F. Austin, 9/24/11
Kickoff Returns	5	vs. Stephen F. Austin, 9/24/11
KO Return Yards	172	vs. Prairie View A&M, 11/5/11
KO Return Touchdowns	1	vs. Prairie View A&M, 11/5/11
Longest KO Return	93	vs. Prairie View A&M, 11/5/11

BATTLE'S CAREER STATISTICS

Year	G	Rec	Yds	TD	Lg	Rec/G	Avg/C	Yds./G
2011	12	27	368	5	50	2.2	13.6	30.7



PHILLIP BENNING

26

Safety
6' 0" • 175 • Junior • 2L
The Colony, Texas
The Colony HS

2011

Played in all 12 games and made one start ... tallied 15 tackles (nine solo), one quarterback hurry, and broke up three passes on the year ... posted two tackles (one solo) at Wyoming ... had two tackles (one solo) at Stephen F. Austin ... tallied two tackles (one solo) and a pass breakup against Nicholls ... logged one solo stop at McNeese State ... had one quarterback hurry versus Lamar ... registered one tackle at Southeastern Louisiana ... broke up two passes to go along with four tackles (three solo) at Central Arkansas, all season-highs ... had three tackles (two solo) in season finale versus Sam Houston State.

2010

Recorded three tackles, including two solo stops ... recorded an interception against Nicholls ... returned a kickoff for 15 yards at Houston ... recorded a solo tackle against Southeastern Louisiana and Sam Houston State.

2009

Sat out the season as a redshirt.

HIGH SCHOOL

First-Team All-District 5-4A selection as a defensive back for coach Rudy Rangel ... named the District Special Teams MVP in 2008 after helping lead The Colony to a 7-3 record ... member of the school's track team ... competed in the 100 meters, 4x100 and 4x200-meter relays ... named Academic All-District selection ... listed on the school's A-B Honor Roll and on the President's List.

PERSONAL


Born Jan. 1, 1991 ... son of Kenneth and Rene Benning ... hobbies include playing video games and other sports.

CAREER HIGHS

Category	No.	Date
Tackles	4	vs. Central Arkansas, 11/12/11
Interceptions	1	vs. Nicholls, 10/16/10
Pass Breakups	2	vs. Central Arkansas, 11/12/11

BENNING'S CAREER STATISTICS

Year	G	UA	A	Tackles	TFL	Yds	PD	Int	Yds	Lg
2010	10	2	1	3	0.0	0	1	1	0	0
2011	12	9	6	15	0.0	0	3	0	0	0
Totals	22	11	7	18	0.0	0	4	1	0	0



BRETT BLACKBURN

42

Running Back
5' 10" • 210 • Sophomore • SQ
McGregor, Texas
McGregor HS

2011

Did not see any action.

2010


Sat out the season as a redshirt.

HIGH SCHOOL

Received All-State football honors ... named to the Super Centex football team ... was an All-District 16-2A First-Team selection for head coach Tim Seward ... also competed in powerlifting ... finished second in the state meet his senior year ... finished third in the state championships in his junior year ... received All-State and Super Centex All-Academic honors

PERSONAL

Born Mar. 17, 1992 in Hopkinsville, Kentucky ... son of Stacy and Mike Luera and Randall and Penny Blackburn ... majoring in exercise and sport science and pre-physical therapy ... hobbies include fishing and knitting.



TYLER BLADES

Safety
 6' 0" • 197 • Freshman • RS
 San Antonio, Texas
 San Antonio Christian HS

37

2011


Sat out the season as a redshirt.

HIGH SCHOOL

Named to TAPPS 4A Second-Team All-District Offense ... received Honorable Mention Defense ... made merit roll as a senior.

PERSONAL

Born June 15, 1993 in Albuquerque, New Mexico ... son of Mike and Melissa Blades ... major is exercise and sport science at Texas State ... hobbies include listening to music and working out.



JUSTIN BOOTH

Defensive End
 6'5" • 259 • Freshman • RS
 Dayton, Texas
 Dayton HS


96

HIGH SCHOOL

Signed with Texas State in Dec., 2011 ... sat out 2011 after earning All-District 19-4A selection for coach Jerry Stewart in 2010 ... member of the Houston Chronicle's Greater Houston 100 ... two-year starter for the Broncos who reached the Region III D2 finals in his junior year and the regional semifinalist as a senior with a 13-1 record ... three-year starter on the Broncos' basketball team, averaging 15 points and 12 rebounds ... competed in power lifting.

PERSONAL

Born on Sept. 11, 1992 ... son of Jeanne and Turk Booth of Dayton ... major is exercise and sports science at Texas State.



PRESTIN BROWN

Tight End
 6' 3" • 270 • Junior • 2L
 Chishocogo, Minn.
 Grand Prairie (Texas) HS

41

2012

Has moved over to the offense as a tight end ... finished as the runner-up in the incline press at the Night of Champions.

2011

Saw action in four games as a reserve defensive lineman ... received Texas State's Jim Wacker "Unbelievable" award ... registered one tackle at Wyoming during the season.

2010

Played in 11 games ... ranked fourth among team leaders with 58 tackles, including 24 solo stops ... recorded 7.5 tackles for losses of 19 yards and led the Bobcats with three sacks for losses of 12 yards ... also forced one fumble ... started 11 games at nose tackle ... had four tackles at Sam Houston State ... recorded five tackles against Central Arkansas ... led the Bobcats with nine tackles against Northwestern State ... recorded six tackles, one quarterback sack and 2.5 tackles for losses against Nicholls ... tallied two tackles at Southeastern Louisiana ... assisted on three tackles against Southern Utah ... led Texas State with 11 tackles against Cal Poly to earn Southland Conference Defensive Player-of-the-Week honors ... logged eight tackles, including six solo stops, against Southern Arkansas ... had two quarterback sacks for a loss of eight yards and 3.5 tackles for losses of 11 yards against the Muleriders ... recorded three assisted tackles in his first collegiate start at Houston.

2009

Sat out the season as a redshirt.

HIGH SCHOOL

Three-time All-District 7-5A selection for head coach Gary Bartel ... named First-Team All-District selection in 2008 and First-Team Academic All-District selection in 2008 ... named Second-Team All-District defensive end in 2006 and 2007 ... also lettered three years in wrestling and track ... played baseball in 2007 ... member of the National Honor Society and served on the student council.

PERSONAL

Born April 10, 1991 ... son of Lisa Woodard ... selected to play for the USA Football's Junior National Team at the 2009 Junior World Football Championships in Canton, Ohio ... major is psychology.

CAREER HIGHS		
Category	No.	Date
Tackles	11	vs. Cal Poly, 9/18/10
Tackles for loss	3.5	vs. Southern Arkansas, 9/11/10
Quarterback Sacks	2	vs. Southern Arkansas, 9/11/10
Forced Fumble	1	vs. Northwestern State, 10/23/10

BROWN'S CAREER STATISTICS										
Year	G	UA	A	Tackles	TFL	Yds	Sack	FF	FR	Blkd
2010	11	23	35	58	7.5	19	4	1	0	0
2011	4	0	1	1	0.0	0	0	0	0	0
Totals	15	23	36	59	7.5	19	4	1	0	0



WESTON CARD

Safety
 6' 2" • 193 • Sophomore • HS
 Houston, Texas
 Cypress Woods HS

1

HIGH SCHOOL


All-District First-Team selection ... earned Honorable Mention Academic All-State honors ... helped lead the Wildcats to a 10-4 record as a senior in 2010.

PERSONAL

Born April 30, 1992 in Houston ... son of Douglas and Cindy Card ... major is business administration at Texas State.



Meet The Bobcats




ELIJAH CASH
Wide Receiver
6' 1" • 191 • Freshman • RS
Austin, Texas
Lyndon B. Johnson HS

82

2011
Did not see any action.

HIGH SCHOOL
All-District 26-4A First-Team selection in 2010 ... chosen Academic All-Centex First-Team ... also lettered in basketball and track.

PERSONAL
Personal: Born July 13, 1992 in Austin, Texas ... son of Dereck Williams and Mona Lisa Cash ... major is healthcare administration at Texas State.




LARRY CENTERS, JR.
Wide Receiver
5' 10" • 185 • Sophomore • TR
Nacogdoches, Texas
Tatum HS
SMU

24

NOTE
Joined the Bobcats last spring after transferring from SMU ... won the vertical jump at Texas State's Night of Champions with a leap of 40".

HIGH SCHOOL
Lettered as a wide receiver and running back at Tatum High School ... earned All-District honors as a senior in 2010 ... member of the National Honor Society, Key Club and International Club.

PERSONAL
Born Aug. 16, 1991 ... son of former NFL great Larry Centers, who played 14 years in the NFL, making three Pro Bowls and winning a Super Bowl championship with the New England Patriots in 2003.



TYLER CHASE
Safety
5' 10" • 186 • Sophomore • 1L
Rowlett, Texas
Rowlett HS

16

2011
Saw action in 11 games with the special teams unit as a true freshman ... recorded two solo tackles, blocked a punt, and returned one punt for 15 yards versus Tarleton State ... tallied a season-high three tackles (one solo) at McNeese State ... registered one tackle at Southeastern Louisiana ... had one solo tackle against Prairie View A&M.

HIGH SCHOOL
Named First-Team Defense All-District 10-5A under Kiff Hardin ... awarded Defensive Player of the Week by the Dallas Morning News ... performance included a 72-yard interception return for a touchdown, along with eight tackles, two passes deflected and a forced fumble against Garland ... named First-Team All-District in baseball ... graduated with honors and was a star scholar.

PERSONAL
Born Sept. 7, 1992 in Dallas, Texas ... son of Greg and Sandy Chase ... major is business at Texas State ... favorite hobbies are hunting and dirt biking.

CAREER HIGHS		
Category	No.	Date
Tackles	3	vs. McNeese State, 10/8/11
Blocked Punt	1	vs. Tarleton State, 9/17/10

CHASE'S CAREER STATISTICS										
Year	G	UA	A	Tackles	TFL	Yds	PD	FF	FR	Blk
2011	9	4	3	7	0.0	0	0	0	0	1



JAMIE CLAVELL-HEAD **43**
Defensive Line
6' 3" • 277 • Junior • 2L
Reno, Nev.
Bishop Manogue HS

2011
Played in 11 games as reserve defensive tackle ... logged 11 tackles (three solo), one interception, and broke up one pass during the season ... had one solo tackle at Texas Tech ... registered one tackle at Wyoming ... recorded one pass breakup against Tarleton State ... tallied four tackles (one solo) at Stephen F. Austin ... collected three tackles at Southeastern Louisiana ... had one solo stop at Northwestern State... intercepted a pass and recorded one tackle against Sam Houston State.

2010
Played in 11 games as a reserve defensive tackle and field goal snapper ... registered 17 tackles, including 11 solo stops and a quarterback sack for a loss of two yards ... led the Bobcats with two fumble recoveries ... assisted on one tackle at Sam Houston State after recording three tackles, including two solo stops at McNeese State ... registered four tackles, including one for a five-yard loss against Central Arkansas ... moved to defensive tackle after Ashley Eshraghipour was injured and lost for the season in preseason practice ... assisted on one stop against Northwestern State ... logged one solo tackle against Nicholls ... registered three tackles at Southeastern Louisiana ... recorded two tackles, including a solo tackle and assisting on another with Sam Pier for a one-yard loss against Southern Utah ... had one solo tackle against Southern Arkansas and Cal Poly.

2009
Sat out the season as a redshirt.

HIGH SCHOOL
Two-Time All-Sierra Conference selection for coach Paul Mills ... helped Miners finish with an 11-2 record in 2008 ... finished his senior season with 86 tackles ... best game came against Damonte when he had three sacks ... performed 100 hours of public service helping the disadvantaged and handicapped adults and kids.


PERSONAL
Born Mar. 4, 1991 ... son of former Texas State All-American Tommy Head and Holly Clavell-Head ... major is communications.

CAREER HIGHS		
Category	No.	Date
Tackles	4	twice, last vs. Stephen F. Austin, 9/24/11
Tackle for Loss	1.0	vs. Central Arkansas, 11/6/10
Interceptions	1	vs. Sam Houston State, 11/19/11

Meet The Bobcats

CLAVELL-HEAD'S CAREER STATISTICS

Year	G	UA	A	Tackles	TFL	Yds	PD	Int	FF	FR
2010	11	10	7	17	1.5	6	0	0	0	0
2011	11	3	8	11	0.0	0	2	1	0	0
Totals	22	13	15	28	1.5	6	2	1	0	0



JEFF CLERMOND 79

Offensive Line
6' 2" • 304 • Junior • 2L
DeSoto, Texas
DeSoto HS

2012

Moved to the offensive line in spring practice after playing the last two seasons as a defensive tackle ... finished in a three-way tie in the squat lift with 700 lbs. at the Night of Champions.

2011

Played in nine games as a reserve defensive lineman ... registered one solo tackle for a loss at Texas Tech ... also recorded one tackle at Stephen F. Austin.

2010

Started 11 games at defensive tackle ... had 32 tackles, including 15 solo stops ... had nine tackles for losses of 19 yards, including an assists on a quarterback sack for a loss of three-yards ... recovered one fumble throughout the season ... recorded two unassisted tackles at Sam Houston State ... registered four tackles at McNeese State ... had one tackle against Central Arkansas ... recorded three tackles, including two for losses at Stephen F. Austin ... registered four tackles against Northwestern State ... had five tackles and two tackles for losses of one yard against Nicholls ... registered one solo tackle at Southeastern Louisiana ... recorded one solo stop against Southern Utah ... had a season-high five tackles, including four solo stops against Cal Poly ... earned honorable mention NCAA Division I FCS Performers of the Week honors by College Football Performance Awards after his performance against Cal Poly ... tallied four tackles with one solo stop against Southern Arkansas ... also assisted on a tackle for a loss of one yard versus the Muleriders ... recorded two assisted tackles at Houston.

2009

Sat out the season as a redshirt.

High School

Honorable-Mention All-State selection after earning First-Team All-District 11-5A honors ... played for coaches Claude Mathis and Mark Brady ... helped lead DeSoto to a district championship and the second round of the playoffs ... three-year letterman in football and track ... earned player of the week honors in 2008 ... was a four-time regional champion in the shot put and discus ... member of the National Honor Society ... named to school's honor roll.

Personal


Born May 16, 1991 ... son of Germite Cerine and Marcel Jacques ... major is biology.

CAREER HIGHS

Category	No.	Date
Tackles	5	twice, last vs. Nicholls, 10/16/10
Tackle for Loss	2.0	three times, last vs. Nicholls, 10/16/10
Quarterback Sack	0.5	vs. Northwestern State, 10/23/10
Fumble Forced	1	vs. Cal Poly, 9/16/10
Fumble Recovered	1	vs. Cal Poly, 9/16/10

CLERMOND'S CAREER STATISTICS

Year	G	UA	A	Tackles	TFL	Yds	Sacks	Yds	PD	FF	FR	Blkd
2010	11	15	17	32	9.0	19	0.5	3	0	1	1	0
2011	9	1	1	2	1.0	1	0	0	0	0	0	0
Totals	20	16	18	34	10.0	20	0.5	3	0	1	1	0



CHANDLER COFFEY 39

Safety
6' 1" • 200 • Junior • SQ
Sugar Land, Texas
Clements HS

2011

Did not see any action.

2010

Did not see any action as a reserve defensive back.

HIGH SCHOOL

Member of Fort Bend Clements' football and track teams ... played wide receiver and defensive back ... helped Clements advance to Class 5A Division II Region II semifinals ... competed in the triple jump for the track and field team.

PERSONAL

Son of Ken and Brenda Coffey ... father is former player for the Washington Redskins from 1983-86 and was a three-year letterman and the 1981 Defensive Player of the Year at Texas State.



LEE CONOLY 63

Offensive Line
6' 3" • 293 • Junior • 2L
Lubbock, Texas
Frenship HS

2011

Played in 12 games as a reserve offensive lineman and a member of special teams on the field goal and extra-point attempts ... recorded seven pancake blocks ... had a season-high two pancakes versus Lamar ... graded out 100 percent versus Tarleton State and 88 percent against Nicholls.

2010

Appeared in one game against Northwestern State for the Bobcats.

2009

Sat out the season as a redshirt.

HIGH SCHOOL

Unanimous First-Team All-District 4-4A selection after helping to lead Frenship to a 13-1 record ... also named to the All-City First-Team Offensive Lineman and All-South Plains 5A-4A First-Team ... three-year letterman and two-year starter who led Frenship to a combined 23-4 record ... member of the Future Farmers of America.

PERSONAL

Born Oct. 2, 1990 ... son of Tim and Dawn Conoly hobbies include hunting and fishing.



Meet The Bobcats



JACKSON COSTELLO

Offensive Line
6' 4" • 273 • Freshman • RS
The Woodlands, Texas
College Park HS

78

2011
Sat out the season as a redshirt.

HIGH SCHOOL
Earned First-Team All-District 14-5A honors under head coach Richard Carson ... named to *Vype* magazine's Top 100 ... set school record in shot put with 52.8 meters.

PERSONAL
Born Dec. 21, 1992 ... son of Tom and Nancy Costello ... major is computer science.



ZACH CRAWFORD

Offensive Line
6' 2" • 298 • Freshman • RS
Austin, Texas
Westwood HS


68

2012
Won the incline press and set a school record with a lift of 425 lbs. at the Night of Champions.

2011
Sat out the season as a redshirt.

HIGH SCHOOL
Earned All-District 16-5A honors three times under head coach Anthony Wood ... was a Second-team All-Centex selection by the Austin American Statesman after playing for the 5-6 Bi-District Finalist Warriors ... helped lead the way for an offense that averaged 358 total yards and 28.7 points per game ... competed in the shot put and discus events.

PERSONAL
Born Nov. 10, 1992 in Arlington, Texas ... son of Chris and Kaye Crawford.



MARCUS CURRY

Running Back
5' 11" • 211 • Senior • 1L
Carrollton, Texas
Carrollton HS
Navy

28

2011
Played in all 12 games and started six contests ... tallied 756 all-purpose yards and four touchdowns in his first season at Texas State ... recorded 637 yards on 127 carries with three touchdowns ... averaged 5.02 yards per carry ... also caught 13 passes for 119 yards and one touchdown ... recorded 71 yards and a touchdown on 19 carries at Texas Tech ... carried the ball 15 times for 75 yards versus Tarleton State ... also had three receptions for 11 yards ... recorded a single game high 128 yards on 23 carries ... tallied three carries for 16 yards and one catch for a 20-yard score against Nicholls ... had 11 carries for 123 yards, including a season-long 54 yard run versus Lamar ... also had one catch for a 26-yard gain to reach a single game high of 149 all-purpose yards ... logged one touchdown on four carries for 19 yards at Southeastern Louisiana ... registered 17 carries for 82 yards

and also tallied three catches for five yards versus Northwestern State ... registered third game with 100 or more all purpose yards versus Prairie View A&M ... had nine carries for 78 yards and one touchdown, also had one reception for 23 yards ... logged 36 yards on eight carries and two catches for 12 yards at Central Arkansas.

2010
Sat out the season as a redshirt.


PREVIOUS SCHOOL
Gained 585 yards and scored five touchdowns on 80 carries as slotback in Navy's triple option offense ... averaged 7.3 yards per carry ... also caught 10 passes for 287 yards with three TD's ... played in seven games, but did not have any carries as a freshman.

HIGH SCHOOL
Earned a pair of letters in football and baseball at Hebron ... named All-District First-Team as a running back and a Second-Team selection as a cornerback as a senior ... led Hebron to a 2005 state championship with a 16-0 record.

PERSONAL
Born Mar. 30, 1989 in Carrollton ... son of William and Joan Curry ... major is computer science ... his uncle, Aaron Curry, played basketball at Oklahoma.

CAREER HIGHS		
Category	No.	Date
Carries	23	vs. Stephen F. Austin, 9/24/11
Rushing Yards	128	vs. Stephen F. Austin, 9/24/11
Rushing Touchdowns	1	three times, last vs. Prairie View A&M, 11/5/11
Longest Run	54	vs. Lamar, 10/15/11
Receptions	3	twice, last vs. Northwestern State, 10/29/11
Yards	26	vs. Lamar, 10/15/11
TD Receptions	1	vs. Nicholls, 10/1/11
Longest Reception	26	vs. Lamar, 10/15/11

CURRY'S CAREER STATISTICS							
Year	G	Att.	Yds	TD	Lg	Avg/C	Avg/G
2011	12	127	637	3	54	5.0	53.1



XAVIER DANIELS

Safety
6' 0" • 168 • Junior • 2L
Giddings, Texas
Giddings HS

18

2011
Played and started all 12 games at safety ... led team with 77 tackles (51 solo) and three interceptions ... also broke up five passes ... earned FCS Independent All-Conference First-Team honors by College Sports Madness ... logged five tackles (four solo) at Texas Tech ... had 11 tackles (eight solo), one interception, one pass breakup, and returned a kickoff 24 yards at Wyoming ... tallied seven tackles (five solo) and two pass breakups in season opener at home against Tarleton State ... had five tackles (four solo) at Stephen F. Austin ... registered five tackles (four solo) and broke up one pass versus Nicholls ... recorded an interception and eight tackles (three solo) at McNeese State ... had four tackles (three solo) versus Lamar ... broke up a pass along with eight tackles (five solo) at Southeastern Louisiana ... tallied five tackles (three solo) against Northwestern State ... led team with 10 tackles (eight solo), including a tackle for a loss of four yards ... made third interception of the season versus Central Arkansas as well as recording five tackles (two solo) ... tallied four tackles (two solo) against Sam Houston State.

Meet The Bobcats

2010

Played in 11 games and made one start for the Bobcats ... recorded 29 tackles, including 16 solo stops, and broke up one pass ... recorded four tackles, including three solo stops at Sam Houston State after assisting on one tackle at McNeese State ... registered three tackles against Central Arkansas ... recorded four tackles and one tackle for a four-yard loss at Stephen F. Austin ... collected two tackles, including two solo stops against Nicholls ... had one assisted tackle at Southeastern Louisiana ... logged three tackles, including two solo stops, versus Southern Utah ... registered five tackles against Southern Arkansas ... recorded four tackles in his first collegiate game at Houston.

2009

Sat out the season as a redshirt.

HIGH SCHOOL


Named Class 3A State Defensive Player of the Year and First-Team All-State ... played for coach Derek Fitzhenry ... earned All-District 25-3A honors ... member of the track team and scored the most points at the District 25-3A championships ... earned the Earl Hill Award ... named the MVP for both the football and basketball teams.

PERSONAL

Born May 15, 1991 ... son of Elvera Davis ... his cousin, Brodney Pool, plays for the Cleveland Browns ... major is business management.

CAREER HIGHS		
Category	No.	Date
Tackles	11	vs Wyoming, 9/10/11
Tackles for Loss	1.0	twice, last vs. Prairie View A&M, 11/5/11
Interceptions	1	three times, last vs. Central Arkansas, 11/12/11
Pass Breakups	2	vs. Tarleton State, 9/17/11

DANIELS' CAREER STATISTICS										
Year	G	UA	A	Tackles	TFL	Yds	PD	Int	Yds	ff
2010	11	16	13	29	1.0	2	1	0	0	0
2011	12	51	26	77	1.5	5	8	3	14	0
Totals	23	67	39	106	2.5	7	9	3	14	0



JASON DANN

Place Kicker/Punter
6'0" • 175 • Sophomore • TR
Dallas, Texas
Lake Highlands HS
Nebraska

48

PREVIOUS SCHOOL


Walk-on place kicker and punter at Nebraska.

HIGH SCHOOL

Was a kicker and punter at Lake Highlands High as a senior ... earned All-District 5A-9 honors as a punter as a junior and senior ... helped the team finish with an 11-3 record ... named specials teams MVP ... averaged 40 yards on 18 punts ... booted two punts inside the 20-yard line ... scored 79 points by kicking 11 field goals and 46 PAT tries ... kicked a 50-yard field goal as a sophomore ... 40 percent of his kickoffs resulted in touchbacks.

PERSONAL

Born June 24, 1992 ... son of Mark and Ginger Dann ... his father is a Texas State alum ... major is construction science management.



DUKE DELANCELOTTI

8

Quarterback
6' 1" • 186 • Junior • TR
San Clemente, Calif.
San Clemente HS
Santa Ana College

JUNIOR COLLEGE

Ranked among the Top 11 Juco Dual Threat Quarterbacks in the nation by Junior College Gridiron Dirty Dozen ... completed 34-of-56 passes for 550 yards and six touchdowns ... ran for 214 yards and five touchdowns on 38 carries ... his five touchdowns ranked third among Santa Ana's team scoring leaders.

HIGH SCHOOL

Graduated from San Clemente High School in 2009...was a four-year letter-winner in football and lacrosse...named Southwest Region Most Valuable Player his sophomore year...named First-Team All-League during his senior year.

PERSONAL

Born Sept. 26, 1990 ... son of Mark and Alba DeLancellotti...has two sisters, Amanda and Andrea ... Amanda is a senior softball player at Wagner ... enjoys playing lacrosse and beach volleyball.



JEREMY DICKEY

7

Safety
6' 0" • 190 • Sophomore • TR
Liberty, Texas
Liberty HS
Tarleton State

2011


Sat out the 2011 season after transferring from Tarleton State, where he was a redshirt.

HIGH SCHOOL

First-Team All-District 22-3A punter under coach Shane Deel ... was also a quarterback at Liberty ... finished his senior season completing 70 of 130 passes for 877 yards and 7 TDs ... rushed for 601 yards and 3 TDs his senior season ... competed in the 100, 200 and 4x100-meter events in track ... also competed in powerlifting ... member of the National Honor Society.

PERSONAL

Born May 10, 1991 ... son of Jim and Sherry Dickey ... father coaches at Liberty High School ... his uncle, Darrell, is a offensive coordinator and running backs coach at Memphis and former co-offensive coordinator, running backs and tight ends coach at Texas State ... major is business marketing at Texas State.



BRETT DONALDSON

32

Safety
6' 2" • 210 • Freshman • RS
St. Joseph, Mo.
Central HS

2011

Sat out the season as a redshirt.

HIGH SCHOOL

Earned First-Team All-Conference Defensive Line, All-City and All-District Defensive Line honors ... played for coach Jeff Wallace



Meet The Bobcats

PERSONAL

Born Oct. 19, 1992 in St. Joseph, Mo. ... son of Amos and Patty Donaldson ... hobbies are lifting weights and sports ... his father was an All-Big Eight offensive line at Kansas State ... brother Brendon is a senior and plays defensive tackle at Missouri.



DYLAN DUMAS

48


Defensive Line
6' 0" • 230 • Freshman • RS
China Spring, Texas
China Spring HS

2011

Sat out the season as a redshirt.

HIGH SCHOOL

Earned All-District 19-3A Second-Team honors as a linebacker and All-District First-Team honors as a tight end as a senior for coach Mark Bell ... was a Honorable Mention All-Centex in 2009 and 2010 ... Named to the *All-Smoaky.com* All-Central Texas First-Team selection as a tight end as a senior ... chosen All-District First-Team as a tight end and Second-Team as a linebacker by *TexasFootballRatings.com* ... named All-District performer as a baseball player.



ANDY ERICKSON

13

Wide Receiver
5' 10" • 170 • Junior • 1L
Austin, Texas
Lake Travis HS
Rice

2011

Appeared in eight contests and made one start at wide receiver ... served as teams primary punt returner as well as contributing to kickoff returns ... honored with Bobcat Special Teams Player of the Year ... led team with 18 punt returns gaining 199 yards ... had four kickoff returns for 86 yards ... also made four receptions for 35 yards for the year... returned six punts at Stephen F. Austin for 99 yards, including a 52-yard long ... also returned one kickoff for 24 yards for a total of 123 all-purpose yards for the day ... logged a season-best 27 yards receiving on two grabs at McNeese State ... also returned three kickoffs for 62 yards, including a 44-yard long.

PREVIOUS SCHOOL

Transfer from Rice ... caught one pass for eight yards as a true freshman ... led the Owls in kickoff and punt returns ... returned 27 kickoffs for 564 yards and eight punts for 85 yards.

HIGH SCHOOL

Named to Dave Campbell's Texas Football's 2009 All-Texas High School team ... compiled 2,730 all-purpose yards and scored 41 touchdowns as a senior for coach Chad Morris ... played on three consecutive state 4A Division I champions ... Lake Travis was 47-1 in his three seasons and finished 2009 ranked second in the nation by *Rivals.com* ... named class 4A All-State Honorable Mention by the *Associated Press* ... chosen Central Texas Player of the Year ... finished his career with 4,912 all purpose yards in three seasons ... earned Academic All-District honors.

PERSONAL

Born Nov. 3, 1991 in Long Beach, Calif. ... son of John and Sharmae Erickson ... has two brothers, two sisters ... has not declared a major.

CAREER HIGHS

Category	No.	Date
Receptions	2	twice, last vs. Prairie View A&M, 11/5/11
Yards	27	vs. McNeese State, 10/8/11
Longest Reception	21	vs. McNeese State, 10/8/11
Kickoff Returns	3	vs. McNeese State, 10/8/11
KO Return Yards	62	vs. McNeese State, 10/8/11
Longest KO Return	44	vs. McNeese State, 10/8/11
Punt Returns	6	vs. Stephen F. Austin, 9/24/11
Punt Return Yards	99	vs. Stephen F. Austin, 9/24/11
Longest Punt Return	52	vs. Stephen F. Austin, 9/24/11

ERICKSON'S CAREER STATISTICS

Year	G	Rec	Yds	TD	Lg	Rec/G	Avg/C	Yds./G	
2011	8	4	35	0	0	0.5	8.8	4.4	
Year	G	Punt Ret.	Yds	Avg.	Lg	KO Ret	Yds	Avg.	Lg
2011	8	18	199	11.1	52	4	86	21.5	44



ADLEY ESHRAGHIPOUR

55

Offensive Line
6' 4" • 265 • Senior • 3L
Arlington, Texas
Martin HS
UNLV

2012

Moved from defensive tackle to offensive line in the spring for his senior season.

2011

Played in 11 games as a reserve defensive end ... registered eight tackles (four solo) on the year with one resulting for a loss.

2010

Sat out the season as a redshirt.

2009

Earned All-Southland Conference Honorable Mention honors ... recorded a total of 42 tackles 16 solo and 26 assisted ... had five solo tackles and five assisted tackles at Northwestern State ... had three tackles for a loss of six yards ... recorded one sack for three yards ... recovered two fumbles one during the Texas Southern game and the other during the Southeastern Louisiana game ... hurried the quarterback two times, broke two passes, and had one interception.

2008

Played in 11 games for the Bobcats ... tallied 22 tackles, including nine unassisted stops ... had a season highs of nine total and four unassisted tackles against Northwestern State ... also had four tackles against Montana in a NCAA Division I FCS playoff game.

PREVIOUS SCHOOL

Joined team in spring semester and participated in spring drills after attending UNLV as a part-time student.

HIGH SCHOOL

A two-year letterwinner at Martin HS ... led the offensive line with 63 pancake blocks for the Warriors ... earned First-Team All-District and Second-Team All-Area honors as a senior.

PERSONAL

Born on Dec. 15, 1988 ... son of Billy and Brenda Eshraghipour ... major is exercise and sports science.


Meet The Bobcats

CAREER HIGHS

Category	No.	Date
Tackles	10	vs. Northwestern State, 10/24/09
Tackles for loss	2	vs. Stephen F. Austin, 10/25/08
Quarterback Sacks	1	three times, last vs. Northwestern State, 10/24/09
Interceptions	1	vs. Nicholls, 10/27/09
Passes Broken Up	1	twice, last vs. Southeastern La., 10/10/09
Fumbles Recovered	1	twice, last vs. Southeastern La., 10/10/09

ESHRAHIPPOUR CAREER STATISTICS

Year	G	UA	A	Tackles	TFL	Yds	Sacks	Yds	PD	FF	FR	Blkd
2008	11	9	13	22	1.5	10	2	9	0	0	0	0-0
2009	11	16	26	42	3.0	6	1	3	2	0	2	1-0
2010	Did Not Play											
2011	11	4	4	8	0.5	1	0	0	0	0	0	0-0
Totals	33	29	43	72	5.0	17	3	12	2	0	2	1-0



COLLIN FISSELL

50

Offensive Line
6' 2" • 289 • Sophomore • 1L
Katy, Texas
Seven Lakes HS

2011

Played in six games and made three starts as an offensive tackle ...registered 13 pancake blocks ... graded out 80 or above in all six games in which he played ... best grade of 90 percent came at Texas Tech.

2010


Sat out the season as a redshirt.

HIGH SCHOOL

Two-time All-District 17-5A selection ... was a three-year starting lineman for coach Kevin O'Keefe ... earned All-District Second-Team honors as a center in 2009 ... chosen Honorable Mention selection as a junior ... named his team's offensive Most Valuable Player and served as team captain during his senior campaign ... also a member of the track and field team.

PERSONAL

Born Mar. 11, 1992 in Anchorage, Alaska ... son of Mark and Nanette Fissell of Katy ... father played at USC ... major is exercise and sports science, and pre-med ... came to Texas State after being recruited by Texas A&M-Kingsville ... hobbies include playing sports and video games.



TERRENCE FRANKS

20

Running Back
5' 10" • 194 • Sophomore • 1L
Angleton, Texas
Angleton HS

2011


Played in 12 games and made eight starts at running back ... led team in rushing with 863 yards, all-purpose yards with 884, and touchdowns with nine ... earned FCS Independent All-Conference First-Team, College Sports Madness ... also earned Bobcat Outstanding Freshman award ... registered 5.91 yards per carry, placing sixth all-time for a Bobcat ... had seven carries for 25 yards in week one at Texas Tech ... had eight carries for 42 yards and touchdown at Wyoming ... registered three touchdowns on 12 carries for 74 yards in his first start versus Tarleton State ... honored with College Sports Madness player of the week for the performance ... had 11 carries for 39 yards at Stephen F. Austin ... broke 100-yard mark against Nicholls with 105 yards on 15 carries and one touchdown on a 23-yard gallop ... had eight carries for 27 yards versus Lamar ... recorded 234 yards rushing and two touchdowns on 24 carries at Southeastern Louisiana, including a 74-yard rush for a touchdown ... earned College Football Performance Awards National Player of the Week recognition ... set a season-long mark with an 82-yard rush for a touchdown versus Northwest Louisiana, registered 98 yards rushing on seven carries in the game ... recorded 56 yards on 16 carries at home against Prairie View A&M ... registered a touchdown against Central Arkansas with 13 carries and 28 yards ... carried the ball 12 times for 71 yards versus Sam Houston State.

2010

Sat out the season as a redshirt.

HIGH SCHOOL

Starting running back at Angleton High School ...team finished with a record of 12-2 in 2009 ... his head coach was Finis Vanover ... earned All-District 24-4A Second-Team



THOMAS EVANS

99

Defensive Line
6' 4" • 245 • Junior • TR
Davis, Calif.
Mission Viejo HS
American River City College

JUNIOR COLLEGE


Led American River College to two conference championships with an 11-0 record in 2011 ... posted seven quarterback sacks and 12 tackles for losses as a sophomore ... also recovered two fumbles for the Beavers.

HIGH SCHOOL

Earned All-South Coast League Second-Team honors as a tight end at Mission Viejo High School ... helped lead Diablos to two straight South Coast League championships.

PERSONAL

Born Jan. 12, 1991 ... son of Scott and Cindy Evans ... major is business ... his older brother, Sean, played football at Willamette University in Oregon and his brother, Ian, played at Davis High School ... father is an English professor and author and mother is a high school counselor.



DAVID FARRIS

29

Cornerback
5' 9" • 163 • Sophomore • TR
Pearland, Texas
Dawson HS
UTSA

PREVIOUS SCHOOL

Transferred from UTSA.

HIGH SCHOOL

Earned All-District 24-4A honors as a senior after recording 75 tackles, two interceptions, and one blocked punt ... also broke up 11 passes and recovered one fumble for coach Eric Wells ... also ran on the 4x100 and 4x200-meter relay teams for the track team.

PERSONAL

Born Dec. 6, 1991 ... son of Ed Farris and Brigitte Fields ... major is mass communication ... enjoys watching movies and listening to music.

Meet The Bobcats

honors in 2009 after being named an Honorable Mention selection as a junior ... rushed for 688 yards in 2009... two-time All-State selection in track after helping Angleton win District 24-4A championship in the 4x100m and 4x200m relays ... was a member of the 4x100m relay team that won the 2009 state championship.

PERSONAL

Born May 12, 1992 in Houston ... son of Clem and Alice Franks ... major is sports management ... his relatives include current Washington Wizards forward Rashard Lewis, current Tennessee Titan fullback Ahmard Hall, former Texas A&M cornerback Arkeith Brown and former Baylor standout guard and Harlem Globetrotter Andre Branch ... hobbies include dancing.

CAREER HIGHS		
Category	No.	Date
Rushing Attempts	24	vs. Southeastern Louisiana, 10/22/11
Rushing Yards	234	vs. Southeastern Louisiana, 10/22/11
Rushing Touchdowns	3	vs. Tarleton State, 9/17/11
Longest Run	74	vs. Southeastern Louisiana, 10/22/11
Receptions	2	vs. Sam Houston State, 11/19/11
Yards	12	vs. Southeastern Louisiana, 10/22/11
Longest Reception	12	vs. Southeastern Louisiana, 10/22/11

FRANKS' CAREER STATISTICS							
Year	G	Att	Yds	TD	Lg	Avg/C	Avg/G
2011	12	146	863	9	82	5.9	71.9



MATT FREEMAN

Offensive Line
6' 2" • 279 • Freshman • RS
Abilene, Texas
Cooper HS

66

2011
Sat out the season as a redshirt.

HIGH SCHOOL

Two-time All-District 3-5A selection ... was an All-State selection ... named Second-Team All-American ... helped lead Abilene Cooper to a district championship and a regional finals appearance against Denton Guyer ... helped pave the way for Cooper's offense to average 462.0 total yards and 40.3 points per game ... named to 2011 U.S. Under-19 National Team, assembled by USA Football ... had 91 knockdowns during junior season ... three-year starter for coach Mike Spradlin ... also competed in the discus.

PERSONAL

Born April 12, 1993 in Abilene ... son of Nora and Michael Freeman ... major is criminal justice at Texas State.



JAFUS GAINES

Wide Receiver
5' 11" • 170 • Freshman • RS
Houston, Texas
Chavez HS

80

2011
Sat out the season as a redshirt.

HIGH SCHOOL

Rated as a three-star recruit by *Rivals.com* ... listed among the Top 100 recruits in Houston by the *Houston Chronicle* while playing for coach Mike Jackson ... was named an All-

District 20-5A selection three times after helping Chavez advance to the district playoffs each season ... was named a finalist for the Greater Houston Area's Player of the Year and Scholar-Athlete of the Year by the Houston Touchdown Club ... caught 29 passes for 408 yards and six touchdowns as a senior ... also returned punts, and had an 88-yard return for a touchdown in his senior campaign ... as a junior, he caught 38 passes for 752 yards and nine touchdowns after grabbing 37 passes for 735 yards and 11 touchdowns during his sophomore season ... also chosen an All-District 20-5A First-Team selection in basketball ... was ranked among the Top 15 students in his class with a GPA of 4.02.

PERSONAL

Son of George and Debra Mercer ... major is health care administration.



RYAN GARREY

Wide Receiver
5' 11" • 174 • Freshman • RS
Plano, Texas
Plano East HS

85

2011
Sat out the season as a redshirt.

HIGH SCHOOL

Earned Second-Team All-District 8-5A and First-Team Academic All-District in 2008 ... suffered a rotator cuff injury 2009 ... chosen First-Team All-District 8-5A and Honorable Mention Academic All-State in 2010 ... top performance came against Allen when he had seven receptions for 119 yards and one touchdown ... also played baseball and soccer.

PERSONAL

Born July 25, 1993 in Dallas, Texas ... son of Bob and Kristi Garrey ... major is business management at Texas State ... member of Young Life and Fellowship of Christian Athletes ... enjoys sports and being with friends.



TIM GAY

Running Back
5' 11" • 210 • Freshman • RS
Houston, Texas
Chavez HS

37

2011
Sat out the season as a redshirt.

HIGH SCHOOL

Two-star recruit by *Rivals.com* ... two-time First-Team All-District 20-5A selection ... earned District 20-5A Offensive MVP honors for 6-5 Bi-District Finalist Lobos ... rushed for 1,341 yards and 13 TDs to go with 12 catches for 244 yards and 2 TDs his senior year ... rushed for 601 yards and 14 TDs along with 6 catches for 179 yards and 4 TDs his junior year ... ranks third in all-time rushing yards and rushing TDs at Chavez High School with 2,215 yards and 27 TDs respectively ... ranks second all-time in points scored at Chavez with 210 points ... Regional qualifier in track ... named most hard working and most dedicated for Lobos track team.

PERSONAL

Born Mar. 25, 1992 in Houston ... son of Sherronda Tisdale and Timothy Gay ... related to former Cleveland Browns running back Ben Gay ... related to former jazz musician and NBA player Wayman Tisdale ... major is education.

Meet The Bobcats



DAVID GEORGE

Defensive Line
6' 4" • 286 • Sophomore • RS
Pearland, Texas
Dawson HS

76

2011
Sat out the season with an injury.


2010
Sat out the season as a redshirt.

HIGH SCHOOL

Named to the All-District 24-4A First-Team Defense as a defensive tackle ... helped lead Dawson to a 12-3 overall record and a second place finish in District 24-4A with a 5-2 mark.

PERSONAL

Born Dec. 17, 1991 ... son of Stephen and Darlene George ... major is geography.



MICHAEL GILMORE

Wide Receiver
5' 7" • 147 • Sophomore • 1L
LaMarque, Texas
LaMarque HS

7

2011
Played in eight games as reserve wide receiver and served as primary kick returner in two contests ... averaged 27.6 yards per kickoff return ... caught his first pass against Texas Tech for nine yards ... logged a reception for 17 yards versus Nicholls ... returned five kickoffs versus Northwestern State for 124 yards, including a 59-yard long ... returned four kickoffs for 141 yards, including a 81-yard game opening return to set up a touchdown.

2010
Sat out the season as a redshirt.

HIGH SCHOOL


Earned All-District 24-4A First-Team honors in 2008 and 2009 ... named the district's Special Teams MVP in 2009 ... also named a two-time All-County selection ... earned Honorable Mention All-State Honors in 2009 ... chosen team and offensive MVP in 2008 ... also named Track Team MVP in 2009 after running on the 200m, 4x100m and 4x400m relay teams ... the 1600m relay team qualified for the Regional Championships ... was a member of the National Honor Society.

PERSONAL

Born Oct. 10, 1991 in Galveston, Texas ... son of Michael and Jocelyn Gilmore ... signed with Texas State after being recruited by Stephen F. Austin, Sam Houston State and Northwestern State ... hobbies include playing basketball.

CAREER HIGHS		
Category	No.	Date
Receptions	1	three times, last vs. Lamar, 10/15/11
Yards	17	vs. Nicholls, 10/11/11
Kickoff Returns	5	vs. Northwestern State, 10/29/11
Kickoff Return Yards	141	vs. Central Arkansas, 11/12/11

GILMORE'S CAREER STATISTICS									
Year	G	Rec	Yds	TD	Lg	KOR	Yds	TD	Lg
2011	8	3	30	0	17	10	276	0	81



COLBY GOODWIN

Tight End
6' 5" • 225 • Junior • 1L
Cypress, Texas
Cy Fair HS
Utah

83

2011
Played in nine games in as a reserve tight end ... also played on special teams.

PREVIOUS SCHOOL

Transfer from Utah.

HIGH SCHOOL

Two-time First-Team All-District selection... served as team captain ... lettered three years in football and two years in basketball.

PERSONAL

Born Jan. 16, 1991 in Houston, Texas ... son of John Goodwin and Deborah Diane Graves-Goodwin ... enjoys snowboarding.



DAMON GRANT

Linebacker
6' 0" • 246 • Senior • SQ
San Antonio, Texas
Cole HS
Prairie View A&M

52

2011
Did not play in any games.

PREVIOUS SCHOOL


Played in seven games over two seasons at Prairie View A&M under head coach Henry Frazier III.

HIGH SCHOOL

Received second-team All-District 30-2A honors at defensive end under head coach Larry Ransom.

PERSONAL

Born Aug. 19, 1989 in Durham, N.C.



DREW HAMILTON

Linebacker
6' 0" • 215 • Sophomore • 1L
Hickory Creek, Texas
Lake Dallas HS

51

2011
Played in 10 games as a reserve linebacker ... registered seven tackles (three solo) and one quarterback hurry for the year ... logged a solo tackle versus Tarleton State ... had three tackles (one solo) at Stephen F. Austin ... had two tackles and one quarterback hurry against Nicholls ... logged one solo stop at Central Arkansas.



Meet The Bobcats

2010
Sat out season as a redshirt.

HIGH SCHOOL

First-Team All-District 5-4A selection who played for coach Mike Young ... also named an All-Area First-Team performer and chosen Honorable Mention All-State in 2009 ... led Lake Dallas to a 10-2 record in 2009 ... also participated in power lifting and track.

PERSONAL

Born May 29, 1991 in Denton, Texas ... son of James and Louise Hamilton ... his uncle, Bradley Hamilton, was an All-Southland Conference selection ... signed with Texas State after being recruited by Baylor, Stephen F. Austin, NIU and North Texas ... major is engineering at Texas State ... played in the Texas High School Coaches Association All-Star game in San Antonio.

CAREER HIGHS		
Category	No.	Date
Tackles	3	vs. Stephen F. Austin, 9/24/11
Quarterback Hurries	1	vs. Nicholls, 10/1/11

HAMILTON'S CAREER STATISTICS										
Year	G	UA	A	Tackles	TFL	Yds	PD	Int	Yds	FF
2011	10	3	4	7	0.0	0	0	0	0	0



CHASE HARPER

88

Tight End
6' 5" • 270 • Senior • 1L
Austin, Texas
Pflugerville Conally HS
Navarro College

2011
Played in 11 games and made eight starts at tight end ... recorded 20 receptions for 287 yards and three touchdowns for the season ... caught two passes for 74 yards at Stephen F. Austin, including a 71-yard touchdown reception that earned FCS Independent Player of the Week honors ... became the second Bobcat playing the tight end position to record two touchdowns in a game when facing Lamar ... finished with three receptions for 56 yards versus Lamar ... caught one pass for 29 yards at Southeastern Louisiana ... logged four receptions for 22 yards against Northwestern State... had four receptions for 66 yards versus Prairie View A&M ... earned FCS Independent Player of the Week honors for the second time.

PREVIOUS SCHOOL

Three-star recruit by *Rivals.com* ... member of Navarro's national championship team in 2010 ... caught 13 passes for 151 yards and two touchdowns as a sophomore for coach Nick Bobeck ... named to the Southwest Junior College All-Conference Second-Team ... helped Navarro win the 2010 NJCAA championship with an 11-1 record after defeating Butler JC in the Citizens Bank Bowl ... Navarro also won the 2009 Heart O' Texas Bowl with an 11-1 record ... also played basketball at Navarro for Johnny Estelle and was an All-Conference Third-Team selection after helping the Bulldogs reach the 2010 NJCAA National Tournament.

HIGH SCHOOL

Caught 32 passes for 613 yards and five touchdowns as a senior at Connally ... best game that season was against Lake Travis when he had 13 catches for 225 yards and two touchdowns ... also recorded six receptions for 131 yards and two TD's versus Killeen .. earned All-District First-Team honors in both football for coach Howard McMahan and basketball for coach Marshall Sanders ... was named an All-Centex selection by the *Austin American Statesman*.

PERSONAL

Son of Rhonda Austin and Nathaniel Harper ... major is occupational education.

CAREER HIGHS		
Category	No.	Date
Receptions	4	twice, last vs. Prairie View A&M, 11/5/11
Yards	74	vs. Stephen F. Austin, 9/24/11
TD Receptions	2	vs. Lamar, 10/15/11
Longest Reception	71	vs. Stephen F. Austin, 9/24/11

HARPER'S CAREER STATISTICS								
Year	G	Rec	Yds	TD	Lg	Rec/G	Avg/C	Yds./G
2011	11	20	287	3	71	1.8	145.4	26.1



TIM HAWKINS

11

Wide Receiver
6' 2" • 200 • Senior • 3L
Corpus Christi, Texas
Carroll HS

2011
Played in all 12 games and made two starts as the Bobcats "slash" player contributing at running back, wide receiver, and quarterback ... totaled 331 all-purpose yards and five touchdowns on the season doing most work at running back ... carried the ball six times for 37 yards at Texas Tech ... registered a personal-best 54-yard touchdown run versus Tarleton State ... tallied three touchdowns, two rushing, one receiving, versus Lamar ... had two receptions for 27 yards, as well as eight carries for 30 yards in the matchup ... recorded fourth touchdown run against Prairie View A&M on a 4-yard carry, also had one reception for 14 yards.

2010

Played in eight games and made five starts at quarterback, including the last four contests...completed 56 of his 107 passes for 694 yards and seven touchdowns ... also was the third-leading rusher for the Bobcats after gaining 312 yards and scoring two touchdowns on 75 carries ... completed 16 of his 26 passes for 231 yards and two touchdowns at Sam Houston State ... also led the Bobcats with 81 yards rushing and scored a touchdown on 13 carries against the Bearkats ... completed 13 of his 25 passes for 161 yards and a touchdown at McNeese State ... recorded 71 yards rushing and threw for 96 yards and two touchdowns against Central Arkansas ... earned SLC Offensive Player of the Week honors on Nov. 1 after running for 121 yards and touchdown and throwing for 194 yards and two more TDs at Stephen F. Austin ... ran three times for 13 yards against Northwestern State ... ran for 10 yards against Cal Poly ... had two carries for 16 yards against Southern Arkansas ... made his first collegiate start as a quarterback at Houston ... threw for 12 yards and ran for seven yards versus the Cougars.

2009

Played in 10 games ... made two starts as a receiver ... rushed 20 times for 165 yards to rank fourth among team rushing leaders ... had two carries for 59 yards and one touchdown against Southeastern Louisiana ... also rushed 57 yards on one carry at Northwestern State ... caught one pass for six yards against McNeese State ... completed five of his nine passes for 36 yards and one touchdown ... his longest pass was a 16-yard touchdown to Daren Dillard at TCU ... completed two of his six passes at Southern Utah for 12 yards ... also completed his only pass for four yards against McNeese State.

2008

Sat out the season as a redshirt.

Meet The Bobcats

HIGH SCHOOL


Was a three-year letterman for Coach Terry Morris at Carroll High School ... played wide receiver as a sophomore before starting his last two seasons at quarterback ... led Carroll to an 8-3 record and playoff experience in 2007 ... finished the season with 1,416 yards passing and 14 touchdown passes while rushing for 747 yards and 10 more touchdowns ... was named First-Team All-District for 28-5A, First-Team All-Metro and All-South Texas ... also lettered on Carroll's basketball team and is a regional qualifier in the 300m hurdles in track.

PERSONAL

Born May 11, 1990 ... son of Tim and Larissa Hawkins ... relative of Olympic Gold Medalist and Texas State Alumnus Charles Austin ... has one brother, Courtney ... major is recreational administration.

CAREER HIGHS		
Category	No.	Date
Receptions	2	vs. Lamar, 10/15/11
Yards	27	vs. Lamar, 10/15/11
TD Receptions	1	vs. Lamar, 10/15/11
Longest Reception	19	vs. Lamar, 10/15/11
Rushing Attempts	25	vs. Stephen F. Austin, 10/30/10
Rushing Yards	121	vs. Stephen F. Austin, 10/30/10
Rushing Touchdowns	2	vs. Lamar, 10/15/11
Longest Run	56	vs. Sam Houston State, 11/20/10

HAWKINS' CAREER STATISTICS											
Year	G	Rush	Yds	Avg	TD	LG	Rec	Yds	Avg	TD	LG
2009	10	20	165	8.2	1	57	1	6	6.0	0	6
2010	9	75	312	4.2	2	56	0	0	0.0	0	0
2011	12	67	288	4.3	4	54	4	43	10.8	1	19
Totals	31	162	765	4.7	7	57	5	49	9.8	1	19



BRIXX HAWTHORNE **40**

Defensive Back
5' 10" • 200 • Sophomore • TR
Weimer, Texas
Weimer HS
Mary Hardin Baylor

PREVIOUS SCHOOL


Served as a reserve quarterback at Mary Hardin Baylor in 2010.

HIGH SCHOOL

Earned All-State honors as a punter and quarterback ... played for his father, Kent Hawthorne ... led Weimer to an 8-3 record as a senior ... two-time all-state selection in track and field and earned all-state honors in powerlifting ... also lettered in baseball and basketball ... earned honors in math, history and science.

PERSONAL

Born Nov. 15, 1990 in Odessa, Texas ... son of Kent and Chris Hawthorne ... brother, Lynx, signed to play at Baylor in 2012 ... his father played at Sul Ross State and his grandfather played at Texas A&M.



JARRETT HAYWOOD **90**

Defensive Line
6' 4" • 242 • Senior • 1L
Bastrop, Texas
Bastrop HS
Cisco College

2011

Played in 11 games as a reserve defensive end ... registered 14 tackles (seven solo), two sacks, and quarterback hurry in 2011 ... posted one solo tackle at Texas Tech ... had two tackles (one solo) at Wyoming ... had two tackles (one solo) at Stephen F. Austin ... recorded four tackles (two solo) and a sack for a loss of three yards versus Nicholls ... registered an unassisted sack for a 4-yard loss against Northwestern State... had one solo stop versus Prairie View A&M ... logged a quarterback hurry versus Sam Houston State.

PREVIOUS SCHOOL

Played in seven games at Cisco Junior College under head coach Scott Taylor ... had one tackle in one game played in his first season ... finished with 20 tackles, three tackles for loss, one sack and two forced fumbles last season.

HIGH SCHOOL

Played at Bastrop High School under head coaches David Halbrook and Gerald Perry.

PERSONAL

Born Dec. 12, 1989 in Austin, Texas ... son of Curtis and Glenda Sirls.

CAREER HIGHS		
Category	No.	Date
Tackles	4	vs. Nicholls, 10/11/11
Tackles for Loss	1.0	twice, last vs. Northwestern State, 10/29/11
Quarterback Sacks	1.0	twice, last vs. Northwestern State, 10/29/11
Quarterback Hurries	1	vs. Sam Houston State, 11/19/11

HAYWOOD'S CAREER STATISTICS										
Year	G	UA	A	Tackles	TFL	Yds	Sack	FF	FR	Blkd
2011	11	7	7	14	2.5	7	2.0	0	0	0



DARIUS HOOD **94**

Defensive Line
6'0" • 285 • Freshman • HS
Plano, Texas
Plano East HS


HIGH SCHOOL

Three-time All-District 8-5A selection ... named Old Coach Defensive MVP his junior season ... earned Second-Team All-Region honors his junior year ... named to 5A All-Junior team after helping Plano East to a 5A Area appearance against Coppell in 2009... three-year letterman for head coach Johnny Ringo ... member of the Fellowship of Christian Athletes.

PERSONAL

Majoring in physical therapy at Texas State ... son of Anita and Bryant Hood.

Meet The Bobcats



HUNTER HUEWITT

Cornerback
5' 9" • 165 • Freshman • RS
Pearland Texas, Texas
Dawson HS

9

2011
Sat out the season as a redshirt.

HIGH SCHOOL
Lettered in football, basketball and track at Dawson High School ... played for Eric Wells and received team's academic award ... helped lead Dawson to a 12-3 record.

PERSONAL
Born April 29, 1993 in Gaithersburg, Md. ... son of Ken and Pam Huewitt ... major is business finance ... parents graduated from Texas State ... father was a member of Texas State's NCAA Division II national championship teams in 1981 and 1982 before playing for the Seattle Seahawks.



BENJAMIN IJAH

Wide Receiver
6'3" • 210 Sophomore • TR
San Diego, Calif.
Murrieta Valley HS
Southwestern College

1

2011
Sat out the season as a redshirt.

PREVIOUS SCHOOL
Played one season under Ed Carberry ... was a starter at wide receiver and returned kickoffs ... caught 26 passes for 212 yards ... top performance included six receptions for 80 yards in one half ... record setting track and field star ... holds school record in long jump (6.90m) and decathlon record (5618 points) after eclipsing old mark by 558 points ... top 10 in school history in 110m hurdles (15.20), pole vault (3.25m), triple jump (14.20m), shot put (10.59m), and high jump (1.74m) ... placed 10th at California State Track Meet in triple jump (13.62m).

HIGH SCHOOL
Named an All-League selection and served as team captain ... earned six letters while playing for Murrieta Valley High School ... caught 33 passes for 377 yards and scored five touchdowns as a receiver and kick returner ... he compiled 40 tackles and recorded a safety on defense ... lead his team to a 7-4 record and playoff berth.

PERSONAL
Born Jan. 3, 1992 in San Diego, Calif. ... son of Mekiel Ijah and Elissa Simmons ... hobbies are working out and spending time with family.



DEXTER IMADE

Running Back
5' 11" • 207 • Sophomore • 1L
Rowlett, Texas
Rowlett HS

33

2011
Sat out the season with an injury.

2010
Played in 10 games ... was the second-leading rusher on the team with 414 yards and five touchdowns on 104 carries ... had one carry for four yards at McNeese State ... gained 13 yards on five carries against Central Arkansas ... ran for 25 yards on seven carries at Stephen F. Austin ... gained 32 yards on nine carries against Northwestern State ... rushed for 286 yards and two touchdowns on 13 carries against Nicholls ... led Bobcats with 51 yards and a touchdown on 15 carries at Southeastern Louisiana ... gained 85 yards on 18 carries against Southern Utah ... led Texas State with 95 yards and two touchdowns on 16 carries against Cal Poly ... his two touchdowns against the Mustangs were on runs of 37 and two yards ... tied for the team lead with 73 yards on a team-high 20 carries at Houston in his first collegiate game ... had a long run of 12 yards against the Cougars.

2009
Sat out the season as a redshirt.

HIGH SCHOOL
Two-time All-District 10-5A selection for head coach Kiff Hardin ... gained 1,515 yards and scored 14 touchdowns on 241 carries ... best game came against Rockwall when he gained 227 yards and scored two TD's ... rushed for 223 yards and a season-best four touchdowns on 29 carries against Garland ... also ran for 204 yards and two TD's on 32 yards against Naaman Forrest ... caught six passes for 78 yards ... gained 1,293 yards and 10 touchdowns on 197 carries as a junior ... caught 13 passes for 127 yards as a junior ... member of Rowlett's track and field team that won Class 5A state championships in 2008 and advanced to the regional in 4x100-meter relay in 2006 ... named a Texas Scholar.

PERSONAL
Born October 21, 1990 ... son of David and Felicia Imade.

CAREER HIGHS		
Category	No.	Date
Rushing Attempts	20	vs. Houston, 9/4/10
Rushing Yards	95	vs. Cal Poly, 9/18/10
Rushing Touchdowns	2	twice, last vs. Nicholls, 10/16/10
Longest Run	37	vs. Cal Poly, 9/18/10

IMADE'S CAREER STATISTICS							
Year	G	Att	Yds	TD	Lg	Avg/C	Avg/G
2010	10	104	414	5	37	4.0	41.4
2011	Did Not Play						
Totals	10	104	414	5	37	4.0	41.4



JUSTIN IWUJI

Safety
5' 11" • 201 • Junior • 2L
Carrollton, Texas
Hebron HS

8

2011
Played in all 12 games and made six starts ... recorded 33 tackles (26 solo), six tackles resulted in a loss for 13 yards, had five pass breakups, four quarterback hurries, and one fumble recovery in 2011 ... had two solo stops at Texas Tech ... registered two solo tackles at Wyoming ... logged five tackles (four solo) and two for a loss versus Tarleton State as well as breaking up a pass ... had six tackles (four solo) and one pass breakup at Stephen F. Austin ... registered two tackles (one solo), two quarterback hurries, and a fumble recovery against Nicholls ... broke up a pass and tallied three tackles (one solo) including one for a loss at McNeese State ... had three solo tackles and a quarterback hurry at Southeastern Louisiana ... had three solo tackles and a pass breakup versus

Northwestern State... recorded a solo tackle and a quarterback hurry against Prairie View A&M ... tallied four solo tackles and a pass breakup in Sam Houston State matchup.

2010

Played in eight games as a reserve cornerback and on special teams...recorded one solo tackle at Houston.

2009

Sat out the season as a redshirt ... earned Texas State's Oak Farms Dairy Academic Award.

HIGH SCHOOL

Named Third-Team All-State after leading Hebron to an 8-4 overall record ... named the District 6-5A Most Valuable Player as a quarterback ... was an All-District Second-Team selection in basketball ... was an honorable mention Academic All-State selection by the Texas High School Coaches Association.

PERSONAL

Born Feb. 11, 1991 in Dallas ... son of Sebastian and Enderline Iwuji of Dallas ... younger brother of former Bobcat linebacker Bryan Iwuji ... his older brother, Jesse, played and graduated from Navy ... likes playing video games and basketball.

CAREER HIGHS		
Category	No.	Date
Tackles	6	vs. Stephen F. Austin, 9/24/11
Tackles for Loss	2.0	vs. Tarleton State, 9/17/11
Fumble Recoveries	1	vs. Nicholls, 10/1/11
Quarterback Hurries	2	vs. Nicholls, 10/1/11
Pass Breakups	1	five times, last vs. Sam Houston State, 11/19/11

IWUJI'S CAREER STATISTICS										
Year	G	UA	A	Tackles	TFL	Yds	PD	FF	FR	Blk
2010	8	1	0	1	0.0	0	0	0	0	0
2011	12	26	7	33	6.0	13	5	0	1	0
Totals	20	27	7	34	6.0	13	5	0	1	0



TYMAJRICK JACKSON 38

Safety
 6'0" • 186 • Freshman • RS
 Fort Worth, Texas
 Wyatt HS

2011


Sat out the season as a redshirt.

HIGH SCHOOL

Earned District 6-4A Defensive MVP honors as a cornerback under Zachery Criss ... named Second-Team All-Region in 2011 ... named one of the top-300 recruits in Texas ... participated on basketball and track teams.

PERSONAL

Born Dec. 9, 1992 in Fort Worth, Texas ... son of Tamisha Persley and Teniafree Jackson ... major is exercise and sport science at Texas State.



STEPHAN JACOBS

74

Offensive Line
 6' 3" • 269 • Freshman • RS
 Houston, Texas
 Nimitz HS

2011


Sat out the season as a redshirt.

HIGH SCHOOL

Named to Dave Campbell's Texas Football Magazine Top 300 ... All-District 19-5A Academic selection for coach Robert Toomer.

PERSONAL

Major is business management at Texas State ... son of Lyntrice Strauss.



BRYTON JOHNSON

62

Defensive Line
 6' 4" • 280 • Sophomore • SQ
 Mexia, Texas
 Mexia HS

2011

Served as a reserve defensive lineman.

2010


Sat out the season as a redshirt.

HIGH SCHOOL

Two-sport letterman in football and basketball ... recorded 33 tackles as a senior ... helped lead Mexia to the Area playoffs with a 9-3 record.

PERSONAL

Born Oct. 21, 1991 ... son of Harry and Gloria Johnson.



WILL JOHNSON

38

Kicker
 6'3" • 192 • Sophomore • IL
 Bryan, Texas
 Rudder HS

2011

Converted 13-of-24 FG attempts (.541) and was perfect on PAT's going 33-for-33 for 72 points ... set the school record for longest made FG with a 53-yard kick ... kicked off 63 times for an average of 65.7 yards per kick with 17 touchbacks ... opened his place kicking career with a 40-yard FG ... went 1-of-1 on field goals and 1-of-1 on PAT kicks at Texas Tech ... also kicked off four times for an average of 76.2 yards per kick and recorded two touchbacks ... converted 1-of-2 field goals and 1-of-1 PAT kicks at Wyoming ... made all three field attempts of 52, 42, 37 and was 3-of-3 on PAT kicks versus Tarleton State ... made all five PAT kicks against Stephen F. Austin ... converted his only attempt on 34-yard kick versus Nicholls, was also perfect with all five PAT kicks ... hit 2-of-3 field goals at McNeese State and one PAT ... went 1-of-2 on field goals and 5-of-5 on PAT kicks against Lamar ... hit a 49 and 42-yard field goal, went 4-of-4 on PAT kicks, and forced six touchbacks on



Meet The Bobcats

seven kickoffs versus Prairie View A&M ... earned FCS Independent Player of the Week honors for his performance.

HIGH SCHOOL

Named All-District 16-4A kicker in 2008-10 ... chosen Academic All-District in 2010 ... was an Academic All-State choice in 2010 ... ranked eighth among his class by Chris Sailor Kicking website kicked five field goals and 35 extra points for Rudder ... averaged 40.9 yards on 15 punts ... also played safety and recorded 42 tackles in 2010 ... played for coach C.M. Pier ... also played baseball and was named All-District defensive player in 2010, District Newcomer of the Year in 2008 and an All-State selection as a junior in 2010.

PERSONAL


Son of Stanley and Sue Johnson ... major is wildlife biology at Texas State.

CAREER HIGHS

Category	No.	Date
Most Field Goals	3	vs. Tarleton State, 9/17/11
Longest Field Goal	53	vs. Tarleton State, 9/17/11
Most PAT	5	three times, last vs. Lamar, 10/15/11
Most Consecutive PAT	33	2011 season
Best Kickoff Average	76.2	vs. Texas Tech, 9/3/11
Most Touchbacks on Kickoffs	6	vs. Prairie View A&M, 11/5/10

JOHNSON'S CAREER STATISTICS

Year	G	PAT	ATT	FG	FGA	Lg	Pct.	Pts	Tackles
2011	12	33	33	13	72	53	54.2	72	5



KENNETH JONES, JR.

3

Cornerback
5' 10" • 175 • Freshman • RS
Bryan, Texas
Hearne HS

2011


Sat out the season as a redshirt.

HIGH SCHOOL

Earned First-Team All-District 12-2A during his sophomore and junior seasons as a running back and cornerback ... named pre-season All-State running back in his senior year ... was set back by injury before being awarded All-District 12-2A honorable mention as a running back and cornerback as a senior.

PERSONAL

Born Sept. 27, 1992 in Bryan, Texas ... son of Kenneth Jones, Sr. and Nicole Jones ... major is exercise and sport science at Texas State.



AUSTIN KIRPES

47

Defensive Line
6' 1" • 210 • Sophomore • SQ
Rowlett, Texas
Rowlett HS

2011

Served as a reserve.

2010


Sat out season as a redshirt.

HIGH SCHOOL

Named All-District 10-5A First-Team linebacker as a senior after earning Honorable Mention honors during his junior season ... graded as a two-star recruit by Rivals and ESPN ... named one of the Top 100 players in the Dallas area ... named team MVP after recording 97 tackles, eight quarterback sacks and a team-leading 28 tackles for losses as a senior ... collected 49 tackles, 11 tackles for losses, six sacks as a junior ... was selected as the Garland News Defensive Player of the Week after recording 12 tackles, two sacks and six tackles for losses against Garland ... led Rowlett with six sacks as a junior ... member of the varsity powerlifting team as a freshman, sophomore and junior.

PERSONAL

Born Aug. 30, 1991 in Dallas ... son of Kris and Tami Kirpes of Rowlett ... his older brother, Lee Patterson, was a two-time All-Conference safety at Trinity and was a team captain in 2007 when the school won an ESPY and Time Magazine's "Top Sports Moment" for college football's "Mississippi Miracle" ... hobbies include lifting weights and listening to music.



JACOB KLEMSTEIN

49

Tight End
6' 5" • 192 • Sophomore • TR
Comfort, Texas
Comfort HS
Tarleton State

PREVIOUS SCHOOL

Played for coach Carey Fowler.

HIGH SCHOOL

Named All-District 27-2A First-Team selection in football, basketball and track ... regional qualifier in track ... earned Honorable Mention Texas Scholar award in 2010.

PERSONAL

Born June 11, 1993 ... son of Billy and Jodi Klemstein ... major is wildlife management ... father was an offensive lineman at SMU from 1980-84 ... hobbies include hunting and fishing.



DAVID LEWIS

87

Tight End
6' 4" • 241 • Junior • 2L
Kingsville, Texas
H.M. King HS

2011

Played in five games as a reserve tight end ... caught eight passes for 114 yards and one touchdown ... had two catches for 18 yards at Wyoming ... logged three receptions for 65 yards with a 13-yard touchdown catch versus Nicholls ... caught a two-point conversion pass from Shaun Rutherford at McNeese State.

2010

Played in 11 games as a reserve tight end ... recorded one catch for 29 yards against Southeastern Louisiana.

Meet The Bobcats

HIGH SCHOOL

Two-time All-District 31-4A performer in 2007 and 2009 ... played quarterback and tight end as a junior and senior ... during his senior season, he threw for 543 yards with two touchdowns and rushed for 645 yards and 10 touchdowns on 106 carries ... recorded 22 receptions for 320 yards while playing as a tight end ... played for coach Andy Hrcir ... placed fifth in the shot put at the 2010 Texas State Track and Field Championships.

PERSONAL

Born on Nov. 26, 1991 ... mother is Sharon Lewis ... hobbies include playing the guitar.

CAREER HIGHS		
Category	No.	Date
Receptions	3	vs. Nicholls, 10/1/11
Reception Yards	65	vs. Nicholls, 10/1/11
Touchdown Receptions	1	vs. Nicholls, 10/1/11
Longest Reception	29	vs. Southeastern Louisiana, 10/9/10

LEWIS' CAREER STATISTICS								
Year	G	Rec	Yds	TD	Lg	Rec/G	Avg/C	Avg/G
2010	10	1	29	0	29	0.1	29.0	2
2011	8	8	114	1	27	1.0	14.2	14.2
Totals	18	9	143	1	29	0.5	15.9	7.9



BRIAN LILLY

34

Linebacker
6' 0" • 241 • Senior • 3L
Denison, Texas
Denison HS

2011

Played in all 12 games at linebacker ... registered 52 tackles (26 solo) to go along with 6.5 tackles for a loss, one sack for an 11-yard loss, one forced fumble, two quarterback hurries, and one pass breakup ... had a quarterback sack for an 11-yard loss in the season opener versus Texas Tech ... tallied two tackles at Wyoming ... had one tackle for a loss versus Tarleton State ... registered five tackles, including 1.5 tackles for a loss against Nicholls ... also logged one quarterback hurry ... forced a fumble and had three solo tackles versus Lamar ... registered a season-high 13 (three solo) tackles at Southeastern Louisiana ... had one pass breakup, one quarterback hurry and two tackles against Northwestern State ... posted six tackles against Prairie View A&M ... had five tackles (three solo) at Central Arkansas ... registered eight tackles (seven solo) against Sam Houston State.

2010

Started 11 games at middle linebacker and was second among team leaders with 63 tackles ... had 38 solo stops and 4.5 tackles for losses of 13 yards, including one quarterback sack for a loss of eight yards ... led the team with two interceptions, recovered one fumble and forced a fumble ... had one tackle at Sam Houston State after recording five stops at McNeese State ... tied for the team lead with nine tackles against Central Arkansas ... had seven tackles and forced a fumble at Stephen F. Austin ... registered six tackles against Northwestern State ... recorded five tackles and one tackle for lost yardage against Nicholls ... had nine tackles, including five solo stops, at Southeastern Louisiana ... recorded one assisted tackle against Southern Utah ... had five tackles, including 1.5 stops for losses, against Cal Poly ... led Texas State with nine tackles, including seven solo stops, against Southern Arkansas ... had one quarterback sack for a loss of eight yards and an interception versus the Muleriders ... returned it made his first start at middle linebacker and led Texas State with six tackles at Houston ... also intercepted a pass against the Cougars.

2009

Played in eight games ... had a total of 15 tackles, six solo and nine assisted ... had two solo tackles against Southern Utah ... had four assisted tackles against Sam Houston State ... had one assisted tackle for loss of two yards ... had one interception for one yard.

2008

Sat out the season as a redshirt.

HIGH SCHOOL

A Second-Team All-State and Second-Team All-District selections at Denison under head coach Cody White ... posted 90 tackles with 12 sacks, three fumble recoveries and three forced fumbles ... returned two of his three fumble recoveries for touchdowns ... lettered three years in football, baseball and track.

PERSONAL

Born April 1, 1980 ... son of Melinda Lilly and Thomas Rucker III ... major is English.

CAREER HIGHS		
Category	No.	Date
Tackles	13	vs. Southeastern Louisiana, 10/22/11
Tackles for Loss	1.5	vs. Nicholls, 10/1/11
Quarterback Sacks	1.0	twice, last vs. Texas Tech, 9/3/11
Quarterback Hurries	1	twice, last vs. Northwestern State, 10/29/11
Interceptions	1	twice, last vs. Southern Arkansas, 9/11/10
Pass Breakups	1	vs. Northwestern State, 10/29/11
Forced Fumbles	1	twice, last vs. Lamar, 10/15/11

LILLY'S CAREER STATISTICS												
Year	G	UA	A	Tackles	TFL	Yds	Sacks	Yds	PD	FF	FR	Blkd
2009	8	6	9	15	0.5	1	0	0	1	1	0	0
2010	11	36	27	63	4.5	2	1	8	7	2	1	1
2011	12	26	26	52	6.5	0	1	11	0	1	1	0
Totals	31	70	60	130	11.5	3	2	19	8	4	2	1



KEVIN LONG

67

Long Snapper
6' 0" • 245 • Junior • SQ
Round Rock, Texas
Stony Point HS

2011

Did not see any action as a reserve long snapper for field goals, extra points and punts.

2010

Sat out season as a redshirt.

HIGH SCHOOL


Helped Stony Point to a 5A State Championship appearance against Allen High School and a 14-2 record his senior year ... played under head coach Craig Chessher ... also competed in baseball as a pitcher.

PERSONAL

Born Feb. 12, 1991 in Austin ... Son of Richard and Beth Long ... Uncle Steve Long was a pitcher for the New York Mets and Florida Marlins ... majoring in communication design.



Meet The Bobcats



GRANT LOVELADY

Running Back
5' 10" • 205 • Sophomore • SQ
Nederland, Texas
Nederland HS

47

2011

Did not see any action as a reserve running back.

2010


Sat out season as a redshirt.

HIGH SCHOOL

Earned All-District 20-4A Second-Team as a running back and linebacker ... played in the Southeast Texas All-Star game ... ran anchor leg on Nederland's 4x100-meter relay team that finished in third place at district meet.

PERSONAL

Born Sept. 26, 1991 ... son of Victor and Maureen Lovelady ... major is business management.



TOMAS LUNA

Linebacker
5' 9" • 192 • Junior • 1L
Missouri City, Texas
Hightower HS
Navarro JC

42

2011

Saw action in four games as a reserve linebacker and on special teams ... notched a solo tackle versus Tarleton State ... assisted on another tackle at McNeese State.

PREVIOUS SCHOOL

Attended Navarro Junior College in the spring of 2010 playing under head coach Nick Bobeck ... also attended the University of Houston in the summer of 2009 before transferring to Navarro.

HIGH SCHOOL


Received First-Team All-District 23-5A honors for 13-1 5A State Finalist Hurricanes ... named to First-Team All-District 23-5A in his junior year ... named Defensive Newcomer of the Year in his sophomore season ... received First-Team All-Academic honors in his sophomore season under head coach Shane Hallmark.

PERSONAL

Born Sept. 21, 1990 in Houston ... son of Maria Martinez ... majoring in exercise and sport science ... favorite hobbies include playing video games ... nickname is "Smallomal" in reference to looking like a smaller Troy Polomalu.

CAREER HIGHS		
Category	No.	Date
Tackles	1	twice, last vs. McNeese State, 10/8/11

LUNA'S CAREER STATISTICS										
Year	G	UA	A	Tackles	TFL	Yds	PD	FF	FR	Blk
2011	4	1	1	2	0.0	0	0	0	0	0



CRAIG MAGER

Cornerback
5' 11" • 191 • Sophomore • 1L
Luling, Texas
Luling HS

25

2011

Played and started in all 12 games ... led the team and tied two former Bobcats for most pass breakups in a single season all-time with 12 ... also recorded 51 tackles (38 solo) with 1.5 for a loss, one interception, one quarterback hurry, and one forced fumble ... registered four solo tackles and one pass breakup at Texas Tech ... had six tackles (four solo) with one tackle for a loss and one pass breakup at Wyoming ... tallied three solo stops and a pass breakup against Tarleton State ... logged seven tackles (six solo), two pass breakups, and an interception at Stephen F. Austin ... had one solo stop against Nicholls ... had four tackles (two solo) and a pass breakup at McNeese State ... posted three tackles (one solo) and one pass breakup against Lamar ... made five tackles (three solo) and had two pass breakups at Southeastern Louisiana ... registered three tackles (two solo) against Northeastern Louisiana ... had five solo stops, one pass breakup, and one quarterback hurry versus Prairie View A&M ... posted an individual season-high 10 tackles (seven solo) to go along with one forced fumble and one pass breakup at Central Arkansas.

2010

Sat out season as a redshirt.

HIGH SCHOOL


Named the 2009 District 27-3A MVP and an Honorable Mention All State selection ... played for coach Robert Dean ... had 46 receptions with 841 yards and 10 touchdowns ... also gained 814 yards and six touchdowns on 88 carries ... also played basketball and competed in track and field.

PERSONAL

Born June 11, 1992 in New Braunfels, Texas ... grandmother is Sue Ellis ... major at Texas State is physical therapy.

CAREER HIGHS		
Category	No.	Date
Tackles	10	vs. Central Arkansas, 11/12/11
Tackles for Loss	1.0	vs. Wyoming, 9/10/11
Quarterback Hurries	1	twice, last vs. Northwestern State, 10/29/11
Interceptions	1	vs. Stephen F. Austin, 9/24/11
Pass Breakups	2	twice, last vs. Southeastern La., 10/22/11
Forced Fumbles	1	vs. Central Arkansas, 11/12/11

MAGER'S CAREER STATISTICS										
Year	G	UA	A	Tackles	TFL	Yds	Int	PD	FF	FR
2011	12	38	13	51	1.5	4	1	13	1	0



AARON MATTHEWS

Safety
6' 3" • 188 • Senior • 1L
Fresno, Calif.
Franklin HS
San Joaquin Delta CC

10

2011

Played in all 12 games and made two starts at defensive back ... recorded 65 tackles (40 solo), two interceptions, one sack, one forced fumble, one fumble recovery and one

Meet The Bobcats

quarterback hurry ... ranked second on team in interceptions and third in tackles ... had two tackles at Texas Tech ... led team with 13 tackles (nine solo) and an interception at Wyoming ... had four tackles (two solo) and a fumble recovery versus Tarleton State ... registered eight tackles (two solo) at Stephen F. Austin ... recorded three solo stops, one sack, and one quarterback hurry against Nicholls ... had six tackles (three solo) at McNeese ... logged four tackles (two solo) versus Lamar ... forced a fumble at Southeastern Louisiana to go along with nine tackles (six solo) ... had two tackles (one solo) against Northwestern State... posted six tackles (five solo) at Prairie View A&M ... registered an interception at Central Arkansas ... tallied three solo stops against Sam Houston State.

PREVIOUS SCHOOL

Played under Gary Barlow for two seasons ... named defensive captain and All-Conference ... his career stats included returning two interceptions for touchdowns, recording 55 tackles, blocking one FG attempt ... was the second leading tackler on team ... his top performance was when he had six tackles and returned an interception for a touchdown versus Merced JC.

HIGH SCHOOL


Served as team captain and was named the team's MVP ... recorded seven interceptions and 35 tackles.

PERSONAL

Born Mar. 7, 1991 in Fresno, Calif. ... son of Benjamin Walker Jr. and Debra Walker ... major is business finance at Texas State.

CAREER HIGHS		
Category	No.	Date
Tackles	14	vs. Wyoming, 9/10/11
Tackles for Loss	1.0	vs. Nicholls, 10/1/11
Quarterback Sacks	1	vs. Nicholls, 10/1/11
Interceptions	1	twice, last vs. Central Arkansas, 11/12/11
Fumble Recoveries	1	vs. Tarleton State, 9/17/11
Forced Fumbles	1	vs. Southeastern La., 10/22/11

MATTHEWS' CAREER STATISTICS												
Year	G	UA	A	Tackles	TFL	Yds	Sacks	Yds	Int	Yds	FF	FR
2011	12	40	25	65	1.5	9	1.0	9	2	8	1	1



CODY MATTHEWS

Wide Receiver
6' 4" • 208 • Junior • 2L
San Antonio, Texas
Smithson Valley HS

3

2011
Played in 10 games as a wide receiver ... made one start at Texas Tech ... registered eight receptions for 72 yards and one touchdown ... had one catch for nine yards at Texas Tech ... had one catch for nine yards at Wyoming ... made one catch for a two-point conversion against Tarleton State ... recorded a 16-yard catch versus Lamar ... logged two receptions for 12 yards at Southeastern Louisiana ... had one catch for seven yards against Northwestern State... made a 15-yard touchdown reception at Central Arkansas, his first career touchdown.

2010
Saw action in four games as a reserve wide receiver and on special teams.

2009
Sat out the season as a redshirt.

HIGH SCHOOL


Standout wide receiver for Coach Larry Hill at Smithson Valley which advanced to the Class 5A state semi-final game against Katy ... finished his senior season with 60 receptions for 1,101 yards and 11 touchdowns...also rushed for another 336 yards and six TDs ... was a unanimous First-Team All-District 26-5A selection ... unanimous First-Team All-Area choice in San Antonio and named an Honorable Mention All-State performer... named Academic All-District choice ... chosen CYO/Spurs Foundation Athlete of the Year in 2007 ... ranks in the Top 10 school leaders for career receptions, career total yards receiving, and season scoring ... ranks among Smithson Valley's Top Five single season leaders in receptions, total yards receiving and average yards per catch.

PERSONAL

Born Oct. 11, 1990 ... son of Matt and Lana Matthews ... major is business.

CAREER HIGHS		
Category	No.	Date
Receptions	2	vs. Southeastern La., 10/22/11
Reception Yards	16	vs. Lamar, 10/15/11
Touchdown Receptions	1	vs. Central Arkansas, 11/12/11
Longest Reception	16	vs. Lamar, 10/15/11

MATTHEWS' CAREER STATISTICS								
Year	G	Rec	Yds	TD	Lg	Rec/G	Avg/C	Yds./G
2010	2	0	0	0	0	0.0	0.0	0.0
2011	10	8	72	1	16	0.8	9.0	7.2
Totals	12	8	72	1	16	0.7	9.0	6.0



CLAUDIO MAYEN

Running Back
5' 6" • 188 • Junior • TR
Houston, Texas
Clear Lake HS
Valley Forge Military College
San Jacinto College

21

PREVIOUS SCHOOL


Transfer from San Jacinto College ... played one season at Valley Forge Military College ... helped VFMC finish 2009 season with an 8-1 record.

HIGH SCHOOL

Letterman in football, wrestling and track at Clear Lake ... helped Falcons finish with an 8-3 record.

PERSONAL

Born June 17, 1991 in Ohio ... son of Jose and Ligha Mayen ... major is exercise and sports science.



SAMUEL MAYES

Defensive Tackle
6' 0" • 275 • Freshman • RS
Spring, Texas
DeKaney HS

64

2011
Sat out the season as a redshirt.




Meet The Bobcats

HIGH SCHOOL

Two-time All-District 13-5A First-Team selection ... also chosen to the District 13-5A All-Academic team ... named a finalist for the Houston Touchdown Club's top scholar-athlete award ... selected to play in the Houston Blue Chip All-Star Classic ... played for coach Willie Amendola ... also participated in track and field.

PERSONAL

Son of John and Beverly Mayes.



RYAN McCLAIN
Defensive End
6' 1" • 201 • Freshman • RS
Livingston, Texas
Livingston HS

92

2011

Sat out the season as a redshirt.

HIGH SCHOOL

Earned First-Team All-District 20-4A honors senior season and Second-Team Academic All-State ... named team defensive MVP under Randy Rowe ... named second annual Southeast Texas All-State Classic West MVP ... member of National Honor Society.

PERSONAL

Born Jan. 12, 1993 in Livingston, Texas ... son of Buck and Kristy McClain ... major at Texas State is criminal justice.



BLAKE McCOLLOCH
Defensive Tackle
6' 5" • 271 • Junior • 2L
Midland, Texas
Greenwood HS

91

2011

Started all 12 games at defensive tackle ... logged 18 tackles (12 solo), three tackles for a loss, one sack, four pass breakups, and blocked a PAT ... recorded two solo tackles at Texas Tech ... registered four tackles (three solo), one sack resulting in an 11-yard loss, and one pass breakup versus Tarleton State ... notched one solo stop for a loss and two pass breakups at Stephen F. Austin ... posted four tackles (two solo), one pass breakup, and blocked a PAT against Nicholls ... had two solo tackles versus Prairie View A&M ... had two solo stops at Central Arkansas ... recorded an assist on a tackle for a loss against Sam Houston State.

2010

Played in 11 games as a reserve defensive lineman ... recorded five tackles ... had a season-high three tackles at Houston ... had two tackles at Southeastern Louisiana ... assisted on one quarterback sack for a loss of two yards Houston.

2009

Sat out the season as a redshirt.

HIGH SCHOOL

Participated on the 2008 Bi-District Champion team ... District 3-3A MVP ... named to the All-Permian Basin Team and a Second-Team All-State selection as a punter ... chosen Second-Team Academic All-State ... had 114 carries for 651 yards and six touchdowns as a senior ... best performance rushing for 136 yards on 22 carries in 2008 ... was a First-


Team All-District 3-3A pitcher for Greenwood as a junior ... named the District 3-3A MVP as a junior in basketball ... member of Honor Society and FCA.

PERSONAL

Born Aug. 24, 1990 ... son of David and Terri McColloch ... major is engineering technology.

CAREER HIGHS		
Category	No.	Date
Tackles	4	twice, last vs. Nicholls, 10/17/11
Tackles for Loss	1.5	vs. Tarleton State, 9/17/11
Quarterback Sacks	1.0	vs. Tarleton State, 9/17/11
Pass Breakups	2	vs. Stephen F. Austin, 9/24/11

McCOLLOCH'S CAREER STATISTICS										
Year	G	UA	A	Tackles	TFL	Yds	SACKS	Yds	PD	Blkd
2010	11	1	4	5	0.5	2	0	0	0	0
2011	12	12	6	18	3.0	15	1	11	4	1
Totals	23	13	10	23	3.5	17	1	11	4	1



JASON McLEAN
Safety
5' 11" • 201 • Senior • 3L
San Antonio, Texas
Madison HS

15

2011

Played in all 12 games and made eight starts ... posted 42 tackles (35 solo), 2.5 tackles for a loss, one quarterback sack, three quarterback hurries, one interception, one forced fumble, and one pass breakup ... tallied four solo stops at Texas Tech ... recorded four more solo tackles at Wyoming, including one tackle for a loss ... had one solo tackle against Tarleton State ... had two tackles (one solo) versus Nicholls ... notched a personal season-best eight tackles (four solo) at McNeese State ... logged two solo stops, one quarterback hurry, and one pass breakup versus Lamar ... registered one sack for an 8-yard loss to go along with three tackles (two solo) with 1.5 tackles resulting in a loss as well as one quarterback hurry at Southeastern Louisiana ... had seven tackles (six solo) and forced a fumble against Northwestern State ... posted two solo stops and a quarterback hurry versus Prairie View A&M ... notched three solo tackles and one interception at Central Arkansas ... recorded six solo tackles in season finale versus Sam Houston State.

2010

Played in 11 games and made one start ... recorded 25 tackles, including 15 solo stops and forced a fumble ... had a career-best seven tackles against Central Arkansas ... totaled four tackles at Southeastern Louisiana ... registered three tackles at Sam Houston State and assisted on three tackles against Nicholls ... had two tackles, including one solo stop against Cal Poly ... recorded two solo tackles at McNeese State ... assisted on two tackles at Stephen F. Austin and Houston.

2009

Played in seven games ... had two tackles for the season, one solo tackle against Texas Southern and one assisted tackle against Angelo State.

2008

Sat out the season as a redshirt.

HIGH SCHOOL

Three-year letterman for head coach Jim Streety ... played in 39 games ... helped lead Madison to a 13-2 record and 5A Division II State Semi-Final appearance in 2007 ... played



Meet The Bobcats


strong safety and outside linebacker ... also returned kickoffs ... ended his high school career with 317 tackles, seven interceptions and four fumble recoveries ... was an All-District 26-5A First-Team and All-City selections ... earned All-District First-Team honors in 2006 ... was on the football leadership council.

PERSONAL

Son of Mike McLean and Juanita Mathis ... has two brothers, Josh and David ... major is exercise and sports science.

CAREER HIGHS		
Category	No.	Date
Tackles	8	vs. McNeese State, 10/6/11
Tackles for Loss	1.5	vs. Southeastern La., 10/22/11
Quarterback Sacks	1.0	vs. Southeastern La., 10/22/11
Quarterback Hurries	1	three times, last vs. Prairie View A&M, 11/5/11
Interceptions	1	vs. Central Arkansas 11/12/11
Pass Breakups	1	vs. Lamar, 10/15/11
Forced Fumbles	1	twice, last vs. Northwestern State, 10/29/11

MCLEAN'S CAREER STATISTICS										
Year	G	UA	A	Tackles	TFL	Yds	Sack	Int	PD	FF
2009	7	1	1	2	0.0	0	0	0	0	0
2010	11	15	10	25	0.0	0	0	0	0	1
2011	12	35	7	42	2.5	10	1	1	2	1
Totals	30	51	18	69	2.5	10	1	1	2	2



BLAKE MEUTH **59**
 Defensive End
 6' 4" • 220 • Sophomore • HS
 Katy, Texas
 Katy HS

HIGH SCHOOL

Letterman in football for coach Gary Joseph ... starting defensive lineman for two state championship teams.

PERSONAL

Born Aug. 11, 1992 in Houston ... son of Kevin and Tonya Meuth ... major is engineering ... hobbies include hunting and fishing.



DECHE MILBURN **9**
 Wide Receiver
 5' 11" • 190 • Sophomore • SQ
 League City, Texas
 Clear Springs HS

2011

Saw action in six games as a reserve wide receiver ... had one catch for six yards at McNeese State ... logged one catch for five yards versus Prairie View A&M.

2010

Sat out season as a redshirt.

HIGH SCHOOL


Caught 81 passes 1,379 yards and 16 touchdowns in 2009 ... named All-District 24-5A and All-Greater Houston area selection ... also chosen All-County and All-State ... was a Houston Touchdown Club Award finalist ... played for coach Clint Hartman ... also earned All-District honors in basketball.

PERSONAL

Born April 19, 1992 ... son of Karen and Printez Milburn ... father played at Texas A&M-Kingsville ... major at Texas State is journalism ... hobbies include playing video games.

CAREER HIGHS		
Category	No.	Date
Receptions	1	twice, last vs. Prairie View A&M, 11/5/11
Reception Yards	6	vs. McNeese State, 10/8/11
Longest Reception	6	vs. McNeese State, 10/8/11

MILBURN'S CAREER STATISTICS								
Year	G	Rec	Yds	TD	Lg	Rec/G	Avg/C	Yds./G
2011	6	2	11	0	6	0.3	5.5	1.8



BRADLEY MILLER **89**
 Tight End
 6' 5" • 221 • Sophomore • 1L
 Sealy, Texas
 Sealy HS
 New Mexico

2011

Saw action in 11 games as a reserve tight end and on special teams ... made one catch for seven yards to go along with one solo tackle against Northwestern State ... recorded one reception for 22 yards versus Sam Houston State.

PREVIOUS SCHOOL

Redshirted at New Mexico.

HIGH SCHOOL

Three-time All-District 25-3A selection in football, basketball and baseball ... named First-Team All-State tight end by the *Associated Press*, Texas Sportswriters Association and the Texas High School Coaches Association and played in the senior All-Star game in San Antonio ... broke Sealy's receiving records with 52 catches for 1,253 yards (24.1 avg.) and 11 touchdowns under coach Jimmie Mitchell ... finished his career with 98 receptions for 2,198 yards and 18 touchdowns ... helped lead the Tigers to a 29-7 combined record during his three varsity seasons and advance to the state playoffs each year ... earned Sealy's "Seals-Jones" award as the school's top student-athlete as a junior and football MVP as a senior ... was selected to the All-Greater Houston Baseball Team by the Houston Baseball Coaches Association as a junior and was an Academic All-District selection as a senior ... finished his high school career with a batting average over .500 ... was active in the community as a volunteer coach for youth sports and worked with local special needs children in the Special Olympics programs ... highly recruited out of high school, he also had a scholarship offers from Baylor and Boise State before signing at New Mexico.

PERSONAL

Born Aug. 15, 1991 in Houston ... son of Mark and Karla Miller ... major is political science at Texas State ... his father played football at LSU.




Meet The Bobcats

CAREER HIGHS

Category	No.	Date
Receptions	1	twice, last vs. Sam Houston State., 11/19/11
Reception Yards	22	vs. Sam Houston State., 11/19/11
Longest Reception	22	vs. Sam Houston State., 11/19/11

CAREER STATISTICS

Year	G	Rec	Yds	TD	Lg	Rec/G	Avg/C	Yds./G
2011	11	2	29	0	22	0.2	14.5	2.6



DAVID MIMS II

22

Cornerback
 5' 11" • 198 • Freshman • RS
 Daingerfield, Texas
 Daingerfield HS

2011


Sat out the season as a redshirt.

HIGH SCHOOL

Two-star recruit by *Rivals.com* ... member of three state championship teams at Daingerfield ... helped lead the Tigers to a combined 46-3 record in his three seasons, including a 14-1 mark in 2010 ... named All-State defensive back ... named to the East Texas "Dream Team" ... earned All-District honors ... played for coach Barry Bowman ... member of the baseball team under coach Curly Burtle and the track team under coach Thomas Hightower ... helped Daingerfield win a track and field championship ... member of the Honor Roll.

PERSONAL

Son of David and Sonya Mims ... his father played at Baylor (1988-93) and for the NFL's Atlanta Falcons in 1993-95.



CHAD MONCURE

20

Safety
 6' 0" • 189 • Sophomore • TR
 Sugar Land, Texas
 Travis HS
 UTEP

PREVIOUS SCHOOL


Played as a true freshman at UTEP for coach Mike Price ... credited with eight tackles in nine games ... best game came against Arkansas when he recorded a career-best five tackles ... had a Top 10 Play for ESPN.

HIGH SCHOOL

Three-star recruit and rated a top-75 player at his position according to *Rivals.com* ... listed as one of the top-150 safeties nationally according to ESPN's Scouts Inc ... two-year starter at William B. Travis HS who earned multiple awards as a senior ... was a 23-5A All-District First-Team performer, All-Fort Bend Herald First-Team selection and the Defensive Player of the Year for his squad in 2009 ... was also the top kick returner in the district statistically ... tallied 73 tackles, including 57 of the solo variety ... credited with 15 pass break-ups, three tackles for losses and recovered a fumble ... had a big junior season with 89 tackles, three interceptions and two forced fumbles ... coached by Randy Cunningham ... accumulated more than 40 hours of community service through a church program called Helping Hands ... compiled more than 20 hours of community service through involvement with the special education program Best Buddies.

PERSONAL

Son of Tim and Vickie Moncure ... major is finance ... born Oct. 17, 1991 in Houston ... undeclared major.



JORDAN MOORE

2

Quarterback
 6' 2" • 185 • Freshman • HS
 Houston, Texas
 Aldine HS
 Navy Prep

PREVIOUS SCHOOL


Played at Navy Prep school in 2011.

HIGH SCHOOL

Earned Second-Team All-District 18-5A honors after running for 732 yards and 11 touchdowns and throwing for 541 yards and a touchdown in 2010 ... also caught nine passes for 63 yards ... played for coach Lionel Crawford.

PERSONAL

Born Oct. 30, 1992 in Houston ... major is pre-physical therapy at Texas State ... son of George II and Tonya Moore.



DARRYL MORRIS

2

Cornerback
 5' 10" • 188 • Senior • 3L
 San Antonio, Texas
 Warren HS

2011

Played and started all 12 games ... registered 62 tackles (45 solo), six tackles for a loss, three sacks, one interception returned for a touchdown, six pass breakups, one safety, and one quarterback hurry ... ranked second on team in tackles, second in pass breakups, and was the only player to record a safety in 2011 ... made seven tackles (six solo) and forced a fumble at Texas Tech ... logged two solo stops and one pass breakup at Wyoming ... had three solo stops and one quarterback hurry against Tarleton State ... led team with nine tackles (five solo) at Stephen F. Austin ... returned an interception 37 yards for a touchdown and tallied two solo tackles against Nicholls ... posted six tackles (five solo) and one pass breakup at McNeese State ... recorded five tackles (three solo), two quarterback sacks, including one sack that led to a safety versus Lamar ... registered five tackles (three solo) and one pass breakup ... logged eight tackles (six solo) and one tackle for a loss against Northwestern State ... notched two tackles and one solo sack resulting in an eight-yard loss versus Prairie View A&M ... recorded 10 tackles (six solo) and two tackles for a loss at Central Arkansas ... tallied three solo stops and two pass breakups against Sam Houston State.

2010

Named an All-Southland Conference Second-Team selection ... ranked third among team leaders with 60 total tackles ... had 6.5 tackles for losses of 18 yards, broke up nine passes and forced one fumble throughout the season ... recorded seven tackles, including two tackles for losses of seven yards, at Sam Houston State ... also broke up two passes against the Bearkats ... led Texas State with six tackles at McNeese State ... tied for the team lead with a career-best nine tackles and broke up a pass against the Bears ... recorded seven tackles and forced a fumble to set up a touchdown at Stephen F. Austin ... tied for the team lead with eight tackles against Nicholls ... broke up three passes against Southeastern Louisiana ... also broke up two passes against Southern Utah recorded two assisted tackles and broke up a pass at Houston.



Meet The Bobcats

2009

Played in 11 games ... made eight starts for the Bobcats ... registered a total of 40 tackles, 26 solo and 14 assisted ... tallied four solo tackles against Southern Utah ... had four solo tackles against Southeastern Louisiana ... recorded two assisted tackles against Angelo State ... had three assisted tackles against Stephen F. Austin ... posted two tackles for a losses of seven yards ... had one quarterback hurry against Stephen F. Austin ... broke up six passes.

2008

Sat out the season as a redshirt.

HIGH SCHOOL


Lettered two years for Head Coach Bryan Dausin ... helped Warren to a 10-2 record as a First-Team All-District selection ... also lettered three years in track and holds the AAU national record for the 4x200m.

PERSONAL

Born Sept. 4, 1990 ... son of Pat and Darryl Morris ... major is business management.

CAREER HIGHS		
Category	No.	Date
Tackles	10	vs. Central Arkansas, 11/12/11
Tackles for Loss	2.0	three times, last vs. Central Arkansas, 11/12/11
Quarterback Sacks	2.0	vs. Lamar, 10/15/11
Pass Breakups	4	vs. Southern Utah, 10/3/09
Interceptions	1	vs. Nicholls, 10/1/11
Interception Return Yards	37	vs. Nicholls, 10/1/11
Interceptions Returned for TD	1	vs. Nicholls, 10/1/11
Fumbles Recovered	1	vs. Texas Tech, 9/3/11
Fumbles Forced	1	at Stephen F. Austin, 10/30/10

CAREER DEFENSIVE STATISTICS														
Year	G	UA	A	Tackles	TFL	Yds	Sacks	Yds	Int	Yds	TD	PD	FF	FR
2009	11	26	14	40	2.0	7	0	0	6	0	0	6	0	0
2010	11	44	16	60	6.5	18	0	0	0	0	0	9	1	0
2011	12	45	17	62	6.0	32	3	29	1	37	1	7	0	1
Totals	34	116	46	162	14.5	57	3	29	1	37	1	22	1	1



MAC MORSE

Quarterback
6' 1" • 214 • Freshman • RS
Dallas, Texas
Pearce HS

16

2011


Sat out the season as a redshirt.

HIGH SCHOOL

Threw for a single-game state record of 634 yards as a reserve in his junior season ... earned First-Team All-District 10-4A honors under Randy Robertson as a senior ... named All-City MVP.

PERSONAL

Born Feb. 7, 1993 in Dallas, Texas ... son of Scott and Liz Morse ... major is business at Texas State ... enjoys hunting and fishing.



JORDAN NORFLEET

97

Defensive End
6' 2" • 241 • Junior • 2L
Houston, Texas
Clear Brook HS

2011

Started 12 games at defensive end ... registered 32 tackles including 14 solo stops ... had 5.5 tackles for losses of 33 yards ... registered 2.5 quarterback sacks for losses of 23 yards and led the Bobcats with six quarterback hurries ... broke up one pass and forced a fumble ... had a season-best six tackles against Prairie View A&M and had five stops versus Stephen F. Austin ... registered a quarterback sack for a loss of eight yards versus the Lumberjacks and one sack for a 12-yard loss against Lamar ... forced a fumble against Tarleton State.

2010

Played in 11 games and started the final game of the season at Sam Houston State ... registered 14 tackles, including 2.5 quarterback sacks for losses of 11 yards and one quarterback hurry ... had one solo tackle at Sam Houston State ... recorded one tackle and one quarterback hurry against Central Arkansas ... recorded five tackles at Southeastern Louisiana ... ranks second on the team with 2.5 quarterback sacks for a loss of 11 yards against Southern Arkansas.

2009

Sat out the season as a redshirt.

HIGH SCHOOL

Named First-Team All-District 24-5A selection ... named defensive MVP and Defensive Lineman of the Year for coach Paul Lanier ... helped lead Clear Brook to District 24-5A championship ... named a finalist for player of the year by the Houston Touchdown Club ... helped Clear Brook to basketball playoffs..named Student of the Month.

PERSONAL


Born Mar. 31, 1990 ... major is biology.

CAREER HIGHS		
Category	No.	Date
Tackles	6	vs. Prairie View A&M, 11/5/11
Tackles for Loss	2.5	vs. Southern Arkansas, 9/11/10
Quarterback Sacks	2.5	vs. Southern Arkansas, 9/11/10
Quarterback Hurries	2	vs. Prairie View A&M, 11/5/11
Pass Breakups	1	vs. Sam Houston State, 11/19/11
Fumbles Forced	1	vs. Tarleton State, 9/17/11

NORFLEET'S CAREER STATISTICS										
Year	G	UA	A	Tackles	TFL	Yds	Sacks	Yds	PD	FF
2010	11	4	10	14	2.5	11	2.5	11	1	1
2011	12	14	18	32	5.5	33	2.5	23	1	1
Totals	23	18	28	46	8.0	44	5.0	34	2	2



Meet The Bobcats



CHRIS NUTALL

Running Back
5' 8" • 191 • Sophomore • IL
College Station, Texas
A&M Consolidated HS

30

2012

Finished in a three-way tie in the squat lift with 700 lbs. at the Night of Champions.

2011

Saw action in six games as a reserve running back ... registered 71 yards on 17 carries and one touchdown in 2011 ... recorded six carries for 24 yards at Wyoming ... scored first career touchdown on a 14-yard run against Lamar ... finished with 42 yards on four carries.

HIGH SCHOOL

Two-star recruit by *Rivals.com* ... three-time First-Team All-District 12-5A selection for head coach Jim Slaughter ... District 12-5A Offensive MVP his senior season for Regional Finalist Tigers ... rushed for 1,905 yards and 20 TDs to go along with 337 yards receiving, 5 receiving TDs, and 56 return yards in his senior season ... Third-Team All-State selection ... rushed for 1,226 yards and 13 TDs his junior season ... rushed for 919 yards and nine TDs his sophomore season ... holds the school record for total yards rushing with 3,714 yards and 39 rushing TDs to go with 551 career receiving yards and eight receiving TDs ... was listed on A or B Honor Roll throughout high school.

PERSONAL


Born Dec. 1, 1992 in Bryan, Texas ... son of Chris and Dina Nutall.

CAREER HIGHS

Category	No.	Date
Rushing Attempts	4	vs. Lamar, 10/15/11
Rushing Yards	42	vs. Lamar, 10/15/11
Rushing Touchdowns	1	vs. Lamar, 10/15/11
Longest Run	42	vs. Lamar, 10/15/11

NUTALL'S CAREER STATISTICS

Year	G	Att	Yds	TD	Lg	Avg/C	Avg/G
2011	6	17	71	1	21	4.2	11.8



TYLER POTTER

Offensive Line
6' 4" • 300 • Junior • TR
Corona, Calif.
Santiago HS
Santa Ana CC

58

PREVIOUS SCHOOL


Earned offensive Player of the Week honors after the Fullerton game ... served as team captain ... played for coach Geoff Jones ... recorded 10 pancake blocks against Southwestern College ... helped Santa Ana reach the California Community College Playoffs in 2010 with a 9-2 overall record.

HIGH SCHOOL

Was a three-year letter-winner in football at Santiago High School ... played for coach Steve Mitchell ... named First-Team All-League his junior and senior year ... also earned All-Country honors.

PERSONAL

Born Jan. 22, 1991 ... major in sports medicine at Texas State ... son of Randall and Laurie Potter of Orange, Calif.



JACK RHOADES

Quarterback
6' 3" • 183 • Freshman • RS
Cameron, Texas
C.J. Yoe HS

10

2011


Sat out the season as a redshirt.

HIGH SCHOOL

Earned 2010 All-Central Texas Player of the Year ... chosen First-Team All-State quarterback and punter ... passed for 3,587 yards and 48 touchdowns as a senior ... averaged 43.48 yards per punt ... led team to 14-1 record and Class 2A State championship game ... named team MVP under coach Rick Rhoades ... named State Farm Scholar Athlete ... named Ford Motor Company Built Ford Tough 2A high school Player of the Year ... earned First-Team All-District basketball ... tennis team MVP ... track regional finalist ... president of Yoe High School's Fellowship of Christian Athletes chapter ... earned a 3.81 GPA.

PERSONAL

Born April 30, 1992 in New Braunfels, Texas ... son of Rick and Sheri Rhoades ... major is mathematics at Texas State ... enjoys hunting and fishing and hanging out with friends



TYLOND ROBERTSON

Defensive End
6' 3" • 242 • Freshman • RS
Hempstead, Texas
Hempstead HS

35

2011

Sat out the season as a redshirt.


HIGH SCHOOL

Was listed as a three-star recruit by *Rivals.com* ... two-time unanimous All-District selection for head coach Ricky Sargent ... finished his senior season with 39 total tackles, 61/2 sacks, two passes deflections, a fumble forced and a fumble recovered for 7-4 Bi-District Finalist Bobcats ... recorded 86 total tackles, 15.0 sacks, forced two fumbles, recovered one fumble and deflected one pass while helping Hempstead post a 7-5 record and advance to the Area Finals ... lettered in basketball and was named District 26-2A Offensive MVP as junior ... was a All-District 26-2A Second-Team selection as a sophomore ... competed in the State Track Championships in his sophomore and junior years ... finished fourth in 4x100 meter relay as junior at state meet.

PERSONAL

Born Mar. 1, 1993 in Houston ... son of Vincent and Dell Robertson ... major is sports management ... related to former LSU receiver Terrence Toliver ... related to former Houston Texans linebackers coach Johnny Holland.

Meet The Bobcats




JOSHUA'E ROBINSON **44**
 Linebacker
 5' 11" • 235 • Freshman • RS
 Abilene, Texas
 Cooper HS

2012
 Was the runner-up in the bench press with a lift of 425 lbs. at the Night of Champions.

2011
 Sat out the season as a redshirt.

HIGH SCHOOL
 Named an All-State player after earning unanimous All-District 3-5A First-Team honors as a senior and All-District 4-4A Second-Team honors his junior season ... helped Cougars finish the 2010 season with an 11-2 record before falling in the State Regional final game against Denton Guyer ... finished senior season with 110 tackles, eight sacks and 12 QB hurries ... led a defense that held opponents to 328.3 total yards and 25.8 points per game ... finished junior season with 96 tackles, 12 tackles for loss and five sacks ... named as 2010 Top 300 player in Dave Campbell's Texas Football magazine ... named to 2010 All-Big Country Preseason Super Team by Abilene Reporter-News ... Three-year starter for coach Mike Spradlin.

PERSONAL
 Born Sept. 23, 1991 in Lancaster, Penn. ... son of Lillian Robinson.



JORDAN ROSE **36**
 Safety
 5' 10" • 193 • Sophomore • TR
 Pearland, Texas
 Dawson HS
 Southern

PREVIOUS SCHOOL
 Transfer from Southern University ... earned Outstanding Student-Athlete with 3.4 GPA in 2010-11 ... played for Stump Mitchell at Southern ... was named to the Dean's List.

HIGH SCHOOL
 Named First-Team All-County and All-District 24-4A after helping Dawson reach the state semifinals with a 12-3 overall record ... was runner-up for the district's Defensive Player of the Year award after recording 121 tackles, intercepting one pass, breaking up 12 more passes, recovering three fumbles and forcing two more fumbles ... was a Honorable Mention All-Greater Houston selection ... also played basketball and was named the Newcomer of the Year ... earned a Leadership award.

PERSONAL
 Born May 12, 1992 in Houston ... major is health and fitness management ... son of Shawn and Derreck Rose ... is related to former Rice and San Francisco 49er's defensive tackle Jeff Rose.



SHAUN RUTHERFORD **17**
 Quarterback
 6' 0" • 187 • Senior • 1L
 Bay City, Texas
 Bay City HS
 Blinn College

2011
 Played in 11 games and made 10 starts at quarterback ... completed 91 of his 156 passes for 1,227 yards and 12 touchdowns ... rushed the ball 127 times for 449 yards and three touchdowns ... elected team captain by his teammates ... earned Player of the Week honors by College Sports Madness in weeks four, five, six, and seven ... earned FCS Independent Player of the Week College Football Performance Awards in weeks four and seven ... also earned Bobcat Offensive Player of the Year ... connected on five of his 12 passes for 38 yards and rushed 12 times for 82 yards in first game as a Bobcat at Texas Tech ... completed five of his nine passes and rushed for 14 yards on seven carries at Wyoming ... threw for 106 yards on 11-of-22 passing and carried the ball 13 times for 46 yards against Tarleton State ... completed 10 of his 16 passes for 241 yards and four touchdowns, including a 71-yard touchdown strike to Chase Harper at Stephen F. Austin ... also scrambled for a 22-yard score en route to 82 yards on 23 carries ... threw for 109 yards on 8-of-12 passing with three touchdowns and carried six times for 18 yards versus Nicholls ... completed eight of his 11 passes for 110 yards and one touchdown ... also rushed for a 22-yard touchdown, finished with 65 yards on 19 attempts at McNeese State ... accounted for three touchdown passes versus Lamar ... connected on 17 of his 26 passes for 243 yards to go along with 57 yards rushing on 14 carries in the matchup ... completed 12 of his 21 passes for 172 yards and one touchdown and rushed 10 times for 54 yards at Southeastern Louisiana ... threw for 65 yards on 12-for-22 passing and carried the ball 18 times for 48 yards versus Northwestern State ... had to exit game in 2nd quarter versus Prairie View A&M due to an injury ... finished with 85 yards on 3-of-5 passing and rushed for one touchdown ... also called upon to punt four times throughout the season and landed all four inside the 20 with a 37-yard average.

PREVIOUS SCHOOL
 Played two seasons under coach Brad Franchione ... named to First-Team All-SWCJFC team ... caught 37 passes for 407 yards and one touchdown to go along with 14 carries for 40 yards his sophomore year for the 8-3 Bucs ... best performance came against Cisco when he had over 200 all-purpose yards and scored three TDs ... caught 18 passes for 214 yards and three TDs while rushing for 62 yards on 14 carries with two TDs in his freshman season ... backed up Cam Newton and completed 20 of 30 passes for 420 yards and a touchdown to help Blinn win the NJCAA National Championship.

HIGH SCHOOL
 Honorable Mention All-State selection for head coach Danny Edleman ... First-Team All-Area selection for 6-5 Bi-District Finalist Black Cats ... District 24-4A Offensive MVP in his senior year while completing 245 of his 379 passes for 3,309 yards and 24 TDs which led the Houston area and was good enough for fourth in the state ... best performance came in a 42-40 win over Brenham his senior year when he amassed 513 total yards and 6 TDs ... named Built Ford Tough Player of the Week ... earned First-Team All-Area and First-Team All-District 24-4A honors in baseball for coach Robert Rayos ... earned Second-Team All-Conference and Second-Team All-Area honors in basketball for coach Eddie Nelson.

PERSONAL
 Born Mar. 15, 1990 ... son of Melvin and Cheryl Rutherford ... cousin of former Texas State wide receiver DaMarcus Griggs ... cousin of current Miami Heat forward Rashard Lewis.



Meet The Bobcats


CAREER HIGHS

Category	No.	Date
Pass Completions	17	vs. Lamar, 10/15/11
Pass Attempts	26	vs. Lamar, 10/15/11
Passing Yards	243	vs. Lamar, 10/15/11
Touchdown Passes	4	vs. Stephen F. Austin, 9/24/11
Longest Pass	75	vs. Southeastern Louisiana, 10/22/11
Rushing Attempts	23	vs. Stephen F. Austin, 9/24/11
Rushing Yards	82	twice, last vs. Stephen F. Austin, 9/24/11
Rushing Touchdowns	1	three times, last vs. Prairie View A&M, 11/5/11
Longest Run	42	vs. Lamar, 10/15/11

RUTHERFORD'S CAREER STATISTICS

PASSING	G	Cmp	Att	Int	Yds	TD	Lg	Pct	Effic
2011	11	91	156	4	1227	12	75	58.3	144.7

RUSHING	G	Att	Yds	TD	Lg	Avg/C	Avg/G
2011	11	127	449	3	23	3.5	40.8



JOSH SELL

61


Offensive Line
6' 2" • 290 • Sophomore • TR
Pasadena, Texas
Liberty HS

HIGH SCHOOL

Named All-District 22-3A First-Team selection ... played for coach Shane Deel ... lettered in powerlifting and track and field ... competed in the shot put for the track team.

PERSONAL

Born June 29, 1993 in Pasadena, Texas ... major is engineering ... son of Derrick and Donna Sell ... hobbies include hunting and fishing.



JOEY SIMONE

60

Offensive Line
6' 3" • 304 • Sophomore • 1L
Richmond, Texas
Foster HS

2012

Won the power clean and set a school record with a lift of 380 pounds. at the Night of Champions.

2011

Served as a reserve offensive lineman.

2010


Served as a reserve offensive lineman.

HIGH SCHOOL

Earned All-District 23-4A Second-Team honors as a center ... named All-Area Second-Team as a senior ... anchored an offensive line on one of the most surprising teams in the Greater Houston area at Foster.

PERSONAL

Born Jan. 30, 1991 in Houston ... son of Joseph III and Angela Simone ... hobbies include archery.



ANDREW SIMS

70

Offensive Line
6' 3" • 283 • Junior • RS
Ventura, Calif.
Saint Bonaventure HS
Ventura College

2011

Sat out the season as a redshirt.

PREVIOUS SCHOOL


Played two seasons at Ventura College under Steve Mooshagian ... Ventura posted a 5-5 record in 2010.

HIGH SCHOOL

Named Second-Team All-League as a junior and senior year ... named Third-team All-State by *Goldenpreps.com*.

PERSONAL

Born June 6, 1990 in Jackson, Miss. ... son of Bridget Sims ... major is liberal arts at Texas State ... enjoys tutoring students and being a mentor.



COLBY TARGUN

27

Safety
5' 11" • 190 • Sophomore • 1L
Scottsdale, Ariz.
Chaparral HS

2011

Appeared in nine games as a reserve defensive back and on special teams ... recorded six tackles (two solo) and assisted one tackle for a loss.

HIGH SCHOOL

Two-time All-State performer who helped lead Chaparral to the 2009 and 2010 state championships ... three-year starter who played in 42 varsity games ... had 11 interceptions during his career, including six as a senior to lead the Firebirds ... accounted for 82 tackles after recording 91 stops as a junior ... also hit .459 as an infielder for Chaparral's baseball team in his junior season.

PERSONAL

Born Jan. 15, 1993 in Scottsdale ... son of Mike and Michelle Targun ... major is business.


CAREER HIGHS

Category	No.	Date
Tackles	3	vs. Wyoming, 9/10/11
Tackles for Loss	0.5	vs. Wyoming, 9/10/11

TARGUN'S CAREER STATISTICS

Year	G	UA	A	Tackles	TFL	Yds	Sacks	Yds	PD	FF
2011	9	2	4	6	0.5	1	0	0	0	0

Meet The Bobcats



KAMU TAULELEI 98

Defensive Line
6' 2" • 276 • Junior • TR
Fagatogo, American Samoa
Radford HS
Eastern Arizona College
Chabot College

PREVIOUS SCHOOL

Listed as a three-star recruit by *Rivals.com* ... registered 42 tackles, including 7.5 tackles for losses and 3.5 quarterback sacks as a sophomore at Chabot College ... also broke up a pass ... played for coach Danny Calcagno ... helped Chabot win the Golden Gate Conference with a 5-0 record and post a 9-2 overall mark ... played in three games as a freshman at Eastern Arizona College for coach John O'Mera ... recorded four tackles at Eastern Arizona.

HIGH SCHOOL

Played for coach Fred Salanoa at Radford High School in Honolulu.

PERSONAL

Born Sept. 30, 1991 in American Samoa ... major is criminal justice at Texas State ... son of Martin and Iemaima Taulelei of Honolulu ... hobbies include playing basketball.



CHARLIE WILL TUTTLE 72

Center
6' 2" • 293 • Sophomore • 1L
Wimberly, Texas
Wimberly HS

2012

Was the runner-up in the power clean and broke the former school record with a lift of 373 pounds. at the Night of Champions.

2011

Played in 11 games and made seven starts at center ... ranked third among team leaders with 51.5 pancake blocks ... recorded 10 pancakes versus Stephen F. Austin and South-eastern Louisiana ... graded 90 percent or better in three games and 89 percent in two other contests.

2010


Sat out the season as a redshirt.

HIGH SCHOOL

Chosen to play in the Texas High School Coaches All-Star game ... named All-District 8-3A First-Team and Academic Team selections in 2009 ... was an Honorable Mention Academic All-State choice ... named Wimberly's Offensive Lineman of the Year ... helped lead Wimberly to a 9-4 record as a senior ... played for Weldon Nelms ... also was selected Homecoming King.

PERSONAL

Born Feb. 11, 1992 ... son of Brent and Liz Tuttle of San Marcos ... major at Texas State is concrete industrial management ... hobbies include fishing and hunting.



ZACH VELLIQUETTE 24

Cornerback
5' 10" • 183 • Junior • 1L
Katy, Texas
Cinco Ranch HS
Houston

2011

Saw action in five games for the special team unit ... recorded one tackle at Central Arkansas.

PREVIOUS SCHOOL

Sat out season as a redshirt at Houston.

HIGH SCHOOL

Earned First-Team All-State honors as a defensive back under Don Clayton ... named Second-Team All-Greater Houston First-Team defensive back ... named All-District 17-5A First-Team All-Defense ... named All-District 17-5A First-Team All-Special Teams

PERSONAL

Born Oct. 27, 1991 in Springfield, Mo. ... son of Jeff and Terese Velliquette ... major is exercise and sport science at Texas State.

CAREER HIGHS

Category	No.	Date
Tackles	1	vs, Central Arkansas, 11/12/11

VELLIQUETTE'S CAREER STATISTICS

Year	G	UA	A	Tackles	TFL	Yds	PD	FF	Int	Yds
2011	5	0	1	1	0	0	0	0	0	0



JONATHAN WARD 95

Defensive End
6' 1" • 233 • Senior • 2L
Lumberton, Texas
Lumberton HS

2011

Played in 11 games ... registered 14 tackles (12 solo), three tackles for losses, and one pass breakup ... recorded a season-high eight tackles (seven solo) including two for a loss as well as a pass breakup versus Prairie View A&M.

2010

Played in 11 games at defensive tackle ... had one tackle against Nicholls ... member of the Southland Conference All-Academic Team.

2009

Served as a reserve lineman ... did not play in any games.

2008

Sat out season as a redshirt.

HIGH SCHOOL

First-Team All-District 22-4A defensive end for district co-champion Lumberton ... helped team to 11-2 regional playoff run ... honorable mention All-State ... registered 59 tackles,



Meet The Bobcats


18 tackles for loss and four sacks during senior season ... high school coach was Alvin Credeur.

PERSONAL

Born Dec. 28, 1988 ... son of Robert and Sadina Ward ... has two sisters ... major is exercise and sports science.

CAREER HIGHS		
Category	No.	Date
Tackles	8	vs. Prairie View A&M, 11/5/11
Tackles for Loss	2.0	vs. Prairie View A&M, 11/5/11
Pass Breakups	1	vs. Prairie View A&M, 11/5/11/11

WARD'S CAREER STATISTICS										
Year	G	UA	A	Tackles	TFL	Yds	PD	FF	Int	Yds
2009	Did not Play									
2010	6	1	0	1	0.0	0	0	0	0	0
2011	11	12	2	14	3.0	5	1	0	0	0
Totals	17	13	2	15	3.0	5	1	0	0	0



THADDEUS WATKINS 56

Offensive Tackle
6' 5" • 286 • Senior • 1L
 Pleasant Hill, Calif.
 College Park HS
 Diablo Valley College

2011

Played in all 12 games and made nine starts ... registered 49.5 pancake blocks ... recorded a season-best eight pancakes versus Tarleton State and Nicholls ... had a grade of 85 percent or higher during five games, including a season-best 89 percent against Sam Houston State.

2010

Sat out season as a redshirt.

PREVIOUS SCHOOL


Transfer student from Diablo Valley College in Pleasant Hill, California ... played for coach Mike Darr at Diablo Valley ... earned All-Northern Cal Conference honors in 2009.

HIGH SCHOOL

Played football at College Park High School in Pleasant Hill ... earned All-Diablo Athletic Football League honors after leading College Park to a 9-2 record in 2007.

PERSONAL

Born Sept. 20, 1989 in Walnut, Calif. ... son of Thaddeus and Kathy Watkins ... major is sociology and exercise science and sports at Texas State.



MARIO WIGGINS 21

Safety
6' 1" • 190 • Senior • 3L
 San Antonio, Texas
 Madison HS

2011

Saw action in five games as a reserve defensive back and on special teams ... logged one solo tackle and one quarterback hurry against Nicholls ... notched one tackle at Central Arkansas.

2010

Played in three games as a reserve cornerback ... had one solo tackle at Houston.

2009

Played in seven games ... had a total of seven solo tackles and three assists ... intercepted one pass and returned 48 yards against Texas Southern ... also had two solo tackles and assisted on another against the Tigers ... registered two solo tackles at TCU and one stop against Sam Houston State ... also posted one tackle and one assisted stop at Southern Utah and against Southeastern Louisiana.

2008

Sat out the season as a redshirt.

HIGH SCHOOL

Lettered two years at Madison, helping Madison advance to the 5A Division II State Semifinals ... played free safety and wide receiver while also returning kicks ... finished his career with 132 total tackles, one interception and one fumble recovery ... was a Second-Team All-District 26-5A ... named one of the top 10 football players in San Antonio by the *Express-News*.


PERSONAL

Born Feb. 22, 1990 ... son of Mario Sr. and Shelly Wiggins ... major is exercise and sports science.

CAREER HIGHS		
Category	No.	Date
Tackles	3	vs. Texas Southern, 9/26/09
Quarterback Hurry	1	vs. Nicholls, 10/1/11
Interceptions	1	vs. Texas Southern, 9/26/09
Interception Return Yards	48	vs. Texas Southern, 9/26/09

WIGGINS' CAREER STATISTICS										
Year	G	UA	A	Tackles	TFL	Yds	PD	FF	Int	Yds
2009	7	7	3	10	0.0	0	1	0	1	48
2010	3	1	0	1	0.0	0	0	0	0	0
2011	5	1	1	2	0.0	0	0	0	0	0
Totals	15	9	4	13	0.0	0	1	0	1	48

Meet The Bobcats



KEISHE WILCOX

Defensive Line
6' 2" • 228 • Freshman • RS
League City, Texas
Clear Springs HS

57

2011
 Sat out the season as a redshirt.

HIGH SCHOOL

Three-time All-District 24-5A selection for head coach Clint Hartman ... All-Galveston County Honorable Mention for 8-3 Bi-District Finalist Chargers ... recorded 78 total tackles, 7.0 sacks and two pass deflections as a senior ... finished his junior season with 113 total tackles, 5.0 sacks, three pass deflections, two fumble recoveries and caught one pass for 19 yards to help Clear Springs to a 11-3 season with an appearance in the 5A Division II Quarterfinals ... recorded 67 total tackles, 3.0 sacks, two fumble recoveries, one forced fumble and one pass deflection while catching two passes for 12 yards and two touchdowns as a sophomore.

PERSONAL

Major is engineering at Texas State ... son of Keithanne and Rochon Singleton.



DESHUN WILLIAMS

Defensive Tackle
5' 11" • 299 • Junior • 2L
Carthage, Texas
Carthage HS

71

2012
 Won the bench press with a lift of 455 pounds at the Night of Champions.

2011
 Played and started all 12 games on the defensive line ... posted 22 tackles (13 solo), 6.5 tackles for losses, two sacks, four quarterback hurries, and one fumble recovery ... had two solo stops at Texas Tech ... registered an unassisted sack resulting in a loss for 10 yards against Tarleton State ... also logged a quarterback hurry in the contest ... notched three tackles (two solo), including 1.5 for a loss versus Lamar ... had two quarterback hurries and one tackle at Southeastern Louisiana ... recorded two tackles and one quarterback hurry against Northwestern State ... tallied a personal season-best five tackles (three solo) versus Prairie View A&M ... notched two tackles (one solo) at Central Arkansas ... had three solo tackles, a fumble recovery, and one sack leading to an eight-yard loss.

2010
 Played in 11 games ... finished the season with eight tackles, including four solo stops ... also assisted on a quarterback sack for a loss of one yards and had another quarterback hurry ... recorded a season-high five tackles at McNeese State ... had one tackle at Southeastern Louisiana ... recorded two tackles, including one solo stop against Southern Arkansas ... registered a quarterback sack for a loss of one yard versus the Muleriders ... saw action in his first collegiate game at Houston.

HIGH SCHOOL

Two-time All District 18-3A and All State selection for head coach Scott Surratt ... played an instrumental role on two consecutive Class 3A state championship teams at Carthage ... named the District 18-3A MVP in 2009 ... recorded 132 tackles, 30 tackles for losses, 17 QB pressures, six sacks, three forced fumbles, two pass break ups, one fumble recovery, and one rushing touchdown as a senior ... named the *Longview News-Journal* Defensive MVP on the All-East Texas football team ... chosen First-Team defensive lineman on the


All-Smoaky.com team ... threw the shot and discus in track ... participated in power lifting ... selected to play in the Texas High School Coaches Association All-Star game in San Antonio.

PERSONAL

Born Dec. 15, 1991 in Henderson, Texas ... son of Abura and Vanessa Williams.

CAREER HIGHS		
Category	No.	Date
Tackles	5	twice, last vs. Prairie View A&M, 11/5/11
Tackles for Loss	3.0	vs. Prairie View A&M, 11/5/11
Quarterback Sacks	1.0	twice, last vs. Sam Houston State, 11/19/11
Quarterback Hurries	2	vs. Southeastern Louisiana, 10/22/11
Fumbles Recovered	1	vs. Sam Houston State, 11/19/11

CAREER DEFENSIVE STATISTICS										
Year	G	UA	A	Tackles	TFL	Yds	Sacks	Yds	FF	FR
2010	11	3	5	8	0.5	2	0.5	1	0	0
2011	12	13	9	22	6.5	26	2.0	18	0	1
Totals	23	16	14	30	7.0	28	2.5	19	0	1



JACOB WOTEN

Defensive Line
6' 4" • 244 • Junior • TR
Olathe, Kan.
East HS
Fort Scott CC

93

PREVIOUS SCHOOL

Played in seven of Fort Scott's eight games in 2011 ... recorded 34 total tackles, including 14 unassisted stops ... registered 5.0 tackles for losses of 16 yards and 2 quarterback sacks for losses of nine yards ... also led Fort Scott with two fumble recoveries ... played at Butler Community College as a freshman for coach Troy Morrell ... played in six games and recorded 19 tackles, including 11 solo stops ... had four tackles for losses of 19 yards ... had one quarterback sack for a loss of eight yards ... forced one fumble ... helped Grizzlies advance to national championship game with a 13-1 record.

HIGH SCHOOL


Played football and was a wrestler at East High School ... played football for coach Jeff Meyers ... helped Hawks finished 9-1 as a senior ... earned All-District First-Team, All-County, All-City and All-Metro Area honors as a junior and senior defensive end ... Named the Sunflower League MVP ... listed First-Team among the Kansas Top 11 as a defensive end ... named All-Decade First-Team as an offensive tackle and defensive end during his senior season ... placed twice at the Kansas State Wrestling Championship with a runner-up finish as a senior and sixth place showing as a junior ... was a three-time regional wrestling champion ... regarded as one of the top five Class 6A athletes in his weight division.

PERSONAL

Born May 11, 1991 ... major is sports and exercise science ... son of Josh and Lorie Woten.



Meet The Bobcats



MIKE YODER

Offensive Tackle
6' 5" • 297 • Junior • RS
Kingwood, Texas
Kingwood HS
Blinn College

75

2011

Sat out the season as a redshirt.

PREVIOUS SCHOOL


Was rated as a two-star recruit by *Rivals.com* after playing last season at Blinn College under former Buccaneers head coach and current Texas State linebackers coach Brad Franchione ... earned Honorable Mention All-America honors and was named to the All-Southwest Junior College Football Conference First-Team in 2010 ... went to Blinn after playing his freshman season at Northeastern Oklahoma State ... was the Lone Star Conference Freshman of the Year ... also named a Second-Team All-LSC selection in 2009.

HIGH SCHOOL

Earned All-District 19-5A First-Team honors as a senior at Kingwood High School while playing for Doug McDougald ... helped Kingwood reach the Bi-District playoffs in his senior season.

PERSONAL

Born Aug. 18, 1990 in New Orleans ... son of Dan and Jennifer Yoder ... major is business at Texas State ... his older brother, Chris, played at Texas A&M.



FAVIAN ZAMORA-TORRES

Offensive Line
6' 2" • 316 • Sophomore • RS
Mission, Texas
Veterans Memorial HS
Robert Morris

65

2011

Sat out the season as a redshirt.

PREVIOUS SCHOOL

Played one season under head coach Joe Walton at Robert Morris University in Moon Township, Penn.

HIGH SCHOOL

First-Team All-District 32-4A selection for head coach Carlos Longoria.

PERSONAL

Born Dec. 14, 1990 in McAllen ... son of Reyes and Anna Torres ... favorite hobbies include watching movies ... majoring in history.

FALL NEWCOMERS

DAMANI ALEXCEE

Safety

6'2" • 175 • Freshman • HS
League City, Texas
Clear Springs HS

HIGH SCHOOL

Rated as one of the Top 100 players in the Greater Houston area by *Vype Magazine.com* ... earned All-District 24-5A First-Team honors as a junior and senior ... was a two-time Academic All-State and All-County selection ... helped Clear Springs finish the 2011 season with an 8-4 and an undefeated district record ... registered 92 tackles, three interceptions and seven passes defended as a senior... played for coach Clint Hartman ... also was a two-time Regional qualifier in the hurdles and high jump for the track and field team.

PERSONAL

Born on Mar. 20, 1994 ... son of Pamela Ridley and Kevin Alexcee ... plans to major in business administration at Texas State ... member of Mu Alpha Theta ... his brother, Khary, was a two-time All-District linebacker and attends Texas State.

MATT GRAY

Offensive Lineman

6' 6" • 300 • Freshman • HS
Prattville, Alabama
Prattville HS

HIGH SCHOOL

Named a two-star recruit by *Rivals.com* ... played for coach Jamey Dubose ... helped lead Prattville to a Class 6A state championship ... earned All-District Second Team honors as a junior after helping Woodbridge High School in Virginia finish as the runner-up in district play ... letterman in 2009 and 2011 at Prattville ... invited to Under-Armor All-American combine.

PERSONAL

Born on Nov. 3, 1993 ... son of Patrick Gray of Alamogordo, N.M. and Rebecca Rivera of Prattville..

JERRID JETER-GILMON

Linebacker

6'0" • 218 • Freshman • RS
Brenham, Texas
Brenham HS

HIGH SCHOOL

Named a three-star recruit by *Rivals.com* ... earned All-District 17-4A First-Team as a linebacker ... earned All-District Second-Team honors as a defensive end during his junior season when he recorded 65 tackles, one interception and three fumble recoveries.

PERSONAL

Born on Jan. 31, 1994 ... son of Berneake Gantt.

HAYDEN LAMBERT

Offensive Lineman

6' 5" • 265 • Freshman • HS
Aledo, Texas
Aledo HS

HIGH SCHOOL

Named All-District 5-4A First-Team selection ... played for coach Tim Buchanan ... two-year letterman for two-time Class 4A state championship team ... also a member of the varsity team during the state championship season as a sophomore ... earned Academic All-District honors and was a Honorable Mention Academic All-State selection ... member of the National Honor Society and Future Business Leaders of America ... competed at the state conference for FBLA.

PERSONAL

Born Dec. 2, 1993 ... son of Randy and Cynthia Lambert.

ROBERT LOWE

Running Back

6' 1" • 193 • Freshman • HS
Waxahachie, Texas
Waxahachie HS

HIGH SCHOOL

Named a three-star recruit by *Rivals.com* ... chosen DFW All-Area 4A Second-Team after rushing for 1,682 yards and 32 touchdowns on 233 carries as a senior ... averaged 7.2 yards per carry ... also caught 23 passes for 361 yards and a touchdown ... named District 15-4A Offensive MVP ... earned All-District First-Team honors as a junior and senior ... also Ran for 1200 yards and scored 19 touchdowns while averaging 7.1 yards per carry as a junior.

PERSONAL

Born on April 15, 1994 ... son of Robert and Glenda Ann Lowe.

DAVID MAYO

Linebacker

6' 2" • 228 • Junior • TR
Scappoose, Ore.
Scappoose HS
Santa Monica CC

PREVIOUS SCHOOL

Named a two-star recruit by *Rivals.com* ... named an All-Pacific Conference selection as a freshman ... helped lead Santa Monica to the Pacific Conference championship and a berth into the American Bowl ... recorded 68 tackles, including eight tackles for losses ... also had one quarterback sack, broke up two passes and recovered a fumble

HIGH SCHOOL

Played in the East-West Shrine game while representing Columbia County after his senior season at Scappoose ... named an All-State Second-Team selection after leading the Tribe with 10.6 tackles per game ... also played running back and ran for 1,116 yards and 12 touchdowns as a senior.

PERSONAL

Born on Aug. 18, 1993 ... son of Wayne Mayo and Lori Haggans.



Meet The Bobcats

DALLAS McCLARTY

Defensive Tackle
5' 11" • 280 • Freshman • HS
League City, Texas
Clear Springs HS

HIGH SCHOOL

Named a two-star recruit by *Rivals.com* ... rated as one of the Top 100 players in the Greater Houston area by *Vype Magazine.com* ... two-time Class 5A All-State Team selection by Texas Associated Press of Sports Editors ... named District 24-5A Defensive MVP as a senior in 2011 and a All-District First Team as a sophomore and junior ... four year starter at Clear Springs for coach Clint Hartman ... registered 108 tackles and eight quarterback sacks as a senior ... also recovered three fumbles and forced another three fumbles ... had a season-high 14 tackles against Pearland Dawson ... recorded 133 tackles and 8.5 quarterback sacks as a junior ... tallied 107 tackles and eight sacks as a sophomore.

PERSONAL

Born Mar. 26, 1994 ... son of Dallas and Nesha McClarty ... plans to major in sports medicine at Texas State ... his cousin, Leonard Marshall played football at LSU and in the NFL with the New York Giants.

DAMION McMILLER

Linebacker
6' 3" • 230 • Junior • TR
Stockton, Calif.
Lincoln HS
Weber State
San Joaquin CC

PREVIOUS SCHOOL

Played one season at San Joaquin Delta CC and ranked second among team leaders with 76 tackles including 9.0 tackles for losses of 34 yards ... also recorded 2.5 quarterback sacks, intercepted two passes and broke up three passes ... played in three games as a freshman at Weber State

HIGH SCHOOL

Earned All-State Second-Team honors as a senior at Lincoln during the 2008 campaign ... was an outside linebacker during his junior and senior years for coach Jim Rubiakas ... named All-Conference as a junior and senior ...

PERSONAL

Born on Sept. 4, 1991 ... son of Damion and Lei McMiller.

RYAN MELTON

Offensive Line / Tight End
6' 5" • 285 • Freshman • HS
Liberty, Texas
Liberty HS

HIGH SCHOOL

Rated as a three-star prospect by *247sports.com* ... named an All-District 22-3A First-Team selection as an offensive lineman and a Second-Team selection as a defensive end during his senior season ... was an All-Area selection as a tight end after catching 15 passes for 203 yards and a touchdown during his junior campaign ... three year starter for head coach Shane Deel after he began playing organized football as a freshman ... also saw action as a defensive end and offensive tackle at Liberty ... also lettered in basketball and track and field

PERSONAL

Born on Mar. 27, 1994 ... son of Kenny and Trudi Melton.

FRED NIXON

Quarterback
6' 3" • 200 • Freshman • HS
Willis, Texas
Willis HS

HIGH SCHOOL

Named a three-star recruit by *Rivals.com* ... rated as one of the Top 100 players in the Greater Houston area by *Vype Magazine.com* ... named the District 18-4A Offensive MVP as a senior after completing 140 of his 244 passes for 2,261 yards and 23 touchdowns ... also ran for 139 yards and five TD's on 55 carries as a senior ... led Willis to a District 18-4A championship ... named the District 18-4A Offensive Player of the Year and was Co-Offensive Most Valuable Player All-Montgomery County as a junior after completing 136 of 218 passes for 1,993 yards and 26 touchdowns ... threw for 2,121 yards and 15 touchdowns during his sophomore season ... played for coach Audie Jackson at Willis.

PERSONAL

Born on Dec. 24, 1993 ... son of Frederick and Nichelle Nixon.

FELIX ROMERO

Offensive Line
6' 4" • 297 • Freshman • HS
Cedar Park, Texas
Cedar Park HS

HIGH SCHOOL

Named a three-star recruit by *Rivals.com* ... nationally rated No. 57 offensive lineman and No. 120 overall player in Texas by *ESPNU* ... earned unanimous District 25-4A First-Team as well as garnering First-Team District 25-4A honors his junior season ... ranked by *Texasfootball.com* as Top-30 Offensive Lineman ... did not allow a sack while also recording 178 knockdown blocks en route to a district championship.

PERSONAL

Born Feb. 17, 1994 ... son of Felix and Leticia Romero.

BRANDON SMITH

Wide Receiver
6' 2" • 170 • Freshman • HS
Prattville, Ala.
Prattville HS

HIGH SCHOOL

Named a two-star recruit by *Rivals.com* ... played for coach Jamey Dubose ... helped lead Prattville to a 6A state championship over Hoover HS ... had 49 receptions for 753 yards and five touchdowns his senior season ... registered a 4.5 second 40-time and 35 inch vertical

PERSONAL

Born on Dec. 27, 1993 ... son of Steven and Valarie McKinney.

STEPHEN SMITH

Linebacker

6' 3" • 205 • Freshman • HS

Missouri City, Texas

Dulles HS

HIGH SCHOOL

Earned All-District 23-5A First-Team honors as a linebacker during his senior season ... named to the All-Sun First-Team after recording seven quarterback sacks and 18 tackles for losses ... ranked third among District 23-5A leaders with 113 total tackles ... was a Regional qualifier in the 4x400-meter relay for the track and field team

PERSONAL

Born Oct. 28, 1993 ... son of Dennis and Leslie Smith ... plans to major in sports medicine at Texas State.

MARTEL SUMMERS

Defensive Back

6' 1" • 190 • Freshman • HS

Leander, Texas

Leander HS

HIGH SCHOOL


Named a three-star recruit by *Rivals.com* ... nationally rated No. 79 cornerback by *ESPNU* ... earned District 16-5A Defensive MVP of the Year ... earned All-State honorable mention ... recorded 78 tackles (55 solo), broke up six passes, forced one fumble, and had one interception in 2011 ... as a junior he registered 78 tackles (56 solo), broke up 10 passes, forced one fumble, and had three interceptions ... also logged a 4.5 second 40-time and a 4.1 in the shuttle.

PERSONAL

Born on Oct. 7, 1993 ... son of Amy Nappier.



Coaching Staff



DENNIS FRANCHIONE

**HEAD COACH • FOURTH SEASON AT TXST
27TH SEASON OVERALL • PITTSBURG STATE**

A proven winner who has a history of rebuilding struggling programs, Dennis Franchione began his latest project in January 2011, when he returned to Texas State and began the process of leading the Bobcats in their transition into the NCAA Division I FBS Subdivision.

Franchione begins his 27th season as a collegiate head coach with a 193-107-2 career record, including a 19-15 mark at Texas State after leading the Bobcats to just their seventh non-losing record in 27 years with a 6-6 mark in 2011. He also posted 13-9 mark at Texas State in 1990-91.

Prior to his return to Texas State, Franchione led his teams to nine conference championships and had the best divisional record during one season. In addition, his teams played in nine bowl games, four NAIA playoff games and one NCAA Division II playoff contest.

His collegiate head coaching career began at Southwestern College in 1981, when he compiled a 14-4-2 record in two seasons.

In 1982, the Builders won nine games, a Kansas Collegiate Athletic Conference championship and beat Oklahoma Panhandle State 15-0 in the Sunflower Bowl.

It was Southwestern's first bowl game and the nine victories were the school's highest total in a single season and the most wins at Southwestern since 1967.

Following the record-setting season, Franchione went to Tennessee Tech, where he served as the offensive coordinator in 1983 and 1984 before being named head coach at his alma mater, Pittsburg State.

During the next five seasons, he led the Gorillas to a 53-6 record and four Central States Intercollegiate Conference championships and one Missouri Intercollegiate Athletic Association title with a combined record of 37-1. He was named the NAIA National Coach of the Year twice.

His teams tied the school record with 11 victories in a season three times before breaking it with a 12-win campaign in 1989 when Pittsburg State joined the NCAA Division II ranks.

In 1990, Franchione took the reins of Texas State's football program for the first time. He led the Bobcats to a 6-5 record in his first year, and that was Texas State's first winning record as a member of the Southland Conference and the first winning season since 1984. The following year, Franchione led the Bobcats to their second straight winning season, a feat that was not duplicated until Texas State had back-to-back winning seasons in 2008 and 2009.

After compiling a 13-9 record at Texas State during those two years, Franchione joined the NCAA Division I FBS head coaching ranks for the first time when he took over New Mexico's program.

Before his arrival, New Mexico won just 26 of its previous 106 games, and Franchione compiled a 33-36 record during the next six seasons and had three winning seasons.

He led the Lobos to their first winning record in 11 years with a 6-5 record in 1993. Franchione also guided New Mexico to its first back-to-back winning campaigns since 1971 when the Lobos posted a 6-5 record in 1996 and a 9-4 mark in 1997.

New Mexico won the Western Athletic Conference's Mountain Division with a 7-1 league record to earn an invitation to play in the Insight.com Bowl in 1997. It was the school's first bowl game since 1961.

While he was at New Mexico, Franchione coached future NFL Pro Bowl linebacker Brian Urlacher during his freshman and sophomore seasons in 1996 and 1997. Urlacher recorded over 102 tackles to rank second on the team in 1997.

Franchione also produced Third-Team All-American receiver Pascal Volz and a pair of WAC Offensive Players of the Year in quarterbacks Stoney Case (1994) and Graham Leigh (1997) while he was at New Mexico.

Following the Insight Bowl, Franchione was named head coach at TCU in 1998 and quickly turned around the fortunes of the school's football program.

Before his arrival, the Horned Frogs had finished the previous season with a 1-10 record. In his first year at the helm, Franchione led them to a 7-5 mark and a 28-19 victory over USC in the Sun Bowl. The Horned Frogs scored a school-record six defensive touchdowns, intercepted 12 passes and held opponents to an average of 19.6 points per game – the lowest average in over 30 years. His offense featured running back Basil Mitchell, who gained 1,111 yards and scored six touchdowns. Mitchell rushed for 185 yards and two touchdowns in the 28-19 win over USC.

The next season, Franchione also led TCU to the inaugural Mobile Alabama Bowl when LaDainian Tomlinson burst onto the national scene by leading the nation in rushing with 1,850 yards and 18 touchdowns on 268 carries. The Horned Frogs posted two shutouts and led the Western Athletic Conference in every major defensive category. TCU won the WAC championship and upset No. 20 East Carolina 28-14 in the bowl game as Tomlinson ran for 124 yards and two touchdowns.

THE DENNIS FRANCHIONE FILE

PERSONAL

Birthdate: March 28, 1951
Wife: Kim
Children: Ashley, Libby and Brad, who is the special teams coordinator and linebackers coach at Texas State.

EDUCATION

College: Pittsburg State, 1973

COACHING EXPERIENCE

Years	Schools	Position
1973-74	Miller High School	Head Coach
1975	Mulvane High School	Assistant Coach
1976-77	Peabody-Burns High School	Head Coach
1978-80	Kansas State University	Assistant Coach
1981-82	Southwestern College	Head Coach
1983-84	Tennessee Tech	Offensive Coordinator
1985-89	Pittsburg State University	Head Coach
1990-91	Texas State University	Head Coach
1992-97	University of New Mexico	Head Coach
1998-00	TCU	Head Coach
2000-02	University of Alabama	Head Coach
2003-07	Texas A&M University	Head Coach
2011-	Texas State University	Head Coach

COLLEGIATE HEAD COACHING RECORD

Years	Schools	Record
1981-82	Southwestern College	14-4-2
985-89	Pittsburg State University	153-6
1990-01, 2011-	Texas State University	19-15
1992-97	University of New Mexico	33-36
1998-00	TCU	25-10
2000-02	University of Alabama	17-8
2003-07	Texas A&M University	32-28

COACHING HONORS

1986 NAIA Coach of the Year
1987 NAIA Coach of the Year
1989 AFCA Regional Coach of the Year
1990 AFCA Regional Coach of the Year

TEAM CONFERENCE CHAMPIONSHIPS

1982 Kansas Collegiate Athletic Conference
1985 Central States Intercollegiate Conference
1986 Central States Intercollegiate Conference
1987 Central States Intercollegiate Conference
1988 Central States Intercollegiate Conference
1989 Missouri Intercollegiate Athletic Assoc.
1997 Western Athletic Conference
1999 Western Athletic Conference
2000 Western Athletic Conference
2002 Southeastern Conference West Division

33 Add Bowl

In 2000, Tomlinson was a Doak Walker Award winner, and a finalist for the Heisman Trophy. Football News National Offensive Player of the Year and an unanimous All-American after running for 2,158 yards, the fourth-highest single season total in NCAA history.

He also scored 22 touchdowns as TCU finished the season with a 10-1 record, a WAC championship and a second-straight berth to the Mobile Alabama Bowl.

Defensively, the Horned Frogs allowed only 245.0 total yards and 9.6 points per game, ranking first in the nation in both categories.

Following the 2000 campaign, Franchione was named the head coach at Alabama after the Crimson Tide finished the previous season with a 3-8 record. In his first season, he led the Tide to a 7-5 record and a 14-13 victory over Iowa State in the Independence Bowl, giving Alabama its first bowl victory in five years.

In 2002, he led the Crimson Tide to a 10-3 mark and a SEC West Division championship with a 6-2 league record. However, previous NCAA sanctions made Alabama ineligible to play in a bowl game. Following Alabama's victory over Hawaii at the end of the regular season, Franchione returned to the State of Texas when he was named head coach at Texas A&M.

During the next five seasons, his Aggies posted three winning records and played in three bowl games. Texas A&M finished the 2004 season with a 7-5 mark and played in the Cotton Bowl, the Aggie' first bowl game in three seasons. His best season at the school came in 2006 when the Aggies won nine games and played in the Holiday Bowl. The next year, Texas A&M posted a 7-5 record and qualified to play in the Alamo Bowl. However, Franchione resigned as head coach prior to the bowl game and ended his tenure at the school with a 32-28 record. His recruiting classes were ranked among the Top-13 nationally from 2003-05.

Born March 28, 1951 in Girard, Kan., Franchione resides in Horseshoe Bay, Texas and was an analyst for ESPN Radio broadcasts in 2008 and 2009. He is married to the former Kim Kraus, and they have two daughters Ashley and Libby. He also has a son, Brad. Brad and his wife, Rebecca, have three children.

DENNIS FRANCHIONE'S YEAR-BY-YEAR RECORD

Southwestern College (NAIA) (Kansas Collegiate Athletic Conference)

Year	School	Overall	Pct.	Conference	Pct.	Finish	Bowl
1981	Southwestern College	5-2-2	.667	5-2-2	.667	second	
1982	Southwestern College	9-2-0	.818	8-1-0	.889	first	Sunflower
Southwestern College Totals		14-4-2	.750	13-3-2	.777		

Pittsburg State (NAIA) (Central States Intercollegiate Conference)

Year	School	Overall	Pct.	Conference	Pct.	Finish	Round Reached in Playoffs
1985	Pittsburg State	8-2	.800	6-1	.857	first	Quarterfinals
1986	Pittsburg State	11-1	.917	7-0	1.000	first	Semifinals
1987	Pittsburg State	11-1	.917	7-0	1.000	first	Semifinals
1988	Pittsburg State	11-1	.917	7-0	1.000	first	Semifinals

Pittsburg State (Div. II) (Missouri Intercollegiate Athletic Association)

Year	School	Overall	Pct.	Conference	Pct.	Finish	Round Reached in Playoffs
1989	Pittsburg State	12-1	.923	10-0	1.000	first	Quarterfinals
Pittsburg State Totals		53-6	.898	37-1	.974		

Texas State (Div. I-AA) (Southland Conference)

Year	School	Overall	Pct.	Conference	Pct.	Finish	Round Reached in Playoffs
1990	Texas State	6-5	.545	2-3	.400	third	
1991	Texas State	7-4	.636	4-3	.571	fourth	
Texas State Totals		13-9	.590	6-6	.500		

New Mexico (Western Athletic Conference)

Year	School	Overall	Pct.	Conference	Pct.	Finish	Bowl
1992	New Mexico	3-8	.274	2-6	.333	ninth	
1993	New Mexico	6-5	.545	4-4	.500	sixth	
1994	New Mexico	5-7	.417	4-4	.500	fifth	
1995	New Mexico	4-7	.364	2-6	.333	seventh	
1996	New Mexico	6-5	.545	3-5	.375	seventh (Pacific)	
1997	New Mexico	9-4	.692	6-2	.750	first (Pacific)	Insight.com
New Mexico Totals		33-36	.478	21-27	.437		

TCU (Western Athletic Conference)

Year	School	Overall	Pct.	Conference	Pct.	Finish	Bowl
1998	TCU	7-5	.583	4-4	.500	fifth	Sun
1999	TCU	8-4	.667	5-2	.714	t-first	Mobile
2000	TCU	10-1	.909	7-1	.875	t-first	Mobile
TCU Totals		25-10	.714	16-7	.696		

Alabama (Southeastern Conference)

Year	School	Overall	Pct.	Conference	Pct.	Finish	Bowl
2001	Alabama	7-5	.583	4-4	.500	3rd (West)	Independence
2002	Alabama*	10-3	.769	6-2	.750	first (West)	
Alabama Totals		17-8	.680	10-6	.625		

Texas A&M (Big 12 Conference)

Year	School	Overall	Pct.	Conference	Pct.	Finish	Bowl
2003	Texas A&M	4-8	.333	2-6	.250	fifth (South)	
2004	Texas A&M	7-5	.583	5-3	.625	third (South)	Cotton
2005	Texas A&M	5-6	.454	3-5	.375	fourth (South)	
2006	Texas A&M	9-4	.692	5-3	.625	third (South)	Holiday
2007	Texas A&M	7-5	.583	4-4	.500	fourth (South)	Alamo
Texas A&M Totals		32-28	.533	19-21	.475		


Texas State (Div. I-FBS, WAC in 2012)

Year	School	Overall	Pct.	Conference
2011	Texas State	6-6	.500	Independent, Joins WAC in 2012
Career Totals		193-107-2	.648	122-71-2

* ineligible for a bowl game



Coaching Staff



MIKE SCHULTZ

ASSISTANT HEAD COACH • CO-OFFENSIVE COORDINATOR • QUARTERBACKS COACH
FOURTH SEASON AT TEXAS STATE • 33RD SEASON OVERALL • SAM HOUSTON STATE

Mike Schultz begins his 33rd season as a football coach with extensive and successful experience on both sides of the football after returning to Texas State and rejoining Dennis Franchione's coaching staff. Schultz is in his second year as an assistant head coach, co-offensive coordinator and quarterbacks coach at Texas State in 2012 after implementing a spread offense that produced over 345 yards and nearly 26 points per game.

Schultz came back to Texas State after serving as the offensive coordinator and quarterbacks coach at Middle Tennessee State in 2010, where the Blue Raiders had one of the top rushing attacks in the country with 180 yards per game and 32 touchdowns on the ground. His offense also featured All-Conference running back Phillip Tanner.

He went to Middle Tennessee State after serving as the offensive coordinator and tight ends coach at Illinois in 2009. The Illini offensive unit ranked 17th nationally in rushing and featured Honorable Mention All-Big 10 quarterback Juice Williams and wide receiver Arrelious Benn, a second-round NFL Draft pick by Tampa Bay in 2010.

He went to Illinois after spending 11 seasons on the staff at TCU. He served as both the offensive coordinator and quarterbacks coach for two years after coaching the running backs during his first nine seasons with the Horned Frogs.

The 2008 season saw TCU set single-season school records for points scored (420) and touchdowns (54). The Frogs led the nation in time of possession (35:05) and were 13th nationally in team rushing (215.7 yards per game) despite not having a player among the top-100 individually. The 215.7 yards per game rushing was the highest total at TCU since 2000.

The Frogs were second in the Mountain West Conference in total offense (417.1 yards per game) and third in scoring offense (35.0 points per game). TCU's average of 417.1 yards per game was its best mark since 2004 (430.7). TCU totaled at least 410 yards of offense in eight of 12 games.

In 2007, Schultz helped mentor Frog signal caller Andy Dalton to Freshman All-America honors. Dalton set single-season TCU records for pass completions (222) and attempts (371) while placing second in yards (2,459) and fourth in completion percentage (59.8).

Four of the six highest-scoring teams in TCU history came under Schultz's direction. Four of the top-six single-season touchdown totals by TCU came in his last five years. Two of TCU's top-three

games in total offense also were under Schultz. The Frogs had a school-record 782 yards versus Houston in 2003 and a 694-yard effort at San Diego State in 2007 to rank third.

During Schultz's tenure, the TCU running game was consistently ranked among the best in the nation. The 2006 team ranked ninth in rushing (194.6 yards per game) and 17th in total offense (408.5 ypg.). During his time as running backs coach, Schultz made a habit of developing young players at the position.

Prior to Aaron Brown's receiving 2005 Mountain West Conference Freshman of the Year honors as a true freshman, Lonta Hobbs and Robert Merrill became the first two freshmen in TCU history to rush for 1,000 yards. The duo accomplished the feat in back-to-back seasons (Hobbs 2002, Merrill 2003).

Schultz tutored a 1,000-yard rusher five times at TCU - with Basil Mitchell, LaDainian Tomlinson (twice), Hobbs and Merrill each earning that distinction. Prior to Schultz's arrival, TCU had boasted just four 1,000-yard rushers in more than 100 years of college football. Under the direction of Schultz, Tomlinson was a two-time NCAA rushing champ, leading the country with 1,850 yards in 1999 and a school record 2,158 in 2000. He earned All-America honors, was a Heisman Trophy finalist and the winner of the Doak Walker National Running Back Award. With Tomlinson leading the way, the 2000 Frogs ranked fourth in the nation, averaging 275.6 rushing yards per game. Tomlinson parlayed his success into a top-five draft pick and a standout NFL career, which includes 2006 MVP honors.

In 2003, TCU was one of just six schools to average over 200 yards rushing and 200 yards passing per game.

The following year, the Frogs ranked among the nation's top-20 teams in scoring, total offense and passing offense. The 362 points scored tied for the second-highest total in school history, while the 48 touchdowns were just one shy of the school record set in 2005. TCU also recorded three of the top-11 passing games in school history during the 2004 campaign.

Schultz served six seasons under Franchione at New Mexico, the first four as the assistant head coach and secondary coach and the final two as the assistant head coach and running backs coach.

He originally served under Franchione as a defensive secondary and recruiting coordinator at Texas State in 1990-91. The Houston native began his coaching career at his alma mater, Sam Houston


34

THE MIKE SCHULTZ FILE

Wife: Cindy		
Children: Taylor, Kendall, Jordan		
EDUCATION		
College: Sam Houston State, 1979		
COACHING EXPERIENCE		
Years	Schools	Position
1979-80	Sam Houston State	Linebacker/WR/QB
1981	UTEP	Receivers/Tight Ends
1982	Kansas State	Tight Ends
1983-84	Tennessee Tech	Secondary/RB
1985	Texas	Assistant Coach
1986-89	Round Rock Westwood H.S.	Assistant Coach
1990-91	Texas State	Secondary/Recruiting Coord.
1992-95	New Mexico	Asst. Head Coach/Secondary
1996-97	New Mexico	Asst. Head Coach/Running Backs
1998-00	TCU	Running Game Coord./Running Backs
2001-06	TCU	Offensive Coord./Running Backs
2007-08	TCU	Offensive Coord./Quarterbacks
2009	Illinois	Off. Coord./Tight Ends
2010	Middle Tennessee St.	Off. Coord./QB
2011	Texas State	Asst. HC/OC/QB
BOWL GAMES		
Poinsettia Bowl		2008
Texas Bowl		2007
Poinsettia Bowl		2006
EV1.net Houston Bowl		2005
Plains Capital Fort Worth Bowl		2003
AXA Liberty Bowl		2002
Galleryfurniture.com Bowl		2001
GMAC Mobile Alabama Bowl		2000
Mobile Alabama Bowl		1999
Northwest Sun Bowl		1998
Insight.com Bowl		1997

State, in 1979. Schultz then assisted at UTEP and Kansas State. His next stops were with Fred Akers' staff at Texas for one season (1985) and three years at Round Rock (Texas) Westwood High School as an assistant.

Schultz and his wife, Cindy, have three daughters, Taylor, Kendall and Jordan.



JEFF CONWAY

CO-OFFENSIVE COORDINATOR • RUNNING BACKS & TIGHT ENDS COACH
FIRST SEASON AT TEXAS STATE • 29TH SEASON OVERALL • NW MISSOURI STATE

Jeff Conway is in his first season as the co-offensive coordinator, running backs and tight ends coach at Texas State after serving as the assistant head coach and wide receivers coach at Sam Houston State during the past two seasons when the Bearkats posted a combined record of 20-6.

In 2011, Sam Houston State was a Division I FCS Finalist and ended the season ranked No. 2 nationally with a 14-1 overall record. The Bearkats also won the Southland Conference with a 7-0 league record.

One of his receivers at Sam Houston State was 2011 SLC Offensive Player of the Year, Richard Sincere, who caught 25 passes for 449 yards and rushed 120 times for 965 yards and nine touchdowns when lining up behind center in the "Wild Bearkat" formation.

Conway went to Sam Houston State after serving as the associate head coach and wide receivers coach at Central Missouri for six seasons.

During that span, the Mules compiled a 41-24 record, including an 8-3 mark in 2009. Central Missouri also had four seven-win campaigns in 2004, 2005, 2007 and 2008.

He also worked six seasons as a special teams and recruiting coordinator at the University of New Mexico, where he began his tenure coaching tight ends in 1998-99, running backs in 2000-01 and wide receivers from 2002-03. During the 2001 season as running backs coach, New Mexico enjoyed its best season in four years as the Lobos averaged 191 yards per game and produced a NFL Draft selection, Jarrod Baxter.

Conway went to New Mexico from Blinn College, where he was a first-year head coach in 1997 and led the Buccaneers to an 8-3 record and a No. 14 national ranking.

He was named head coach after serving as the offensive coordinator for four seasons when Blinn posted a 47-8-1 record, won 26 consecutive games and won back-to-back national championships in 1995 and 1996.

Conway also served as the offensive coordinator at Missouri Western State in 1991 and 1992 after serving in the same capacity at Houston's Northshore High School in 1990.

He began his coaching career as an assistant at his alma mater, Northwest Missouri State, in the spring of 1984 before moving to Sam Houston State as a wide receivers coach in 1984-85 when the Bearkats finished 8-3 both seasons and won a Gulf Star Conference championship. He also served as a quarterbacks and receivers coach at Lamar from 1986-89.

Conway is a 1981 graduate of Northwest Missouri State where he earned his bachelor's degree in finance and played football as a free safety from 1978 to 1981. He was named an All-Conference selection as a senior. A native of Knoxville, Iowa, Conway and his wife, Jolene, have three daughters, Callie, Patsy and Bobbi.

29

THE JEFF CONWAY FILE

Wife: Jolene
Children: Callie, Patsy and Bobbi
Playing Experience: NW Missouri State (S, 1978-81)

EDUCATION

College: Northwest Missouri State, 1981

COACHING EXPERIENCE


Years	Schools	Position
1984	NW Missouri State	Graduate Assistant
1984-85	Sam Houston State	Wide Receivers
1986-89	Lamar	Quarterbacks/Wide Receivers
1990	Northshore HS	Offensive Coordinator
1991-92	Missouri Western State	Offensive Coord.
1993-96	Blinn College	Offensive Coordinator
1997	Blinn College	Head Coach
1998-99	New Mexico	Tight Ends
2000-01	New Mexico	Running Backs
2002-03	New Mexico	Wide Receivers
2004-09	Central Missouri	Assoc. Head Coach/WR
2010-11	Sam Houston State	Asst. Head Coach/WR
2012	Texas State	Co-Offensive Coord./RB/TE

BOWL GAMES

Bowl	Year
Mineral Water Bowl	1994
Texas Junior College Shrine Bowl	1995
Mineral Water Bowl	1996
Las Vegas Bowl	2002
Las Vegas Bowl	2003



Coaching Staff



DENNIS DARNELL

OFFENSIVE LINE COACH

SECOND SEASON AT TEXAS STATE • 44TH SEASON OVERALL • MISSOURI STATE

Entering his 44th season as a coach, Dennis Darnell is in his second season as the offensive line coach at Texas State.

Last season, one of his linemen, D.J. Hall, was named a Second-Team All-American and selected to play in two all-star games. In addition, two of his linemen, Hall and Jon Vernon, earned All-Independent Team honors.

Darnell came to Texas State in 2011 after serving as the offensive line coach at Blinn College in 2010 under Brad Franchione. Three of his linemen, including Texas State signee Mike Yoder, earned All-Southwest Junior College Football Conference honors. Yoder earned First-Team honors and was an Honorable Mention All-America selection.

Darnell went to Blinn after spending three seasons as the offensive coordinator at Northern Colorado. There, he coached five All-Big Sky Conference players and helped the Bears improve their scoring average by nine points per game and gain an average of 87 yards of total offense between the 2007 and 2008 seasons.

Darnell also was the offensive coordinator at Missouri State for two years, where he coached six All-Missouri Valley Conference players on offense. The Bears also set seven school records while averaging over 350 yards and 27 points per game each season.

Darnell went to Missouri State after serving five seasons as the head coach at East Central University in Ada, Okla. There, he was named the 2001 Lone Star Conference Coach of the Year after leading the Tigers to a 6-4 record, their first winning season in the NCAA Division II ranks. He had an overall record of 21-32 and East Central set 43 team and individual school records during his tenure as head coach.

He also was the offensive coordinator and offensive line coach at New Mexico from 1992-98 under Dennis Franchione and Rocky Long. During his tenure with the Lobos, he led an offensive line that provided blocking for the second and third-ranked scoring offenses in the NCAA Division I ranks, ranked sixth in total offense and set 16 school record. Darnell was named the New Mexico FCA Coach of the Year after the Lobos won the 1997

WAC championship and played Arizona in the Insight.com Bowl game.

He went to New Mexico after serving a one-year stint as the tight ends coach and recruiting coordinator at Utah State. As the head coach at Missouri Western, he had a 19-23-1 record from 1986-90. His best season came in 1989 when he led the Griffons to a 7-4 mark, their first winning season in the NCAA Division II ranks.

Prior to that, Darnell was an assistant coach at Drake for the second time in his career, guiding the Bulldogs' offensive line from 1983-1985. He also was an assistant head coach and offensive coordinator at Drake from 1975-79 when the Bulldogs won games over Big Eight teams Colorado and Iowa State. Darnell coached All-America First-Team tight end Pat Dunsmore and All-Missouri Valley Conference center Dennis McKnight. They went on to enjoy successful careers in the NFL.

In between the two stops at Drake, Darnell was the offensive line coach at Wake Forest in 1980, when he produced All-American First-Team and future NFL offensive linemen Bill Ard, along with an All-ACC lineman and future NFL player Richard Baldinger.

A native of El Dorado Springs, Mo., Darnell graduated from Missouri State in 1969 with a degree in physical education. He was a three-year letterman as an offensive center for the Bears from 1966-68. He then went on to earn his master's degree at Pittsburg (Kan.) State in 1970. After receiving his bachelor's degree in 1969, Darnell began his coaching career as a graduate assistant at Missouri Southern while earning his master's degree at Pittsburg State. Darnell served as an assistant football coach and head wrestling coach at Pratt Junior College. He also coached at Sullivan and Republic High Schools in Missouri and has additional collegiate experience coaching at Wichita State and Southeast Missouri State in his career. While at Southeast Missouri State, he coached future NFL player Ted Banker.

Darnell and his wife, Karen, have one son, Pete.

THE DENNIS DARNELL FILE

Wife: Karen
Children: Pete
Playing Experience: Missouri State, OL, 1966-68

EDUCATION


College: Missouri State, 1969

COACHING EXPERIENCE

Years	Schools	Position
1969	Missouri Southern	Graduate Assistant
1970	Pratt Junior College	Asst. FB/Head Wrestling
1971-72	Sullivan High School	Head Coach
1973	Wichita State	Assistant Coach
1974	Missouri Western State	Assistant Coach
1975-79	Drake	Asst. HC/Offensive Coord.
1980	Wake Forest	Offensive Line
1981-82	SE Missouri State	Asst. HC/Off. Coord.
1983-85	Drake	Offensive Line
1986-90	Missouri Western State	Head Coach
1991	Utah State	Recruiting Coord./Tight Ends
1992-98	New Mexico	Offensive Coord./OL
1999-03	East Central	Head Coach
2004-05	Missouri State	Offensive Coordinator
2006	Republic High School	Head Coach
2007-09	Northern Colorado	Offensive Coordinator
2010	Blinn College	Offensive Line
2011	Texas State	Offensive Line

BOWL GAMES AS COACH

Bowl	Years
Insight.com Bowl	1997
Heart of Texas Bowl	2010



JASON JOHNSON WIDE RECEIVERS COACH
 SECOND SEASON AT TEXAS STATE • EIGHTH SEASON OVERALL • WESTERN KENTUCKY

Jason Johnson is in his second season as the wide receivers coach at Texas State after his receiving corps caught 89 passes for 1,102 yard and 9 touchdowns.

Johnson came to Texas State after serving as the wide receivers coach and recruiting coordinator at Kentucky State in 2010.

While at Kentucky State, Johnson produced one of the top five receivers in the Southern Intercollegiate Conference who was named a Second-Team All-Conference performer.

He went to Kentucky State after serving three seasons on the coaching staff at Sul Ross State. He was the quarterbacks coach in 2009 when he produced an Honorable Mention All-Conference performer after coaching the wide receivers in 2008 and serving as a graduate assistant coach in 2007.

Johnson began his coaching career at Bacone College in Oklahoma as a wide receivers coach in 2002 and a quarterbacks coach in 2003 before playing Arena Football from 2004-07.

He was a quarterback for the Odessa Roughnecks in 2004-05 before playing one season with the Lakeland Thunderbolts in 2006. In 2007, he played

quarterback for the Laredo Lobos in the Arena 2 League.

Johnson also played two seasons at Western Kentucky in 2000 and 2001, where he earned Honorable Mention All-Ohio Valley Conference honors as a quarterback in 2000, when he led Western Kentucky in passing with 1,148 yards and six touchdowns and in total offense with 1,904 yards.

In addition, he helped lead the Hilltoppers to an 11-2 overall record, an OVC championship with a 7-0 league record and the second round of the NCAA Division I FCS playoffs. Johnson also earned OVC Newcomer of the Week on Oct. 15 that season.

He went to Western Kentucky after playing two seasons at Kemper Military Junior College in 1998 and 1999. Johnson was named a NJCAA Honorable Mention All-America in 1999.

Johnson earned an associate of arts degree at Kemper Military Institute in 1999 and a bachelor of science degree in health at Western Kentucky in 2002. He also earned a master's degree in physical education at Sul Ross State in 2009. Johnson and his wife, Jessica, have two children, Saniya and Ellis.

THE JASON JOHNSON FILE

Wife: Jessica		
Children: Saniya and Ellis		
Playing Experience: Arena Football, QB, 2004-07		
Western Kentucky, QB, 2000-01		
Kemper Military JC, QB, 1998-99		
EDUCATION		
College: Western Kentucky, 2002		
COACHING EXPERIENCE		
Years	Schools	Position
2002	Bacone College	Wide Receivers
2008	Sul Ross State	Wide Receivers
2009	Sul Ross State	Quarterbacks
2010	Kentucky State	Wide Receivers/Recruiting Coordinator
2011	Texas State	Wide Receivers

Coaching Staff



CRAIG NAIVAR DEFENSIVE COORDINATOR • SAFETIES COACH
FIFTH SEASON AT TEXAS STATE • 19TH SEASON OVERALL • HARDIN SIMMONS

Craig Naivar is in his fifth season as the defensive coordinator and safeties coach after returning to Texas State in 2011. Naivar also served in the same capacity for the Bobcats from 2004-06 when he built one of the top defenses in the Southland Conference. Naivar returned to Texas State after spending four seasons at Rice from 2007-10.

Last season, his defense produced an Independent Defensive Player of the Year and two All-Independent Team selections. The Bobcats also registered 31 quarterback sacks, nine interceptions and recovered eight fumbles.

Two of his safeties also ranked among Texas State's top three leaders in tackles as Xavier Daniels led the team with 77 stops and Aaron Matthews recorded 60 tackles.

Naivar previously served in the same capacity for the Bobcats from 2004-06 when he built some of the top defenses in the Southland Conference.

During his first three-years at Texas State, Bobcat defenses were noted for their high energy and an aggressive style of play. Texas State's 2005 squad ranked first or second in every defensive statistical category among SLC teams.

Texas State also had 13 defensive players named to the All-Southland Conference teams, including eight on the First-Team during those three seasons.

While at Rice, he served in multiple capacities. During his first three seasons with the Owls, Naivar was the co-defensive coordinator and safeties coach. He produced a Freshman All-America Second-Team selection, a Second-Team All-Conference USA selection and an Honorable Mention All-Conference safety.

In his tenure, he also produced the national leader in solo tackles in 2009, Travis Bradshaw. In addition, he tutored current Dallas Cowboys safety, Andrew Sendejo. In the 2008 campaign, the Owls posted their best record since the 1950's with a 10-3 mark. Rice also won a share of the C-USA West Title and were the Texas Bowl Champions.

In 2010, Naivar was given the responsibility of reviving the Owls' special teams units when he served as the special teams coordinator and defensive line coach.

During that campaign, Naivar produced an AFCA All-America punter and a First Team All-Conference defensive end, who also was selected to play in the East-West Shrine game and was invited to the NFL Combine after the season.

In one season, the Owls' rush defense improved from being ranked 102nd to No. 54 nationally.

The Owls punt team ranked sixth nationally in net punting with a net average of 39.85 yards. The punter, Kyle Martens, set a school record with an average of 45.9 yards per punt. The Owls also boasted the nation's 26th-best punt return unit and had the nation's 10th-best kickoff returner with an average of 29 yards per return.

Naivar originally came to Texas State in 2004 after serving two seasons as the defensive coordinator and two seasons as the special teams coordinator and defensive line coach at Sam Houston State.

In 2001, Sam Houston State won the Southland Conference title and played in the NCAA Division I FCS playoffs. The Bearkats led the league in quarterback sacks, ranked second in turnover ratio and third in total defense.

During his first two seasons at Sam Houston State, he worked with the special teams when the team led the league in kickoff returns, ranked second in punt returns, blocked 12 kicks to set a school record and returned five of their seven blocked punts for touchdowns.

He went to Sam Houston State after serving two seasons as the defensive line coach and special teams coordinator at Southern Illinois and as a defensive graduate assistant coach at TCU under Dennis Franchione in 1998.

He also worked under Franchione at New Mexico in 1996 and 1997, when he coached the defensive line, tight ends and wide receivers.

From 1994 to 1995, Naivar was the special teams coordinator and a defensive assistant at Hardin-Simmons under Texas High School Coaches Association Hall of Honor member Jimmie Keeling.

Naivar earned both a master's degree in sports management and a bachelor of science degree in physical education from Hardin-Simmons, where he was a four-year letterman and team captain as a safety.

The Cowboys also won a conference championship and advanced to the national semifinals during his senior year.

Naivar and his wife Michelle, also a Taylor native, have a daughter, Jordan Ashleigh and a son, Gunner.

THE CRAIG NAIVAR FILE

Wife: Michelle
Children: Jordan Ashleigh and Gunner
Playing Experience: Hardin-Simmons (QB: S, 90-93)

EDUCATION

College: Hardin-Simmons, 1994

COACHING EXPERIENCE

Years	Schools	Position
1994-95	Hardin-Simmons	Special Teams Coord.
1996-97	New Mexico	Graduate Assistant
1998	TCU (spring)	Graduate Assistant
1998-99	Southern Illinois	Special Teams Coord./DL
2000-01	Sam Houston State	Special Teams Coord./DL
2002-03	Sam Houston State	Defensive Coord./Safeties
2004-06	Texas State	Defensive Coord./Safeties
2007-09	Rice	Co-Defensive Coord./Safeties
2010	Rice	Special Teams Coord./Defensive Line
2011	Texas State	Defensive Coord./Safeties

BOWL GAMES

Bowl	Years
Insight.com	1997
Texas Bowl	2008



BRAD FRANCHIONE SPECIAL TEAMS COORDINATOR • LINEBACKERS COACH
SECOND SEASON AT TEXAS STATE • 17TH SEASON OVERALL • NEW MEXICO

Beginning his 17th season in the coaching ranks, Brad Franchione enters his second season as a linebackers coach and special teams coordinator at Texas State.

Last season, Franchione's special teams set a school record for longest field goal made,

Franchione comes to Texas State after serving the past six seasons as the head coach at Blinn College, where he guided his teams to two national championships and three Top-10 NJCAA finishes while compiling a 54-13 career record. He also led the Buccaneers to three Southwest Junior College Football Conference championships and four overall bowl appearances.

The Buccaneers won their first national title and a Southwest Junior College Conference championship during his second season as head coach and defensive coordinator in 2006 when they finished the season with a 12-0 record and boasted the nation's top defensive unit.

Following the season, Franchione was named the SWJFCF Coach of the Year, the American Football Monthly Schutt Sports Coach of the Year and the inaugural Sportex® Football Coach of the Year.

In 2009, Franchione was named the American Community College Football Coaches Association Coach of the Year after leading Blinn to another national title with a 11-1 record. In 2010, Franchione led the team to an 8-3 record and a victory in the Heart of Texas Bowl.

Throughout his tenure at Blinn, Franchione coached four NFL Players. They included Carolina's Cam Newton, who was the top overall player selected in the 2011 NFL Draft, Cincinnati's James Johnson and Bernard Scott, along with Ryan Mouton of the Tennessee Titans. He also coached 19 NJCAA All-Americans and 85 total players who went on to play in NCAA Division I schools.

Three of his players included Terrance Cain, the 2008 NJCAA Offensive Player of the Year; Scott, the 2008 Harlan Hill Trophy winner and Newton, who was named the 2010 Associated Press College

Football Player of the Year and winner of the 2010 Heisman Trophy, Maxwell Trophy, Davey O'Brien Award and Manning Award.

Franchione went to Blinn after serving one season as the defensive line coach at Texas A&M-Commerce. There, he also served as the program's academic, travel and video coordinator.

He also was an associate head coach and defensive coordinator at Bacone College in Muskogee, Okla., in 2003-04, where he helped lead the Warriors to a second place finish in the Central States. He went to Bacone after serving as an linebackers coach, kickoff team coach and recruiting coordinator at Tennessee-Martin in 2002.

Franchione's career as a linebackers coach began at West Alabama in 2001 and 2002 when he served as linebackers coach as well as the punt and kickoff teams coach.

He gained additional coaching experience at East Central University (in Ada, Okla.) and at Fort Scott Community College in Kansas. He served as the defensive line coach and special teams coordinator at East Central from 1999-2001. He also was the team's recruiting and academic coordinator. He helped lead the Tigers to their first winning season in 17 years during the 2000 campaign.

While at Fort Scott, Franchione coached the quarterbacks and punt team, while also serving as the video coordinator in 1998.

Franchione was born in Miller, Mo., graduated from Pittsburg (Kansas) High School, earned his bachelor's degree in physical education at the New Mexico in 1996 and a master of science degree in education at Arkansas State University in 1998. He began his coaching career as a student coach assisting with the secondary at New Mexico from 1992-96, and was a graduate assistant coach with the offense at Arkansas State from 1996-98.

He and his wife, Rebecca, have two sons Wyatt and Gunnar, and a daughter, Isabella.

THE BRAD FRANCHIONE FILE

Wife: Rebecca

Children: Wyatt, Gunnar, and Isabella

EDUCATION

College: New Mexico, 1996

COACHING EXPERIENCE

Years	Schools	Position
1992-96	New Mexico	Student Coach-Secondary
1996-98	Arkansas State	Graduate Assistant-Offense
1998	Fort Scott College	Quarterbacks/Punt Team
1999-00	East Central	Special Teams Coord./Def. Line
2001-02	West Alabama	Linebackers
2002	Tennessee Martin	Linebackers/Recruit. Coord.
2003-04	Bacone College	Asst. Head Coach/Defensive Coord.
2005	Texas A&M-Commerce	Defensive Line
2006-10	Blinn College	Head Coach
2011	Texas State	Special Teams Coord./Linebackers

NATIONAL CHAMPIONSHIPS AS COACH

Title	Years
NJCAA	2006
NJCAA	2009

BOWL GAMES

Bowl	Year
Pilgrim's Pride Bowl	2006
Heart of Texas Bowl	2008
Citizen's Bank Bowl	2009
Heart of Texas Bowl	2010



Coaching Staff



MIKE HUDSON

DEFENSIVE LINE COACH

14TH SEASON AT TEXAS STATE • 23RD SEASON OVERALL • UTSA

Mike Hudson enters his second season as a defensive ends coach and 14th season overall as an assistant coach at the school. Last season, Hudson coached a pair of All-Independent Team players in Michael Ebbitt and Jordan Norfleet.

Ebbitt was selected as the Defensive Player of the Year after recording 11.5 sacks and 15.5 tackles for losses. He also recovered two fumbles and returned one 63 yards for a touchdown. Norfleet added 2.5 sacks and led the team with six quarterback hurries.

Hudson returned to Texas State as an assistant coach for the third time in his career in 2011 after serving on the staff at Montana for the last six seasons.

Hudson begins his 23rd season as a coach.

Hudson coached several positions during his six-year stint at Montana. He spent the 2010 season coaching linebackers after serving as Montana's secondary coach for two seasons.

He also was the football director of operations in 2009, and was Montana's associate head coach while coaching running backs and secondary from 2005-08. During his tenure there, the Grizzlies were FCS Playoff finalists in 2008 and 2009. Montana also won or shared the Big Sky Conference from 2005-09.

Last season, he coached All-Big Sky Conference linebacker Caleb McSurdy after producing a pair of all-conference defensive backs Shann Schilling and Trumaine Johnson in 2009.

Hudson went to Montana from Sam Houston State, where he was the defensive coordinator in 2003 and 2004 after serving one year as a defensive line coach.

While at Sam Houston State, the Bearkats advanced to the semifinals of the 2004 NCAA FCS Playoffs.

Hudson began his collegiate coaching career as a student coach at Texas State in 1987 and also served as a graduate assistant coach, working full time with the defensive line in 1990-91 under Dennis Franchione.

He also was the linebackers coach at Texas State from 1995-2002, and produced Second-Team All-Americans Ypres Thomas in 1995 and Myron Coleman in 2000 and Greg Pitts in 2002. Pitts also was a Third-Team All-American in 2001.

Hudson also served as defensive coordinator during the last two seasons. In addition to his coaching duties, Hudson handled numerous administrative responsibilities that included serving as the liaison for academics and student services, study hall and summer school coordinator and the director of football camps.

In between his first two stints at Texas State, Hudson was an assistant coach at Trinity University in San Antonio for two seasons before rejoining Franchione as the defensive line coach at New Mexico in 1994.

Hudson earned a bachelor's degree in kinesiology at UTSA in 1994. Born in Bryan, Texas and raised in San Antonio, Hudson played collegiate football at Angelo State University in 1983 and 1984. The Rams won a Lone Star Conference championship in 1984.

He and his wife Dyan have two children, Lee and Loryn.

THE MIKE HUDSON FILE

Wife: Dyan		
Children: Lee and Loryn		
Playing Experience: Angelo State, 1983-84		
EDUCATION		
College: UTSA, 1994		
COACHING EXPERIENCE		
Years	Schools	Position
1987-89	Texas State	Student Coach
1990-91	Texas State	Graduate Assistant
1992-93	Trinity	Assistant Coach
1994	New Mexico	Defensive Line
1995-00	Texas State	Linebackers
2001-02	Texas State	Def. Coordinator
2002	Sam Houston State	Defensive Line
2003-04	Sam Houston State	Defensive Coordinator
2005-08	Montana	Running Backs/Secondary
2009	Montana	Director of Operations
2010	Montana	Linebackers
2011	Texas State	Defensive Line
FCS PLAYOFFS		
Year	School	Finish
2004	Sam Houston State	Semifinals
2005	Montana	First Round
2006	Montana	Semifinalist
2007	Montana	First Round
2008	Montana	Finalist
2009	Montana	Finalist



REUBEN VAUGHN DEFENSIVE TACKLES COACH
 THIRD SEASON AT TEXAS STATE • 12TH SEASON OVERALL • TCU

Reuben Vaughn enters his second season as the defensive tackles coach at Texas State and third season overall as an assistant coach for the Bobcats. His unit accumulated three quarterback sacks, knocked down five passes, recovered a fumble and blocked an extra-point kick in 2011.

Vaughn returned to Texas State in 2011 after serving the last three seasons as the defensive tackles and linebackers coach at Southwest High School in Fort Worth.

Vaughn helped lead Southwest to the Class 4A Area finals with an 8-4 overall record and a 7-2 mark in District 6-4A. Southwest also qualified for the Bi-District playoffs in 2008. In addition, he coached two All-District First Team and one Second-Team linebackers in 2010.

He went to Southwest after coaching the offensive line at Texas A&M-Commerce in 2006.

Vaughn also was an assistant offensive line coach and was involved with the scout team for defense and special teams at Texas A&M from 2003-05 under Dennis Franchione. In addition, he assisted with the organization and preparation of game plans, playbooks and scouting reports.

He went to Texas A&M after serving one season as the defensive line coach at Texas State in 2002. He also helped direct the special teams. The Bobcat defense recorded 91 tackles for losses and 16 quarterback sacks that season.

Vaughn began his coaching career as a graduate assistant coach at Texas A&M –Commerce during the 2000 and 2001 seasons in which he coached an All-Conference First-Team defensive end.

Before entering the coaching ranks, Vaughn played at TCU for Pat Sullivan and Franchione from 1996-1999. He was a member of the 1998 Horned Frog team that tied Louisville for the biggest turnaround in the nation with a 7-5 record that included an upset win over USC in the Sun Bowl for the school's first bowl victory since 1957. The next year TCU claimed a share of the WAC championship before beating East Carolina in the Inaugural Mobile Alabama Bowl.

Vaughn graduated from TCU with a bachelor's degree in psychology with a minor in speech communication in 2000 and earned a master's degree in kinesiology from Texas A&M University-Commerce in 2001.


He and his wife, Denise, have a daughter, Morgan Camille.

21

THE REUBEN VAUGHN FILE		
Wife: Denise		
Children: Morgan Camille		
Playing Experience: TCU, 1996-99		
EDUCATION		
College: TCU, 2000		
COACHING EXPERIENCE		
Years	Schools	Position
2000-01	Texas A&M-Commerce	Grad. Asst./DL
2002	Texas State	Defensive Line
2003-05	Texas A&M	Grad. Asst. OL/Special Teams
2006	Texas A&M-Commerce	Offensive Line
2008-10	Southwest HS (Fort Worth)	Def. Tackles/LB
2011	Texas State	Defensive Tackles
BOWL GAMES		
Year	Finish	
Cotton Bowl	2004	
Mobile Bowl	1999	
Sun	1998	



Coaching Staff



JASON WASHINGTON CORNERBACKS COACH
FIFTH SEASON AT TEXAS STATE • 10TH SEASON OVERALL • TEXAS STATE

No stranger to Texas State Athletics, Jason Washington is in his fifth season overall as the cornerbacks coach at Texas State after rejoining the Bobcats' coaching staff in 2011.

Last season, his two cornerbacks, Darryl Morris and Craig Mager combined to intercept two passes and break up 18 others. Morris also ranked second among team leaders in tackles with 62 and recorded three quarterback sacks. He also returned an interceptions 37 yards for a touchdown.

Washington rejoined the Bobcats in 2011 after spending four years in the same capacity at Rice.

Washington coached five All-Conference USA defensive backs and one member of the 2009 C-USA All-Freshman team while at Rice.

Washington went to Rice after serving as the cornerbacks coach at Texas State for three seasons.

During his third season, he produced the Southland Conference leader in interceptions, Walter Musgrove, who was a two-time All-Southland Conference pick, SLC Student-Athlete of the Year, National Football Foundation Scholar Athlete and a FCS ADA Academic All-Star.

He also coached two other All-SLC defensive backs in each of his first two seasons as a coach.

Prior to joining Texas State's coaching staff, Washington was a four-year letterman for the Bob-

cats in football and baseball. He started as a defensive back for the football team and played centerfield for the baseball team before graduating in 2002.

He posted a career-best 66 tackles as a senior in football, and was named to the Southland Conference All-Tournament Team and NCAA All-Regional team in 1999 after helping the Bobcats win the SLC Tournament and play in the NCAA Regional at Baylor as a member of Texas State's baseball team.

He came to Texas State after lettering three years as a quarterback, wide receiver and defensive back at San Antonio's MacArthur High School.

He led the team to the regional quarterfinals with an 11-3 record as a senior while earning All-District, All-City and All-State honors.

The San Antonio area sportswriters named him the Defensive MVP in the area, and he was listed among the Top 100 players in Texas.

Washington earned a bachelor's degree in 2002 and a master's degree in sports administration in 2004 at Texas State. In 2009, he spent a week with the Minnesota Vikings coaching staff as part of the Bill Walsh Minority Coaching Fellowship program that has produced three current NFL head coaches.

He and his wife, Lacey, have a son, Jaxson.

15

THE JASON WASHINGTON FILE

Wife: Lacey		
Children: Jaxson		
Playing Experience: Texas State, 1998-02		
EDUCATION		
College: Texas State, 2002		
COACHING EXPERIENCE		
Years	Schools	Position
2004-06	Texas State	Cornerbacks
2007-10	Rice	Cornerbacks
2011-Present	Texas State	Cornerbacks
BOWL GAMES AS A COACH		
Bowl	Year	
Texas Bowl	2010	



BLAKE CUNDIFF STRENGTH AND CONDITIONING COACH
SECOND SEASON AT TEXAS STATE • NORTH TEXAS

Entering his 19th year in the field of strength and conditioning, Blake Cundiff is in his second season as the strength and conditioning coach for the Texas State football team.

During his career, Cundiff has trained a wide variety of athletes ranging from high school football, baseball and hockey players to NFL, NHL and MLB stars such as Troy Aikman, Emmitt Smith, Daryl Johnston, Michael Irvin and Brett Hull.

He joins the Bobcats' staff after serving as the strength and conditioning coach at the University of Albany from 2008-April 2011, where his specific responsibilities were with the football and basketball teams.

Cundiff went to Albany after serving as the executive sports performance director at Velocity Sports Performance in Missouri City, Texas from Mar. 2007-July 2008.

He also was an associate director of strength and conditioning at Minnesota from 2005-07.

There, he was involved in all aspects of the Golden Gopher football strength program.

Prior to his stint at Minnesota, Cundiff was the director of speed development and the director of sports nutrition for Minnesota's football team. In addition, he coordinated the offseason conditioning program and worked with the training staff to design and implement a rehabilitation program for injured athletes.

Cundiff also served as an assistant strength and conditioning coach for the Dallas Cowboys from 1997-2000. Dallas advanced to the playoffs twice during his tenure.

Before his coaching experience in the NFL, Cundiff spent four years as an assistant strength coach at North Texas from 1993-97, and was the

head strength coach for the Grapevine High School football program for two years.

His experience also includes being the owner and director of Prostar Sports Performance.

He also served as the strength coach for the Emmitt Smith Football Camps in 1994 and 1995 and the director of strength and conditioning for the Dallas Stars Junior Hockey Camp in 1995.

In addition, he was a speed, strength and conditioning consultant for the Dallas Stars.

A native of Texas, Cundiff is a member of the National Strength and Conditioning Association, and earned a bachelor's degree in kinesiology with emphasis in exercise physiology and injury rehabilitation at North Texas in 1995. He also received an associate's degree in business management at Mountain View College.



DAVID GISH HEAD ATHLETICS TRAINER
22ND SEASON AT TEXAS STATE • NORTH TEXAS

In his role as head athletic trainer, David Gish oversees the Texas State athletics training staff which includes two full-time assistants, six graduate assistants and more than 40 athletic training students.

He is in his 22nd year overall at Texas State, and was named head athletics trainer in 1998 after serving as an assistant athletics trainer for eight years.

Gish is a certified member of the National Athletic Trainers' Association and is a licensed athletic trainer in the State of Texas. In 2007, he helped develop and write a high school athletics trainers' sports medicine course for the Texas State Athletic Trainer's Association, and continues to be an instructor for that course.

In 2000 Gish was involved in the development of the Texas State Athletic Trainers' Association and was elected to be the Region Eight representative for that group.

He has served as the NCAA Division I FCS rep-

resentative on the College/University Athletic Training Committee for District Six of NATA. He is also a past-president of the Alamo Area Athletic Trainers Association.

Gish was awarded the 2010 Service Award by the National Athletic Trainers' Association for service to the profession.

During his tenure at Texas State, Gish has worked as a volunteer at the Olympic Training Center in Colorado Springs and was a member of the medical staff at the 1995 U.S. Sports Festival in Denver. He was appointed to the medical staff for the USA Track and Field Team when it participated in the 2004 World Junior Championships in Grosseto, Italy and at the 2007 NACAC Championships in the Dominican Republic.

Gish came to Texas State in January, 1990, from San Marcos High School where he was the Rattlers'

athletics trainer for four years. He also worked as an assistant athletic trainer at Louisiana-Lafayette for two years.

Gish began his athletic training background under Dennis Hart at North Mesquite High School. He earned a bachelor's degree at North Texas in 1984 and completed a master's degree from Texas State in 1990.

Gish and his wife Karen, a 1987 Texas State graduate, have a daughter, Madison and a son, Hayden.



Support Staff



MIKE GROCE DIRECTOR OF OPERATIONS
SECOND SEASON AT TEXAS STATE • SOUTHEASTERN OKLAHOMA STATE

Mike Groce is in his second season as the director of operations and recruiting coordinator for the Texas State football team.


Groce comes to Texas State after serving one season as a volunteer recruiting assistant at Oklahoma State when the Cowboys finished as Co-Big XII South Champions and played in the 2010 Alamo

Bowl, where Oklahoma State defeated Arizona 36-10.

He also was an administrative assistant for five seasons at Texas A&M, where he assisted with the daily operations for the Aggie football team from 2008-09 and was a recruiting assistant from 2005-07.

Groce went to Texas A&M after playing baseball at Southeastern Oklahoma State, where he was a pitcher. As a senior, he posted a 9-3 record with his ninth win coming in the championship game of the Lone Star Conference Tournament.

He earned a bachelor's degree at Southeastern Oklahoma State in 2005.



THAD LIVINGSTON STRENGTH AND CONDITIONING COACH
NINTH SEASON AT TEXAS STATE • CENTRAL METHODIST COLLEGE

Thad Livingston is in his ninth season as a strength and conditioning coach at Texas State, where he works with the football and both men's and women's golf teams.

While working with the football team, Livingston has helped produced two Southland Conference championships in 2005 and 2008.

Livingston joined the Texas State staff after working as an assistant strength and condition

coach with the Arkansas football program. Prior to his tenure at Arkansas, he served as strength and conditioning coach at Louisiana-Monroe and Northwestern State.

A 1995 graduate of Central Methodist College in Fayette, Mo., Livingston was both a football and track and field athlete at the school.

He earned All-Heart of America Conference honors twice in football and served as the team's

captain his senior year. Academically, he was also named to the Dean's List and earned a Presidential Leadership Scholarship.

He is a member of the National Strength and Conditioning Coaches Association and is SCCC and USA weight lifting certified. Livingston is married to the former Marsha Stelly of Delcambre, La.



ZACK LUCAS ASSISTANT EQUIPMENT MANAGER
FIRST SEASON AT TEXAS STATE • OKLAHOMA STATE

Zack Lucas is in his first season as the assistant equipment manager at Texas State after serving as a volunteer student equipment manager at Florida State from August, 2011-January 2012 while attending graduate school in the fall semester.

Lucas went to Florida State after serving as a student manager at Oklahoma State from 2008-July 2011. He was a member of OSU's staff at the 2008 Pacific Life Holiday Bowl, 2009 AT&T Cotton Bowl and the 2010 Valero Alamo Bowl.

Born April 8, 1988 in Austin, Lucas received a bachelor's degree in physical education at Oklahoma State in 2010.



DICK MILLER

**EQUIPMENT MANAGER
 FIFTH SEASON AT TEXAS STATE • FLORIDA STATE**

Dick Miller is in his fifth season as the Texas State football program's equipment manager. Miller came to Texas State from North Texas, where he was the assistant equipment manager for six seasons.

In addition to his duties at North Texas, Miller was the head equipment manager for the Rhein Fire of NFL Europe in 2007 and the assistant equipment

manager for NFL Europe's Berlin Thunder from 2002-06.

While he was with Berlin, the Thunder won a pair of World Bowl championships in 2002 and 2004.

Miller also served as an intern at training camps for the Tampa Bay Buccaneers in 2001 and the San Diego Chargers in 2002.

Miller also served as a student equipment manager at Florida State from 1995-00, and worked with four bowl teams as the Seminoles played in the 1996 Orange Bowl, 1998 and 2000 Sugar Bowls and the 1999 Fiesta Bowl. Florida State also won the 1999 national championship.



ANDREW WATT

**VIDEO COORDINATOR
 SIXTH SEASON AT TEXAS STATE • TEXAS STATE**

Andrew Watt begins his sixth year as the video coordinator at Texas State, where he supervises the filming and editing of all football practices and games, as well as the "cut ups" for the Bobcat football team.

Watt graduated from Texas State in 2004, and served as a student videographer during his senior year.

Before returning to his alma mater in August 2007, Watt worked at Webb Electronics in Carrollton,

Texas from March 2005-July 2007. There, he served as a software quality assurance representative.



LINDA GUTIERREZ

**ADMINISTRATIVE ASSISTANT FOR FOOTBALL
 23RD SEASON AT TEXAS STATE • TEXAS STATE**

This November 1st will mark the 23rd year in which Linda Gutierrez has served as the administrative assistant to Texas State's head football coach. During that tenure, she has worked with seven different Bobcat head coaches — John O'Hara (1989), Dennis Franchione (1990-91), Jim Bob Helduser (1992-96), Bob DeBesse (1997-2002), Manny Matakis (2003), David Bailiff (2004-2006) Brad Wright (2007-2010) and Franchione again (2011-present).

Prior to joining the Texas State staff, Gutierrez was employed by San Marcos CISD as an administrative assistant for Dr. LaRue Miller and Pat Curtin at Crockett Elementary School.

She also was an active member of several community organizations while her children, Dawn and Russell, attended San Marcos CISD schools. She served as treasurer and president of the San Marcos High School Girls Booster Club; vice presi-

dent and president of Crockett Elementary PTO; secretary and vice president of the San Marcos High School Baseball Booster Club and gave an unlimited number of volunteer hours for Greater San Marcos Little League.

A native of San Marcos, Gutierrez graduated from San Marcos High School and attended Texas State.



Support Staff



KYLE TATUM

**GRADUATE ASSISTANT- OFFENSE
SECOND SEASON AT TEXAS STATE • ALABAMA**

Kyle Tatum begins his first season as the offensive graduate assistant coach at Texas State after serving the past year as a defensive graduate assistant for the Bobcats.

Tatum came to Texas State after serving as a member of the strength and conditioning coaching staff at UAB in 2010.

Tatum went to UAB after spending two seasons as the offensive line coach at Prattville High School


in Alabama. He helped Prattville win a state championship in 2008.

He also was invited to training camp as an offensive tackle with the Calgary Stampeders in 2008 and Baltimore Ravens in 2007.

Tatum also played football at the University of Alabama from 2002-06. He earned All-Southeastern Conference honors in 2006 and was a member of the Academic All-SEC team in 2003, 2004 and 2005.

In addition, he served as the team leader for the Fellowship of Christian Athletes.

He earned a bachelor's degree in business administration at Alabama in 2006.



DUSTIN PORTERFIELD

**GRADUATE ASSISTANT- DEFENSE
SECOND SEASON AT TEXAS STATE • TEXAS STATE**

Dustin Porterfield is in his first year as the defensive graduate assistant coach in 2012 after serving as a student assistant on the staff last year.

Porterfield graduated from Texas State in 2010 with a bachelor's degree in journalism. He was a member of the University's student newspaper, The University Star, and was awarded second place honors by the Texas Intercollegiate Press Association for his sports feature, "Serious Sport" in 2010.

Prior to coming to Texas State, Porterfield was a member of North Shore High School's state championship team that finished the 2003 season with a 15-0 record.

He also was named the Scout Team Player of the Year in 2006.

In addition to his duties with the football team, Porterfield was a chef at Center Point Station restaurant.

Born June 21, 1988 in Houston, Porterfield is the son of Northshore head coach David Aymond. He is completing his certification to teach English at Texas State. He also serves as a volunteer at a local homeless shelter and at retirement homes.

EDDIE VEYRAN

**OFFENSIVE GRADUATE ASSISTANT
SECOND SEASON AT TEXAS STATE • EMBRY RIDDLE AERONAUTICAL UNIVERSITY**

Eddie Veyran is in his first season as an offensive graduate assistant at Texas State after serving as a student assistant for Football Operations staff in 2011.

Veyran enrolled at Texas State in 2010 after serving six years in the United States Navy. His career in the navy began in 2004 as Aviation Water Survival instructor at the Naval Survival Training Institute in Pensacola, Fla.

There, he trained all Naval Aviators, Flight Officers and Air Crewmen in every branch. There he was selected Blue Jacket of the Quarter in 2006 and 2007.

In 2008, Veyran was the leading petty officer for aviation life support systems onboard the USS Bonhomme Richard in San Diego, Calif. He also was the Sailor of the Quarter in Dec. 2009 while aboard the ship.

Following his career in the Navy, Veyran served as an assistant coach for the San Antonio Elite basketball team from June 2010- August 2011.

Born in Anchorage, Alaska, Veyran graduated from Reagan High School in San Antonio. He earned a bachelor's degree in professional aeronautics. He is pursuing a master of education degree in physical education at Texas State.

The Texas State University System

The Texas State University System has a long and illustrious history in Texas. In fact, it is the oldest and third largest higher education system in the Lone Star State.

Beginning as an administrative means to consolidate the support and management of state teacher colleges, the System has evolved into a network of higher education institutions stretching from the Texas-Louisiana border to the Big Bend region of far West Texas.

Today, eight System components offer a broad range of academic and career pathways. Throughout the System are professionals committed to preparing students for working and contributing to an increasingly global society.

The academic and professional programs offered help students learn to make sound decisions in life and to become contributors in their communities. Each university, college and institute within The Texas State University System is unique.

Three of the member institutions are members of the Southland Conference. They are Texas State University-San Marcos, Sam Houston State University and Lamar University.

The other five member institutions of the System are: Lamar Institute of Technology, Lamar State College-Orange, Lamar State College-Port Arthur, Sul Ross State University and Sul Ross State University Rio Grande College.

The Texas State University System is governed by a nine member Board of Regents appointed by the Governor. In addition, a nonvoting student regent is appointed annually to the Board. The administration, which is headed by a board-appointed Chancellor, is based in Austin where it provides support to the System components and state government.

The Board of Regents are: Charles Amato (Chairman), Donna N. Williams (Vice-Chair), Dr. Jaime R. Garza, Kevin J. Lilly, Ron Mitchell, David Montagne, Trisha Pollard, Rossanna Salazar and William F. Scott. Andrew Greenberg, a student at Lamar, serves as the Student Regent.



BRIAN MCCALL
CHANCELLOR

Brian McCall, Ph.D., is chancellor of The Texas State University System, the oldest and third-largest university system in Texas, comprising eight institutions with more than 76,000 students and 15,000 faculty and staff.

Dr. McCall previously served in the Texas House of Representatives, first elected in 1991 to represent the areas of North Dallas, Frisco, Allen, and Plano. As a representative, he served as chairman of the House Calendars Committee and as a member of the Higher Education Committee. Texas Monthly named McCall one of the "10 Best" legislators of the 2009 session.

McCall wrote and passed one of the largest tax-cut bills in the history of Texas and during his last session secured \$5 million in funding for The University of Texas at Dallas' Center for Values and Medicine. Other legislative accomplishments include authoring and passing key bills in the areas of health care, biotechnology, high technology, identity theft, and tax and budget policy.


McCall was President of Westminster Capital Corporation, an investment firm focused on acquisitions primarily in software and technology. He also serves on the board of View Point Bank and, along with his brother, David, operates Snow Hill Farm north of Dallas.

McCall holds a bachelor's degree from Baylor University, a master's degree from Southern Methodist University, spent a year as a visiting post-graduate student at Oxford University, and earned a doctor of philosophy degree from University of Texas at Dallas.

A long-time civic and community volunteer, McCall was founder and chairman of the board of The Empowerment Project, a non-profit organization which has sent more than \$10 million worth of math and science books to disadvantaged schools in the Republic of South Africa, and helped construct a library in Vietnam through the Libraries of Love organization. The Empowerment Project also raised more than \$350,000 to provide direct support for the medical needs of children in north Texas.

BOARD OF REGENTS

THE TEXAS STATE UNIVERSITY SYSTEM



CHARLES AMATO
Chairman
San Antonio




DONNA N. WILLIAMS
Vice-Chair
Arlington



JAIME GARZA
San Antonio



KEVIN J. LILLY
Houston



RON MITCHELL
Horseshoe Bay




DAVID MONTAGNE
Beaumont



TRISHA POLLARD
Bellaire



ROSSANNA SALAZAR
Austin



WILLIAM F. SCOTT
Nederland



ANDREW GREENBERG
Student Regent



University Administration



DR. DENISE M. TRAUTH PRESIDENT

Since Denise M. Trauth was named the ninth president at Texas State University in June 2002, the university has achieved many milestones, including:


- Recognition of Texas State as an Emerging Research University.
- Transition of Texas State's athletics program into the ranks of Division I FBS football.
- Increased diversity in the student body. Thirty-eight percent of Texas State students are now ethnic minorities, and the university became a Hispanic Serving Institution in fall 2010.
- Record enrollment every fall (34,087 for Fall 2011), making Texas State one of the 40 largest public universities in the U.S.
- The largest private gift in university history, \$20 million from Emmett and Miriam McCoy of San Marcos to support the college of business administration that now bears the couple's names.
- Major gifts from Jerry D. and Linda Gregg Fields of Houston totaling nearly \$12 million, including more than \$8 million to athletics, which honored them with their name on the West Side Complex of Bobcat Stadium.
- A new university mission statement, new shared values, new university goals, two University Plans to guide academic development through 2017, and a Campus Master Plan for development of facilities through the year 2015.
- The PACE Center, an innovative Personalized Academic and Career Exploration Center designed to help freshmen learn to clarify their career goals and establish a specific educational plan to achieve those goals.
- A gift of 101 acres of prime land from the Avery Family for the University's Round Rock campus. The first building, the Avery Building, opened in 2005, and the second, the Nursing Building, opened in 2010.
- A new nursing program, launched by a \$6 million gift from the St. David's Foundation, begun in 2010, with nearly 200 junior- and senior-level nursing students enrolled this fall.
- The Pride in Action campaign that has already raised over 97 percent of its \$110 million goal.
- The Ingram School of Engineering made possible through \$9 million in gifts from Bruce and Gloria Ingram of New Braunfels, including \$4 million for scholarships.
- Construction of the Performing Arts Center begun with an \$8 million gift from Patti Harrison of Wimberley.
- Expansion of The Wittliff Collections, including a permanent exhibition room for the Lonesome Dove Collection and the acquisition of the Cormac McCarthy Papers.
- New campus facilities including Bobcat Stadium's End Zone Complex, Jerry D. and Linda Gregg Fields West Side Complex and North Side Complex, the Undergraduate Academic Center, the North Campus Housing Complex, STAR Park (a technology accelerator for start-up and early-stage businesses), Bobcat Baseball/Softball Stadium Improvements, Bobcat Track and Field Stadium, the Student Recreation Center expansion, Concho Green, improvements to the North LBJ bus loop, San Marcos and San Jacinto residence halls, Bobcat

Village, the Student Health Center, the Mitte Complex, expansion of Strahan Coliseum, McCoy Hall and its parking garage, the Speck Street and Matthews Street parking garages, the Family and Consumer Sciences Building Expansion, and the Nursing Building in Round Rock. Construction is currently in progress on the Housing and Residential Life Office Building and the Performing Arts Complex.

- An increase in the number of full-time faculty from 694 to over 1,125.
- Expanded curriculum adding seven doctoral programs including Ph.D. programs in aquatic resources, physical therapy, mathematics education, criminal justice, developmental education, and materials science, engineering and commercialization and an Ed.D. program in developmental education.
- An increase in annual research expenditures from \$9 million to over \$33 million.
- Initiation of the Common Experience, an annual campus-wide focus for classroom discussion, performing arts, exhibitions, invited speakers, and community involvement. This year's theme is "A Global Odyssey: Exploring Our Connections to the Changing World."

In addition to her on-campus responsibilities, President Trauth is a member and former president of the Austin Area Research Organization, a former member of the Austin Chamber of Commerce Executive Committee and Board, serves on the Board of Trustees of the Southwest Research Institute and is a member of the Philosophical Society of Texas. She also serves on the executive council of the Greater San Marcos Partnership and the boards of the United Way Capital Area Community, KLRU and E3 Alliance. She is a former member of the Board of Trustees of the Southern Association of Colleges and Schools Commission on Colleges and past chairman of the Texas Council of Public University Presidents and Chancellors and of the Texas International Education Consortium. She served on the American Council on Education's Commission on Women in Higher Education and serves as the presidential sponsor of that organization's Texas Network for Women in Higher Education. She received the Austin Business Journal's Special Achievement Award and the Girl Scouts' Women of Distinction Award in 2011, and was the "Respect" Award Recipient for the First Tee Greater Austin 9 Core Values Awards 2012.

Dr. Trauth came to Texas State from the University of North Carolina at Charlotte, where she served as provost. She has also held academic and administrative positions at Bowling Green State University and the University of Tulsa. She is married to Dr. John Huffman, professor emeritus at Bowling Green and UNC Charlotte. They have two daughters and four grandchildren.



Drs. Linda Gregg Fields and Jerry D. Fields received honorary doctoral degrees during the May 10, 2012, commencement ceremony.



DR. LARRY TEIS DIRECTOR OF ATHLETICS

As Athletic Director since 2004, Dr. Larry Teis leads Texas State into a new era when the Bobcats join the NCAA Division I FBS Subdivision and Western Athletic Conference in 2012 before moving to the Sun Belt Conference in 2013.

Teis has led Texas State to unprecedented growth and success. Under his leadership, Texas State won three Southland Conference Commissioner's Cups, six of the last eight SLC Women's All-Sports Trophies, along with 20 Southland Conference championships and 12 SLC Tournament titles. This past year, Texas State had six teams competing in NCAA Championships as the department celebrated arguably one of its best competitive seasons ever.

In addition, more than 200 student-athletes have graduated and 598 attained a grade point average of 3.0 or higher during the last three years. Texas State's fund-raising efforts have generated record-setting donations in the past five years and new facilities and renovation projects have totaled nearly \$90 million.

Facility improvements have included new Bobcat baseball and softball stadiums and renovations at Bobcat Football Stadium. These include the addition of the Jerry D. and Linda Gregg Fields West Side Complex containing 15 suites and 450 club seats above the press box in 2009, the installation of a new FieldTurf Duraspine Pro playing surface on Jim Wacker Field in 2010 and the addition of new scoreboards and video boards in 2011. A new North Side Complex which increases the stadium seating capacity to 30,000 will open for the 2012 season.

Texas State also opened a new Athletic Academic Center in 2011 and competed in a new track and field stadium in 2011-12. These improvements come after new locker rooms were built at the Bobcat Tennis Complex and soccer field. In addition, new video boards were installed in each of the volleyball, men's and women's basketball, and baseball/softball facilities in 2007-08.

In 2011-12, Texas State Athletics received two \$1 million gifts from Jerry D. and Linda Gregg Fields to support the addition of a Strutters Gallery in the North End Zone Complex and help support the costs of joining the FBS Conferences. In 2009-10, the Fields family donated a record-setting \$6 million to Athletics after they had given \$100,000 to help fund Texas State's football season ticket drive in 2008. The first \$1 million gift to the department came from Darren B. Casey in 2008. Those donations combined with record-setting corporate sponsorships, suite and club seat sales and the student government approving an athletic fee helped Texas State become a NCAA Division I FBS Institution.

After capturing back-to-back Commissioner's Cups during his first two years as athletic director, Texas State won its third Commissioner's Cup under his direction in 2008-09 when the Bobcats won five Southland Conference championships and became the first SLC school to win football, women's soccer and volleyball championships in the same year. The Bobcats also became the first SLC institution since 1991 to win both the baseball and softball championships in the same season. Additionally, Texas State won a pair of SLC Tournament Championships and had four teams and two individuals participate in the 2008-09 NCAA Tournaments. Texas State's overall success off the field that year included: a record number of 74 Bobcat student-athletes earning their bachelor's degrees for a school-record 78 percent graduation rate, 104 student-athletes being named to the SLC Commissioner's Academic Honor Roll, with more than 100 student-athletes, Strutters, cheerleaders and student trainers maintaining a GPA average of 3.5 and above.

In 2009-10, Texas State won Southland Conference championships in soccer, baseball, softball and women's golf. The women's volleyball team won the SLC Tournament to earn a NCAA Tournament berth for the sixth time and the women's golf team played in the NCAA Tournament for the second time in three years. That year, 52 Bobcat student-athletes earned their bachelor's degrees, 166 student-athletes were named to the SLC

Commissioner's Fall and Spring Honor Rolls, with more than 100 student-athletes, Strutters, cheerleaders, student trainers and managers maintaining a grade point average of 3.5 and above.

In 2010-11, the Bobcats won the Southland Conference baseball championship along with the SLC Tournament titles in baseball and softball to qualify for the NCAA Regional Tournaments. In track and field, Logan Cunningham earned All-American honors at the NCAA Outdoor Track and Field Championships. Texas State also led Southland Conference schools with 102 Bobcats being named to the SLC Commissioner's 2011 Spring Honor Roll after 60 Bobcats were named to the Fall Honor Roll. In addition, 47 student-athletes received their bachelor's degrees, and baseball's Tyler Sibley was named a Capital One CoSIDA Second-Team Academic All-American. In addition, the NCAA Division I Committee on Athletics Certification announced that Texas State Athletics was certified as operating its athletics program in "substantial conformity with operating principles adopted by the Division I membership."

In 2011-12, the Bobcats won their 10th SLC Women's All-Sports Trophy in the last 12 years, had four of the school's all-time top 10 crowds at home football games and generated all-time highs in revenues. Texas State won the league's volleyball and softball championships, while the volleyball, soccer and softball teams won SLC tournaments. Texas State had 122 student-athletes listed on the 2011-12 Southland Conference Commissioner's Honor Roll. There also were 105 Bobcats maintain a 3.5 GPA or higher, including, 31 "Cream of the Crop" award winners after having a 4.0 semester.

Citing his leadership skills, experience and values as elements that made him the right fit for the position, Texas State President Denise M. Trauth named Teis the Bobcats' eighth director of athletics in March 2004. A member of Texas State's athletic administration since January 1999, he resides on the President's Council and reports directly to President Trauth.

Teis was honored as the 2005-06 General Sports TURF Systems AD of the Year Division I-AA West Region Winner, presented by the National Association of Collegiate Directors of Athletics. In 2007, he was honored by the All-American Football Foundation with the General Robert R. Neyland Outstanding Athletic Director Award.

In his previous role as associate athletic director for external affairs, he had oversight of several key areas, including game management, marketing, promotions, facilities and ticket sales. Teis was also responsible for the administration of men and women's golf, baseball and volleyball teams as well as the Strutters. From 1998-2002, he oversaw the Bobcat Athletic Foundation.

A native of Fort Worth, Teis came to Texas State after spending four years as the director of athletic marketing at TCU, where he developed the marketing plan for all sports that included facility signage, season ticket campaigns, game day operations and corporate sponsorships. Prior to his tenure at TCU, Teis was the assistant director of New Mexico's Lobo Club for three years.

Teis has served on several key Southland Conference committees and has been an active member of the local community, including serving on the board of directors and as a past chair of the San Marcos Convention and Visitors Bureau.

He holds a bachelor's degree in marketing from TCU, a master's in sports administration from St. Thomas University of Miami, Fla., and a doctorate in health, physical education and recreation with an emphasis in sports administration from the University of New Mexico.

Teis resides in San Marcos with his wife, Jana, and two daughters, Taylor, a sophomore at Texas State, and Shelby, a sophomore at San Marcos Academy.



Season In Review

With a new head coach confidently leading the way, the Texas State football program spent the 2011 season under construction on and off the field as the Bobcats began their two-year transition to the NCAA Division I Football Bowl Subdivision. As part of their move, the Bobcats played the 2011 season as a football independent before joining the Western Athletic Conference in July 2012.

Off the field, Texas State began construction on a new North End Zone Complex that will increase Bobcat Stadium's seating capacity from 16,000 to 30,000. In addition, new video boards and a new scoreboard were added to the south end of the stadium.

On the field, Dennis Franchione returned as head coach after breathing life into programs at New Mexico, TCU and Alabama. He also led Texas A&M to a nine-win season and three bowl games. Franchione returned to Texas State in 2011 after guiding the Bobcats to a combined 13-9 record in 1990-91. Last season, he led the Bobcats to a 6-6 overall record that included a 4-2 mark in home games.

2011 BOBCAT HEADLINES

- Not only did Dennis Franchione return as head coach at Texas State, five members of his current coaching staff previously coached the Bobcats. Assistant head coach, co-offensive coordinator and quarterbacks coach Mike Schultz was a secondary coach and recruiting coordinator at Texas State in 1990-91. Defensive coordinator and safeties coach Craig Naivar served in the same capacity from 2004-06, while defensive line coach Mike Hudson was a student and graduate assistant coach at Texas State from 1987-89, linebackers coach from 1995-00 and defensive coordinator in 2001-02. Defensive tackles coach Reuben Vaughn was a defensive line coach in 2002. Cornerbacks coach Jason Washington also served in the same capacity from 2004-06.
- Dennis Franchione and his son, Brad, who serves as Texas State's special teams coordinator and linebackers coach, have the distinction of having recruited and coached the top two selections in the 2011 NFL Draft. Franchione coached Von Miller at Texas A&M while his son, Brad, coached Cam Newton for one season at Blinn College in 2009 before Newton went on to lead Auburn to the 2010 BCS national championship.
- Senior offensive guard D.J. Hall was named a FCS All-America Second-Team selection by *The Sports Network* and a FCS All-America Third Team performer by Phil Steele.com. Hall also earned preseason FCS All-America First-Team honors by *College Sporting News*, *The Sports Network*, *Lindy's* and the FCS Senior Bowl.
- Senior defensive end Michael Ebbitt was named the NCAA Division I Football Championship Subdivision Independent Defensive Player of the Year by *College Sports Madness*. Ebbitt headlined a group

of seven Bobcats who earned All-Independent First Team honors as well. The other players included defensive end Jordan Norfleet, Xavier Daniels and punter Ben Follis on the defensive team. The offensive players were wide receiver Isaiah Battle, running back Terrence Franks and offensive linemen D.J. Hall and Jon Vernon.

- Michael Ebbitt recorded the fourth longest fumble return by a Bobcat in school history when he returned a fumble 63 yards for a touchdown at Central Arkansas. C.J. Carroll set a school record with an 85-yard return in 1999. Brandon Dickinson had a 78-yard return in 2002 and Larry Hayden had a 72-yard return in 2003.
- Isaiah Battle recorded the second longest kickoff return by a Bobcat in school history with his 93-yard return for a touchdown against Prairie View A&M. The school record is held by Joe Farris, who had a 103-yard return against Stephen F. Austin in 1950.
- Michael Gilmore returned a kickoff 81 yards at Central Arkansas to set up Texas State's first touchdown. Gilmore's return marked the fourth straight game in which the Bobcats recorded a play of 75 yards or longer. Isaiah Battle returned a kickoff 93 yards for a touchdown against Prairie View A&M. Terrence Franks had an 82-yard touchdown run against Northwestern State and Darius Bolden recorded a 75-yard reception against Southeastern Louisiana.
- Defensive end Michael Ebbitt recorded 15.5 tackles for loss and 11.5 sacks to lead the Bobcats in both categories. He ended the season with 35 total tackles, forced a fumble and recovered two fumbles. In addition, Ebbitt broke up two passes and had two quarterback hurries in 2011. Ebbitt's best single game total for sacks was four against Nicholls. He also had three sacks against Lamar.
- Daniels led the Bobcats in tackles with 77 and interceptions with three. He also broke up five other passes and had 1.5 tackles for loss of five yards.
- Norfleet registered 32 total tackles and 5.5 tackles for loss of 31 yards. He also had 2.5 sacks for minus 23 yards, six quarterback hurries, one pass breakup and a forced fumble.
- Follis averaged 41.3 yards on 53 punts after recording eight kicks over 50 yards. He had 13 punts land inside the 20 and forced opponents to fair catch 22 of his punts. His longest punt in 2011 was a 71-yard kick at Wyoming. He had 68-yard and 55-yard punts at Texas Tech, and a 53-yard punt against Tarleton State.
- D.J. Hall, Steven Kenney, Prestin Brown, Brian Lily and Darryl Morris were named preseason FCS All-Independent team by *Phil Steele*.

TEXAS STATE AGAINST RANKED TEAMS

Texas State posted a 2-2 record against nationally-ranked FCS teams after ending the season with a loss against then No. 2-ranked Sam Houston State and a 23-22 setback at No. 19 Central Arkansas. The Bobcats also posted a 21-14 victory at No. 15-ranked McNeese State on Oct. 8 and won a 35-26 victory at No. 19-ranked Stephen F. Austin on Sept. 24.

TEXAS STATE IN HOME GAMES

Texas State finished the 2011 season with a 4-2 record in home games. The four wins came against Tarleton State, Nicholls, Lamar and Prairie View A&M. The two losses were against Northwestern State and No. 2 FCS-ranked Sam Houston State.

The four wins equaled Texas State's most victories in home games since 2005. The Bobcats also won four home games in 2009.

The Bobcats ended the 2011 campaign with an all-time record of 107-75 at Bobcat Stadium. The Bobcats won all seven of their games in 1982 and posted a 9-1 record in 2005 when they advanced to the NCAA Division I FCS Semifinals for the first time in school history.

OPENING ON THE ROAD

The 2011 campaign marked the first time since 1988 that Texas State has opened a season with two straight road games. Texas State began the year with FBS games at Texas Tech on Sept. 3 and at Wyoming on Sept. 10. In 1988, the Bobcats opened the season with road games Texas A&M-Kingsville and Lamar.

TEXAS STATE IN ROAD GAMES

Texas State ended the 2011 season with a 2-4 record in road games in 2011 after suffering a 23-22 loss at No. 19 Central Arkansas. The Bobcats also fell 38-28 at Southeastern Louisiana on Oct. 22 after defeating No. 15-ranked McNeese State 21-14 in Lake Charles, La. and defeated No. 19-ranked Stephen F. Austin after dropping its first two road games at Texas Tech and Wyoming. The win at SFA snapped a four-game losing streak dating back to last season. Texas State also ended the 2010 season with losses at McNeese State and at Sam Houston.

TEXAS STATE SETS NEW ATTENDANCE MARKS

The Texas State football team opened its 2011 season playing in front of the largest crowd to see a Bobcat football game when 51,792 watched the Bobcats play at Texas Tech on Sept. 3.

The attendance records continued to fall at home when Texas State played three straight regular season games with crowds over 15,000 in its first three home games. The Bobcats played in front of 15,800 fans against Tarleton State on Sept. 17.

It was the third-largest crowd in school history and the largest crowd to watch a season-opening game at Bobcat Stadium. It also was the largest attendance figure since Nov. 6, 1982 when 16,200 fans watched the Bobcats play against Angelo State.

Then in its second home game, Texas State had a crowd of 15,502 watching the Nicholls game in its second home game on Oct. 1. The Bobcats also had an attendance of 15,028 against Lamar on Oct. 15. Below is a list of the top 10 home crowds at Bobcat Stadium.

TOP 10 LARGEST SINGLE GAME ATTENDANCES AT BOBCAT STADIUM

Att.	Opponent	Date
16,600	vs. Texas A&M-Kingsville	Nov. 21, 1981
16,200	vs Angelo State	Nov. 6, 1982
15,800	vs. Tarleton State	Sept. 17, 2011
15,712	vs. Northern Iowa	Dec. 9, 2005
15,613	vs Sam Houston State	Nov. 19, 2011
15,502	vs Nicholls	Oct. 1, 2011
15,411	vs. Cal Poly	Dec. 2, 2005
15,388	vs. Tarleton State	Sept. 2, 2006
15,288	vs Sam Houston State	Nov. 19, 2005
15,028	vs Lamar	Oct. 15, 2011

PRESSURE DEFENSE

Texas State has recorded 31 sacks and 36 quarterback hurries in the last 10 games of the season.

The Bobcats had a season-best seven sacks against both Lamar and Nicholls. Texas State also had three sacks against Prairie View A&M after the Bobcats registered two sacks against Sam Houston State, Central Arkansas, Northwestern State and McNeese State. Texas State tallied one sack and had five quarterback hurries at Southeastern Louisiana.

The seven sacks against Lamar and Nicholls were the most in a single game by a Bobcat team since Texas State recorded seven against Angelo State on Sept. 2, 2004. The 2011 season marked the first time in school history that Texas State recorded seven sacks in two games during the same year.

Texas State also recorded 10 QB hurries versus Nicholls, six quarterback hurries versus Prairie View A&M, five quarterback hurries against Sam Houston State, Northwestern State, and three quarterback hurries against Lamar.

COLLEGE FOOTBALL PERFORMANCE AWARDS HONORS EBBITT

Texas State senior defensive end Michael Ebbitt was named the FCS Independent Defensive Lineman of the Week by the College Football Performance Awards on Nov. 15. Ebbitt had three tackles, one sack and two tackles for loss at Central Arkansas. He also recovered a fumble and returned it 63 yards for a touchdown.

It was the third time that Ebbitt has earned the award. Ebbitt also was name the FCS Independent Lineman of the Week on Oct. 17 after recording three sacks and four tackles for loss against Lamar. He also had a career-best four sacks and three additional tackles for loss against Nicholls two weeks later to earn the award.

The goal of the College Football Performance Awards is to provide the most scientifically rigorous

honors in college football. Recipients are selected exclusively based upon objective scientific rankings of the extent to which individual players increase the overall effectiveness of their teams.

EBBITT IN THE SACKS COLUMN

Senior defensive end Michael Ebbitt recorded 11.5 sacks in 2011 and ended his career with the fourth-highest single season total in Texas State history. In the last six games after logging one sack against Central Arkansas and Prairie View A&M. Ebbitt registered a career-best of four sacks against Nicholls, three sacks versus Lamar and two sacks at McNeese State. He also had a sack against Central Arkansas and Prairie View A&M. In addition, Ebbitt assisted on a sack against Northwestern State.

His four sacks against Nicholls made him the first Bobcat to record four sacks in a game since Greg Pitts tallied 4.5 sacks against Portland State on Oct. 6, 2001.

Ebbitt transferred to Texas State and was ruled immediately eligible by the NCAA after graduating from Texas A&M, where he completed his graduation requirements by passing 23 hours last summer. Ebbitt was recruited to Texas A&M by Dennis Franchione.

IMMEDIATE IMPACT

Joplo Bartu emerged as one of Texas State's top linebackers as a junior in 2011. Bartu started 10 games for the Bobcats and ranked among the top six team leaders in tackles with 51 despite sitting out two games. He had a season-best nine tackles against Nicholls and made eight stops at Stephen F. Austin. He also had six tackles at McNeese State and five tackles versus Sam Houston State.

Bartu forced a fumble at Central Arkansas that Michael Ebbitt recovered and returned for a touchdown and he also recovered a fumble versus the Bears.

Bartu ended the season with four sacks for minus 25 yards. His four sacks ranked second on the team behind Michael Ebbitt.

MORRIS PICKS UP WHERE HE LEFT OFF

Darryl Morris ranked second among team leaders with 62 tackles in 2011. Morris recorded a career-best of 10 tackles at Central Arkansas.

That was the fifth game in which he has led the Bobcats in tackles. Morris tied for the team lead with seven tackles against Northwestern State. He also led Texas State with a previous season-best of nine tackles at Stephen F. Austin and had six tackles at Texas Tech.

Morris earned All-Southland Conference Second Team honors after recording 60 tackles in 2010.

MORRIS RECORDS A SAFETY AND TOUCHDOWN

Darryl Morris had the distinction of recording a safety and returning an interception for a touchdown in the same season.

Morris sacked Lamar quarterback Jeremy Johnson for a 12-yard loss in the end zone for a

safety on Oct. 15. The safety was the first recorded by Texas State since 2005.

He also became the first Texas State player since 2008 to return an interception for a touchdown when he intercepted a pass and ran it back 37 yards for a TD against Nicholls. That was the first interception returned for a touchdown since Joe Bell returned an interception for a touchdown at Northern Colorado in 2008.

MORRIS IN THE SACKS COLUMN

Darryl Morris recorded his third sack of the season and ranked third among Texas State's sacks leaders. Morris had one sack against Prairie View A&M after he recorded two sacks against Lamar.

WARD IN TACKLES COLUMN

Texas State defensive line Jonathan Ward recorded a career-best eight tackles with seven solo stops against Prairie View A&M. Ward ended the 2011 season with 14 tackles in 2011 after recording 10 stops in the last four games. He also had two tackles against Northwestern State.

DANIELS LEADS TEXAS STATE IN TACKLES AND INTERCEPTIONS

Texas State safety Xavier Daniels led Texas State in tackles and interceptions during the 2011 campaign. He recorded 77 total tackles including a team-best 51 solo stops. Daniels recorded a season-best 11 tackles at Wyoming and had 10 stops against Prairie View A&M. Daniels also registered eight tackles at McNeese State and Southeastern Louisiana, and had seven stops against Tarleton State.

Daniels led the Bobcats with three interceptions after returning an interception four yards at Central Arkansas. He also had an interception and returned it 10 yards at McNeese State. He intercepted his first pass of the season at Wyoming.



Season In Review



Texas State held a 10-9 halftime lead at Texas Tech, but the Red Raiders took advantage of some costly turnovers by the Bobcats in the second half and closed out the game with a 50-10 win at Jones AT&T Stadium.

Playing in front of the largest crowd in school history, Texas State scored the first points in the game when freshman Will Johnson kicked a 40-yard field goal with 6:30 left to play in the first quarter.

On Texas Tech's next possession, Darryl Morris forced and recovered a fumble on Texas Tech's 41-yard line to set up another scoring opportunity for Texas State.

The Bobcats capitalized when Marcus Curry scored on a seven-yard run and Johnson kicked the extra point for a 10-0 lead.

Shaun Rutherford led the Bobcats with 82 rushing yards and Marcus Curry added 71 yards and a touchdown. As a team Texas State ran for 256 yards while Rutherford completed five passes for 75 yards.

Texas Tech scored its first points in the game when Seth Doege threw a 10-yard touchdown pass to Brad Marquez.

The Bobcats were called for intentional grounding in the end zone and that resulted in a safety to make the halftime score 10-9.

In the second half, Texas Tech took advantage of four turnovers by the Bobcats and pulled away with a 50-10 victory in the first-ever meeting between the two teams.

Doege finished the game with 326 passing yards and three touchdown passes. Eric Stephens led the Red Raiders as he ran for 118 yards and two touchdowns, while Darrin Moore caught 12 passes for 221 yards and a touchdown.

TEXAS TECH 50, TEXAS STATE 10

Sept. 3, 2011 Jones AT&T Stadium, Lubbock, Texas Attendance: 51,792

Score by Quarters	1	2	3	4	Score
Texas State	10	0	0	0	10
Texas Tech	9	0	20	21	50

SCORING SUMMARY:

1st 06:30	TXST	Johnson, Will 40 yd field goal, 11-45 6:10, TXST 3 - TTU 0
01:36	TXST	Curry, Marcus 7 yd run (Johnson, Will kick), 9-41 3:35, TXST 10 - TTU 0
00:53	TTU	Marquez, Brad 10 yd pass from Doege, Seth (Carona, Donnie kick), 3-60 0:43, TXST 10 - TTU 7
00:46	TTU	TEAM safety, TXST 10 - TTU 9
3rd 07:22	TTU	Moore, Darrin 20 yd pass from Doege, Seth (Doege, Seth pass failed), 12-84 3:30, TXST 10 - TTU 15
01:39	TTU	Stephens, Eric 46 yd run (Carona, Donnie kick), 5-92 1:40, TXST 10 - TTU 22
00:00	TTU	Stephens, Eric 2 yd run (Carona, Donnie kick), 4-36 1:26, TXST 10 - TTU 29
4th 11:54	TTU	Swindall, Tram 20 yd pass from Doege, Seth (Carona, Donnie kick), 7-88 2:00, TXST 10 - TTU 36
05:55	TTU	Washington, De. 23 yd run (Carona, Donnie kick), 2-23 0:15, TXST 10 - TTU 43
03:27	TTU	Ward, Eric 3 yd pass from Karam, Jacob (Carona, Donnie kick), 3-27 0:36, TXST 10 - TTU 50

TEAM STATISTICS	TXST	TTU
FIRST DOWNS	21	24
Rushing	14	7
Passing	6	16
Penalty	1	1
NET YARDS RUSHING	256	157
Rushing Attempts	50	33
Rushing Touchdowns	1	3
Yards Gained Rushing	273	184
Yards Lost Rushing	17	27
NET YARDS PASSING	75	348
Completions	10	25
Attempts	21	37
Interceptions	0	0
Passing Touchdowns	0	4
TOTAL OFFENSE YARDS	331	505
Total offense plays	71	70
Fumbles: Number-Lost	4-4	4-1
Penalties: Number-Yards	11-88	2-30
PUNTS-YARDS	5-241	5-175
Average Yards Per Punt	48.2	35.0
Net Yards Per Punt	40.0	34.8
Inside 20	3	2
50+ Yards	2	0
Touchbacks	2	0
Fair catch	0	3
KICKOFFS-YARDS	4-305	8-516
Average Yards Per Kickoff	76.2	64.5
Net Yards Per Kickoff	58.5	46.0
Touchbacks	2	2
Punt returns: No.-Yards-TD	1-1-0	1-1-0
Kickoff returns: No.-Yds-TD	6-108-0	1-31-0
Interceptions: No.-Yds-TD	0-0-0	0-0-0
Fumble Returns: No.-Yds-TD	0-0-0	1-5-0
Possession Time	36:12	23:48
Third-Down Conversions	5 of 15	7 of 12
Fourth-Down Conversions	3 of 3	0 of 0
Red-Zone Scores-Chances	1-2	5-5
Sacks By: Number-Yards	2-19	2-7
PAT Kicks	1-1	6-6
Field Goals	1-1	0-0

TEXAS STATE TACKLES LEADERS

Player	Solo	Ast	Total	TFL
Morris, Darryl	6	1	7	
Harris, Matt	5		5	
Daniels, Xavier	4	1	5	
McLean, Jason	4		4	
Mager, Craig	4		4	

TEXAS STATE INDIVIDUAL STATISTICS

Rushing	No	Yds	TD	Lg
Rutherford, Shaun	12	82	0	18
Curry, Marcus	19	71	1	9
Hawkins, Tim	6	37	0	12
Franks, Terrence	7	25	0	9
Bolden, Darius	1	21	0	21
Arndt, Tyler	5	20	0	16

Passing	Com-Att-Int	Yds	TD
Rutherford, Shaun	5-12-0	38	0
Arndt, Tyler	5-9-0	37	0

Receiving	No.	Yds	TD	Lg
Battle, Isaiah	2	27	0	14
Bolden, Darius	2	10	0	7
Gilmore, Michael	1	9	0	9
Lewis, David	1	9	0	9
Amerson, Ed	1	8	0	8
Matthews, Cody	1	6	0	6
Harper, Chase	1	4	0	4
Hawkins, Tim	1	2	0	2

Punting	No.	Yds	Avg	Lg
Follis, Ben	3	172	57.3	68
Rutherford, Shaun	2	69	34.5	46

TEXAS TECH INDIVIDUAL STATISTICS

Rushing	No	Yds	TD	Lg
Stephens, Eric	21	118	2	46
Washington, De.	6	38	1	23
Crawford, Aaron	1	8	0	8
Doege, Seth	5	-7	0	7

Passing	Com-Att-Int	Yds	TD
Doege, Seth	23-33-0	326	3
Karam, Jacob	2-4-0	22	1

Receiving	No.	Yds	TD	Lg
Moore, Darrin	12	221	1	41
Torres, Alex	4	58	0	22
Douglas, Corne.	2	15	0	19
Washington, De.	2	8	0	6
Ward, Eric	2	6	1	3
Swindall, Tram.	1	20	1	20
Zouzalk, Aust.	1	10	0	10
Marquez, Brad	1	10	1	10

Punting	No.	Yds	Avg	LG
Erleben, Ryan	5	175	35.0	40

GAME 1 NOTES

- Texas State head coach Dennis Fran- chione returned to the sidelines for the first time since the 2007 season and began his second tour of duty at Texas State when the Bobcats opened the season at Texas Tech. Coach Fran also served as Texas State's head coach in 1990-91.

- Darius Bolden, D.J. Hall, Steven Ken- ney and Darryl Morris served as the game captains for Texas State.

- Texas State kicked off its 104th season of playing football when the Bobcats traveled to Texas Tech.

- Shaun Rutherford ran for 82 yards and threw for 38 yards in his debut as Tex- as State's starting quarterback.

- Marcus Curry scored Texas State's first touchdown of the season with a seven- yard run in the first quarter. Curry's run came on a fourth down and two play.

- Curry finished the game running for 71 yards and the TD on 19 carries in his debut with the Bobcats. .

- Freshman Will Johnson made a 40- yard field goal in his first attempt as a collegian. Johnson also averaged 76.2 yards on four kickoffs with two of the kickoffs resulting in a touchback.

- The 51,792 crowd at Texas Tech set a Bobcat school record for the largest crowd to watch Texas State play.

- The loss at Texas Tech game gave the Bobcats an all-time record of 56-39-2 in season-opening games.



Marcus Curry scored Texas State's first touchdown of the 2011 season.



Season In Review



Playing at Wyoming for the first time in school history, Texas State had two costly turnovers in the first quarter to set up a pair of touchdowns by Wyoming and the Cowboys never trailed again as they went on to beat the Bobcats 45-10 victory at War Memorial Stadium.

Texas State took an early 3-0 lead with 9:04 left to play in the first quarter when freshman Will Johnson opened the scoring with a 35-yard field goal.

The Cowboys answered on their next drive when Brandon Miller plowed his way up the middle for a one-yard touchdown run and Daniel Sullivan kicked the extra point to give Wyoming a 7-3 lead.

On Texas State's next possession, Shaun Rutherford's pass was hit into the air and Mark Nzeocha came down with the interception to give the Cowboys possession at Texas State's 22-yard line. Two plays later, Miller ran up the middle for a 14-yard touchdown. Sullivan added the extra point to give the Cowboys a 14-3 lead with 5:42 in the opening period.

After Texas State's defense held the Cowboys on a fourth-and-one play at Texas State 21-yard line, the Bobcats drove down the field for their first touchdown. Terrence Franks capped off the 11-play, 85-yard drive when he ran around the left tackle for his first collegiate touchdown with 9:59 left in the first half. Johnson added the extra point to pull Texas State to within 14-10.

The Cowboys closed out the scoring in the first half when Sullivan kicked a 20-yard field goal to give Wyoming a 17-10 lead at halftime.

In the third quarter, Wyoming scored again when Brett Smith scored his first touchdown in the game with a 29-yard run up the middle on a quarterback keeper. Sullivan added the extra point to give the Cowboys a 24-10 lead.

On their next possession, Smith scored another touchdown on a two-yard run after the Bobcats were called for pass interference in the end zone. Sullivan added the extra point to extend the lead to 31-10 after three quarters.

In the final quarter, Wyoming scored a pair of touchdowns on an 18-yard pass from Smith to Chris McNeill over the middle and a 50-yard run by Ghaali Muhammad. Sullivan kicked the two extra points to make the final score 45-10.

WYOMING 45, TEXAS STATE 10

Sept. 10, 2011 War Memorial Stadium, Laramie, Wyo. Attendance: 23,248

Score by Quarters	1	2	3	4	Score
Texas State	3	7	0	0	10
Wyoming	14	3	14	14	45

SCORING SUMMARY:

1st 09:04	TXST	Johnson, Will 35 yd field goal, 10-33 4:41, TXST 3 - WY 0
06:56	WY	Miller, Brandon 1 yd run (Sullivan, Daniel kick), 7-80 2:08, TXST 3 - WY 7
05:31	WY	Alexander, A. 1 yd run (Sullivan, Daniel kick), 4-23 1:20, TXST 3 - WY 14
2nd 09:59	TXST	Franks, Terrence 8 yd run (Johnson, Will kick), 11-85 5:45, TXST 10 - WY 14
00:00	WY	Sullivan, Daniel 20 yd field goal, 10-83 2:39, TXST 10 - WY 17
3rd 06:53	WY	Smith, Brett 29 yd run (Sullivan, Daniel kick), 6-62 1:34, TXST 10 - WY 24
01:32	WY	Smith, Brett 2 yd run (Sullivan, Daniel kick), 8-80 3:46, TXST 10 - WY 31
4th 11:29	WY	McNeill, Chris 18 yd pass from Smith, Brett (Sullivan, Daniel kick), 4-77 1:26, TXST 10 - WY 38
02:11	WY	Muhammad, Ghaali 50 yd run (Sullivan, Daniel kick), 8-80 4:25, TXST 10 - WY 45

TEAM STATISTICS	TXST	WYO
FIRST DOWNS	14	27
Rushing	6	14
Passing	7	9
Penalty	1	4
NET YARDS RUSHING	77	382
Rushing Attempts	34	50
Rushing Touchdowns	1	5
Yards Gained Rushing	127	390
Yards Lost Rushing	50	8
NET YARDS PASSING	112	236
Completions	12	16
Attempts	23	31
Interceptions	2	2
Passing Touchdowns	0	1
TOTAL OFFENSE YARDS	189	618
Total offense plays	57	81
Fumbles: Number-Lost	1-1	0-0
Penalties: Number-Yards	5-58	5-46
PUNTS-YARDS	7-335	3-64
Average Yards Per Punt	47.9	21.3
Net Yards Per Punt	46.0	21.3
Inside 20	2	1
50+ Yards	2	0
Touchbacks	1	0
Fair catch	3	1
KICKOFFS-YARDS	3-210	7-467
Average Yards Per Kickoff	70.0	66.7
Net Yards Per Kickoff	42.0	46.4
Touchbacks	2	1
Punt returns: No.-Yards-TD	0-0-0	2-7-0
Kickoff returns: No.-Yards-TD	6-122-0	1-44-0
Interceptions: No.-Yards-TD	2-5-0	2-0-0
Fumble Returns: No.-Yards-TD	0-0-0	0-0-0
Possession Time	30:01	29:59
Third-Down Conversions	2 of 12	11 of 16
Fourth-Down Conversions	0 of 0	0 of 1
Red-Zone Scores-Chances	2-3	5-6
Sacks By: Number-Yards	0-0	4-25
PAT Kicks	1-1	6-6
Field Goals	1-2	1-1

TEXAS STATE TACKLES LEADERS

Player	Solo	Ast	Total	TFL
Matthews, Aaron	9	4	13	0.5-0
Daniels, Xavier	8	3	11	.
Minde, Josh	6	2	8	1.5-1
Mager, Craig	4	2	6	1-2
Bartu, Joplo	2	3	5	.

Texas STATE INDIVIDUAL STATISTICS

Rushing	No	Yds	TD	Lg
Franks, Terrence	8	42	1	16
Nuttall, Chris	6	24	0	14
Hawkins, Tim	4	22	0	8
Rutherford, Shaun	7	14	0	8
Curry, Marcus	1	-5	0	0
Arndt, Tyler	8	20	0	7

Passing	Com-Att-Int	Yds	TD	Lg
Arndt, Tyler	7-14-1	54	0	13
Rutherford, Shaun	5-9-1	58	0	20

Receiving	No.	Yds	TD	Long
Bolden, Darius	4	49	0	20
Battle, Isaiah	2	18	0	13
Lewis, David	2	18	0	12
Harper, Chase	2	14	0	7
Matthews, Cody	1	9	0	9
Doll, Kyle	1	4	0	4
Totals...	12	112	0	20

Punting	No.	Yds	Avg	Lg
Follis, Ben	7	335	47.9	71

WYOMING INDIVIDUAL STATISTICS

Rushing	No	Yds	TD	Lg
Muhammad, Ghaali	10	23	1	56
Miller, Brandon	11	01	1	38
Smith, Brett	9	73	2	29
Alexander, A.	17	65	1	18
Herron, Robert	2	22	0	13

Passing	Com-Att-Int	Yds	TD	Lg
Smith, Brett	16-31-2	236	1	49

Receiving	No.	Yds	TD	Lg
Rufan, Dominic	5	96	0	49
Herron, Robert	5	29	0	13
McNeill, Chris	3	57	1	20
Ogbonna, Mazi	2	6	0	5
Alexander, A.	1	48	0	48

Punting	No.	Yds	Avg	Lg
McCoy, Austin	3	64	21.3	29

GAME 2 NOTES

• Tyler Arndt, Steven Kenney, Brian Lilly and Jason McLean served as the game captains for Texas State.

• For the second consecutive week, Will Johnson opened the game with a field goal.

• Freshman running back Terrence Franks scored his first collegiate touchdown with an 8-yard run. Franks led the Bobcats in rushing after gaining 42 yards on eight carries.

• Tyler Arndt came off the bench to complete seven of his 14 passes for 54 yards..

• Senior Darius Bolden led Texas State receivers with four catches for 49 yards.


• Senior Ben Follis recorded a career-best, 71-yard punt in the third quarter. Follis also had a 52-yard punt in the third quarter.

• Colin Fissell made his first start at left tackle, ending Michael Chambers' 13-game starting streak due to an injury.

• Chase Harper made his first start at tight end for the Bobcats and caught one pass for a total of nine yards.

• Aaron Matthews made his first start at weak safety and led the Bobcats with 13 total tackles and recorded one of two interceptions in the game.

• Xavier Daniels recorded the other interception and finished the game with 11 tackles (8-3), including an interception.



Aaron Matthews led Texas State with 17 tackles and intercepted a pass.



Season In Review



Texas State took advantage of a strong rushing attack and ran for three touchdowns in the second half to defeat Tarleton State 38-28 in front of a record-setting crowd at Bobcat Stadium.

The game began as a duel between a pair of kickers as Tarleton State's Jerry Owens opened the game with a 44-yard field goal before Texas State's Will Johnson came right back to break a school record with a 53-yard field goal to tie the score at 3-3.

After Owens kicked a 40-yard field goal to give the Texans a 6-3 lead, Texas State went ahead for the first time in the game when Terrence Franks ran seven yards for a touchdown. Johnson added the extra point to give the Bobcats a 10-6 advantage.

Owens pulled the Texans to within one point with his third field goal in the game before Johnson added a 42-yard field goal of his own.

Tarleton State pulled to within one when Owens kicked his fourth field goal and make the score to 13-12 at halftime.

In the second half, Tarleton State regained the lead when a snap sailed over the head of punter Ben Follis in Texas State's end zone and he was forced to hit ball out of the back of the end zone for a safety.

The Bobcats responded as Franks scored his second touchdown and Shaun Rutherford threw a pass to Cody Matthews for the two-point conversion.

After the Texans tied the score at 21-21, Texas State scored 17 straight points and never trailed again. Tim Hawkins changed the momentum of the game when he ran for a 54-yard touchdown and Franks scored his third TD on a 31 yard gallop. In between the two touchdown runs, Johnson added a 37-yard field goal.

Franks' third TD run of the night gave the Bobcats a 38-21 lead with 6:48 left to play. The Texans tacked on their final seven points when Evan Robertson scored a touchdown on a two-yard run.

The game was played in front of a crowd of 15,800 which was the largest crowd for a season-opening game at Texas State and the third-largest crowd in school history. It marked the largest crowd at Bobcat Stadium since Nov. 6, 1982..

TEXAS STATE 38, TARLETON STATE 28

Sept. 17, 2011 Bobcat Stadium, San Marcos, Texas Attendance: 15,800

Score by Quarters	1	2	3	4	Score
Tarleton State	6	6	9	7	28
Texas State	3	10	15	10	38

SCORING SUMMARY:

1st	14:03	TAR	Owens, Jerry 44 yd field goal, 5-41 0:57, TAR 3 - TXST 0
	09:23	TXST	Johnson, Will 53 yd field goal, 9-29 4:35, TAR 3 - TXST 3
	06:57	TAR	Owens, Jerry 40 yd field goal, 10-57 2:26, TAR 6 - TXST 3
2nd	13:52	TXST	Franks, Terrence 7 yd run (Johnson, Will kick), 5-30 2:12, TAR 6 - TXST 10
	02:29	TAR	Owens, Jerry 38 yd field goal, 7-22 2:34, TAR 9 - TXST 10
	00:21	TXST	Johnson, Will 42 yd field goal, 10-62 2:02, TAR 9 - TXST 13
	00:00	TAR	Owens, Jerry 26 yd field goal, 3-33 0:20, TAR 12 - TXST 13
3rd	14:36	TAR	Team safety, TAR 14 - TXST 13
	06:18	TXST	Franks, Terrence 2 yd run (Matthews, Cody pass from Rutherford, S.), 7-60 3:38, TAR 14 - TXST 21
	01:54	TAR	Green, Roddy 23 yd pass from Stephens, Nick (Owens, Jerry kick), 11-80 4:24, TAR 21 - TXST 21
	01:14	TXST	Hawkins, Tim 54 yd run (Johnson, Will kick), 2-69 0:35, TAR 21 - TXST 28
4th	14:07	TXST	Johnson, Will 37 yd field goal, 5-0 1:49, TAR 21 - TXST 31
	06:48	TXST	Franks, Terrence 31 yd run (Johnson, Will kick), 3-40 1:22, TAR 21 - TXST 38
	02:10	TAR	Robertson, Evan 2 yd run (Owens, Jerry kick), 12-55 4:34, TAR 28 - TXST 38

TEAM STATISTICS	TARLETON	TXST
FIRST DOWNS	19	16
Rushing	6	7
Passing	11	6
Penalty	2	3
NET YARDS RUSHING	45	235
Rushing Attempts	26	49
Rushing Touchdowns	1	4
Yards Gained Rushing	128	266
Yards Lost Rushing	83	31
NET YARDS PASSING	256	106
Completions	22	11
Attempts	42	22
Interceptions	0	0
Passing Touchdowns	1	0
TOTAL OFFENSE YARDS	301	341
Total offense plays	68	71
Fumbles: Number-Lost	3-1	2-0
Penalties: Number-Yards	7-45	8-91
PUNTS-YARDS	6-266	5-229
Average Yards Per Punt	44.3	45.8
Net Yards Per Punt	36.2	35.6
Inside 20	0	2
50+ Yards	1	1
Touchbacks	0	1
Fair catch	1	1
KICKOFFS-YARDS	5-294	8-484
Average Yards Per Kickoff	58.8	60.5
Net Yards Per Kickoff	37.6	42.5
Touchbacks	0	2
Punt returns: No.-Yards-TD	3-31-0	5-49-0
Kickoff returns: No.-Yds-TD	6-104-0	5-106-0
Interceptions: No.-Yds-TD	0-0-0	0-0-0
Fumble Returns: No.-Yds-TD	0-0-0	0-0-0
Possession Time	26:59	33:01
Third-Down Conversions	7 of 18	5 of 17
Fourth-Down Conversions	1 of 1	1 of 3
Red-Zone Scores-Chances	2-2	3-3
Sacks By: Number-Yards	0-0	2-21
PAT Kicks	2-2	3-3
Field Goals	4-4	3-3

TEXAS STATE TACKLES LEADERS

Player	Solo	Ast	Total	TFL
Xavier Daniels	5	2	7	-
Josh Minde	5	2	7	1-3

TEXAS STATE INDIVIDUAL STATISTICS

Rushing	No	Yds	TD	Lg
Curry, Marcus	15	75	0	16
Franks, Terrence	12	74	3	31
Hawkins, Tim	6	64	1	54
Rutherford, Shaun	13	46	0	11
Bolden, Darius	1	2	0	2

Passing	Com-Att-Int	Yds	TD	Lg
Rutherford, Shaun	11-22-0	106	0	34

Receiving	No.	Yds	TD	Lg
Curry, Marcus	3	11	0	6
Doll, Kyle	2	55	0	34
Garcia, Alvaro	1	13	0	13
Bolden, Darius	1	11	0	11
Matthews, Cody	1	7	0	7
Lewis, David	1	4	0	4
Harper, Chase	1	3	0	3
Franks, Terrence	1	2	0	2

Punting	No.	Yds	Avg	Lg
Follis, Ben	4	186	46.5	53
Rutherford, Shaun	1	43	43.0	43

TARLETON STATE INDIVIDUAL STATISTICS

Rushing	No	Yds	TD	Lg
Robertson, Evan	9	54	1	22
Croak, Brad	2	12	0	9
Stephens, Nick	9	11	0	19
Sturns, Justin	1	1	0	1
Vaughn, Courtney	4	-16	0	9


Passing	Com-Att-Int	Yds	TD	Lg
Stephens, Nick	21-41-0	256	1	44

Receiving	No.	Yds	TD	Lg
Green, Roddy	7	123	1	44
Waits, Tyra	4	65	0	39
Croak, Brad	2	10	0	11
Robertson, Evan	2	7	0	4
Lowery, Brandon	1	24	0	24
McLane, Will	1	11	0	11
Buckingham, Arthur	1	10	0	10

Punting	No.	Yds	Avg	Lg
Owens, Jerry	6	266	44.3	57

GAME 3 NOTES

- Team captains were: Darryl Morris, Darius Bolden, Shaun Rutherford and Josh Minde.
- Texas State won its 16th straight home opener.
- The attendance of 15,800 fans, the third highest in Bobcat Stadium history, and the highest attendance for the Bobcats in a home opener.
- The win was the first for head coach Dennis Franchione in his return to Texas State.
- Terrence Franks' three touchdown runs were a career-high and gave four TD runs in his last two games.
- Shaun Rutherford recorded nine of his 11 pass completions in the first half.
- Tim Hawkins' 54-yard run was the longest run of his career.
- Texas State's 38 points were the most points scored since Oct. 16, 2010 when the Bobcats tallied 45 points against Nicholls.
- Patrick Sherek who was chosen in the spring for the position of BOB (Be Our Bobcat), among candidates in the student body, was in on all kickoffs.
- Will Johnson's 53 yard field goal in the first quarter set a new school record.



Terrence Franks scored three touchdowns against Tarleton State.



Shaun Rutherford threw for four touchdowns and ran for another to lead the Bobcats to a 35-26 victory at Stephen F. Austin at Homer Bryce Stadium. It was the fifth straight victory for the Bobcats in their series against the Lumberjacks, and the seventh win in the last eight games against SFA.

Rutherford finished the game completing 10 of 17 passes for 241 yards and he ran for 82 yards. Marcus Curry led Texas State with 128 yards on 23 carries, while Isaiah Battle was the leading receiver with five catches for 131 yards and two touchdowns.

Rutherford's first touchdown pass was a 23-yard TD strike to tight end Kyle Doll that erased a 3-0 deficit in the first quarter and gave Texas State a 7-3 lead.

After the Lumberjacks regained a 10-7 lead with a one-yard touchdown run by Fred Ford, Rutherford threw a 50-yard TD pass to Battle. Will Johnson added the extra point to give the Bobcats a 14-10 lead with 9:07 left in the first half.

The Bobcats added another touchdown in the final 32 seconds of the first half when Erickson returned a punt for 52 yards to Stephen F. Austin's 27 yard line. Then on the next play, Rutherford hit Battle for another 27-yard touchdown. Johnson's extra point gave the Bobcats a 21-10 halftime lead.

In the second half, Texas State extended its lead when Rutherford hit Chase Harper for a 71-yard touchdown pass to give the Bobcats a 28-10 lead after Johnson's extra point.

But, the Lumberjacks came storming back with 16 unanswered points to get back into contention. First, Graly Crawford returned a kickoff for 100 yards and after Jordan Wiggs kicked a 22-yard field goal, Josh Aubrey intercepted Rutherford's pass and returned it 49 yards for the touchdown with 4:22 left to play.

The Lumberjacks went for a two-point conversion to tie the score, but Brady Attaway's pass to Crawford sailed wide.

With Texas State leading 28-26, the Bobcats answered with a 72-yard touchdown drive that was capped when Rutherford ran for a 22-yard TD. Johnson added the extra point to make the final score 35-26.

TEXAS STATE 35, #22 STEPHEN F. AUSTIN 26
 Sept. 24, 2011 Homer Bryce Stadium, Nacogdoches, Texas Attendance: 9,145

Score by Quarters	1	2	3	4	Score
Texas State	7	14	7	7	35
Stephen F. Austin	3	7	7	9	26

SCORING SUMMARY:

1st 06:37	SFA	Wiggs, Jordan 38 yd field goal, 9-40 2:39, TXST 0 - SFA 3
01:02	TXST	Doll, Kyle 23 yd pass from Rutherford, Shaun (Johnson, Will kick), 2-26 0:43, TXST 7 - SFA 3
2nd 11:25	SFA	Ford, Fred 1 yd run (Wiggs, Jordan kick), 8-74 2:12, TXST 7 - SFA 10
09:07	TXST	Battle, Isaiah 50 yd pass from Rutherford, Shaun (Johnson, Will kick), 4-77 2:10, TXST 14 - SFA 10
00:13	TXST	Battle, Isaiah 27 yd pass from Rutherford, Shaun (Johnson, Will kick), 1-27 0:06, TXST 21 - SFA 10
3rd 06:20	TXST	Harper, Chase 71 yd pass from Rutherford, Shaun (Johnson, Will kick), 5-79 2:38, TXST 28 - SFA 10
06:07	SFA	Crawford, Graly 100 yd kickoff return (Wiggs, Jordan kick), TXST 28 - SFA 17
4th 06:29	SFA	Wiggs, Jordan 22 yd field goal, 12-57 2:30, TXST 28 - SFA 20
04:22	SFA	Aubrey, Josh 49 yd interception return (Attaway, Brady pass failed), TXST 28 - SFA 26
02:30	TXST	Rutherford, Shaun 22 yd run (Johnson, Will kick), 5-72 1:44, TXST 35 - SFA 26

TEAM STATISTICS	TXST	SFA
FIRST DOWNS	21	20
Rushing	12	2
Passing	8	16
Penalty	1	2
NET YARDS RUSHING	272	66
Rushing Attempts	59	17
Rushing Touchdowns	1	1
Yards Gained Rushing	296	76
Yards Lost Rushing	24	10
NET YARDS PASSING	241	353
Completions	10	32
Attempts	17	65
Interceptions	1	
Passing Touchdowns	4	0
TOTAL OFFENSE YARDS	513	419
Total offense plays	76	82
Fumbles: No.-Lost	3-1	0-0
Penalties: No.-Yards	8-59	8-75
PUNTS-YARDS	8-308	8-365
Average Yards Per Punt	38.5	45.6
Net Yards Per Punt	36.4	33.2
Inside 20	1	2
50+ Yards	1	3
Touchbacks	0	0
Fair catch	2	2
KICKOFFS-YARDS	6-383	6-386
Average Yards Per Kickoff	63.8	64.3
Net Yards Per Kickoff	27.0	44.0
Touchbacks	0	0
Punt returns: No.-Yards-TD	6-99-0	4-17-0
Kickoff returns: No.-Yards-TD	6-122-0	6-221-1
Interceptions: No.-Yards-TD	1-0-0	1-49-1
Fumble Returns: No.-Yards-TD	0-0-0	0-0-0
Possession Time	38:37	21:23
Third-Down Conversions	6 of 16	5 of 18
Fourth-Down Conversions	0 of 2	0 of 2
Red-Zone Scores-Chances	0-1	2-3
Sacks By: Number-Yards	1-8	2-10
PAT Kicks	5-5	2-2
Field Goals	0-0	2-2

TEXAS STATE TACKLES LEADERS

Player	Solo	Ast	Total	TFL
Morris, Darryl	5	4	9	.
Bartu, Joplo	4	4	8	1-1
Matthews, Aaron	2	6	8	.
Mager, Craig	6	1	7	.
Iwuji, Justin	4	2	6	.

Texas STATE INDIVIDUAL STATISTICS

Rushing	No	Yds	TD	Lg
Curry, Marcus	23	128	0	37
Rutherford, Shaun	23	82	1	22
Franks, Terrence	11	39	0	17
Hawkins, Tim	2	23	0	22

Passing	Com-Att-Int	Yds	TD	Lg
Rutherford, Shaun	10-16-1	241	4	71

Receiving	No.	Yds	TD	Lg
Battle, Isaiah	5	131	2	50
Harper, Chase	2	74	1	71
Doll, Kyle	1	23	1	23
Garcia, Alvaro	1	11	0	11
Franks, Terrence	1	2	0	2

Punting	No.	Yds	Avg	Lg
Follis, Ben	7	272	38.9	51
Rutherford, Shaun	1	36	36.0	36

SFA INDIVIDUAL STATISTICS

Rushing	No	Yds	TD	Lg
Barnes, Jeremy	10	49	0	33
Hypolite, Ortav	1	5	0	5
Ford, Fred	3	4	1	2
Attaway, Brady	2	4	0	12
Lawson, Keith	1	4	0	4

Passing	Com-Att-Int	Yds	TD	Lg
Attaway, Brady	32-64-1	353	0	32

Receiving	No.	Yds	TD	Lg
Mosley, Marquis	9	99	0	26
Crawford, Graly	8	87	0	21
Lott, Kris	6	33	0	7
Roberson, Corde	5	63	0	23
Barnes, Jeremy	3	39	0	16
Boyd, Tyler	1	32	0	32

Punting	No.	Yds	Avg	Lg
Nelson, Drew	8	365	45.6	58

GAME 4 NOTES

- Texas State's game captains were D.J. Hall, Tyler Arndt and Adley Eshraipour.
- Shaun Rutherford threw a career-best four TD passes. His 23-yard TD pass to Kyle Doll was Texas State's first touchdown pass of the season.
- Rutherford threw a 50-yard pass for a touchdown to Isaiah Battle in the middle of the second quarter to give Texas State a 14-10 lead. The Bobcats never trailed again in the game.
- Rutherford also threw a 27-yard TD pass to Battle with 13 seconds left in the second quarter to give the Bobcats a 21-10 halftime lead.
- Rutherford also connected with tight end Chase Harper for a 71-yard touchdown pass. It was the longest pass by a Bobcat quarterback since Sept. 5, 2009 when Bradley George connected with Alvaro Garcia on a 71 yard pass against Angelo State.
- Marcus Curry ran for the first Bobcat to rush for 100+ yards in 2011.
- Craig Mager recorded an interception in the SFA end zone with 10:34 to go in the game.
- Darryl Morris had nine tackles, including five solo to lead all Bobcats.
- Jordan Norfleet recorded the lone sack of the game for an eight yard loss.
- Andy Erickson had six punt returns for a total of 99 yards, including a 52-yard return for a touchdown.



Andy Erickson returned a punt 52 yards for a touchdown.



Season In Review



With the fifth largest home crowd in school history looking on, Texas State won its third straight game in dominant fashion as Bobcats defeated Nicholls 38-12 at Bobcat Stadium.

Shaun Rutherford threw three touchdowns, while Terrence Franks ran for another TD and cornerback Darryl Morris became first Bobcat to return an interception for a touchdown since 2008.

Texas State jumped out to an early 7-0 lead on its first drive of the game when Rutherford hit sophomore tight end David Lewis with a 13-yard touchdown pass.

When the Colonels came right back to score a touchdown on a 19-yard run by quarterback LaQuinton Caston, the Bobcats maintained a 7-6 lead when Blake McColloch blocked the extra point kick by Andrew Dolan.

The Bobcats added to their lead when Will Johnson kicked a 34-yard field goal to close out the first quarter with Texas State leading 10-6.

The Bobcats extended their lead with two more touchdowns in the second quarter. First, Rutherford hit Marcus Curry for a 20-yard touchdown. Then, Terrence Franks ended the first half scoring with a 23-yard touchdown run to give Texas State a 24-6 lead at halftime.

Texas State continued its scoring barrage in the second half with another touchdown when Rutherford hit Isaiah Battle for a 13-yard touchdown pass to give the Bobcats a 31-6 lead.

Morris scored the final points for the Bobcats when he intercepted a pass by Beaux Hebert at the Colonels' 23-yard line and returned it for the touchdown, marking the first time a Bobcat has returned an interception for a touchdown since Joe Bell accomplished the feat at Northern Colorado in 2008.

Dolan kicked a pair of field goals for Nicholls in the final quarter to make the final score 38-12.

Rutherford finished the night completing eight of his 12 passes for 109 yards. He also ran the ball six times for 18 yards. Franks led the Bobcats with 105 yards rushing on 15 carries to go along with his touchdown. It marked the second straight game a Texas State runner has rushed for 100 yards. Lewis led Texas State's receivers with three catches for 65 yards.

TEXAS STATE 38, NICHOLLS 12

Oct. 1, 2011 Bobcat Stadium, San Marcos, Texas Attendance: 15,502

Score by Quarters	1	2	3	4	Score
Nicholls	6	0	0	6	12
Texas State	10	14	14	0	38

SCORING SUMMARY:

1st	11:20	TXST	Lewis, David 13 yd pass from Rutherford, Shaun (Johnson, Will kick), 4-12 1:28, NICH 0 - TXST 7
	02:58	NICH	Caston, LaQuinton 19 yd run (Dolan, Andrew kick blocked), 5-59 1:56, NICH 6 - TXST 7
	06:09	TXST	Johnson, Will 34 yd field goal, 4-7 1:23, NICH 6 - TXST 10
2nd	06:28	TXST	Curry, Marcus 20 yd pass from Rutherford, Shaun (Johnson, Will kick), 2-23 0:50, NICH 6 - TXST 17
	02:03	TXST	Franks, Terrence 23 yd run (Johnson, Will kick), 6-85 2:38, NICH 6 - TXST 24
3rd	09:58	TXST	Battle, Isaiah 13 yd pass from Rutherford, Shaun (Johnson, Will kick), 10-69 5:02, NICH 6 - TXST 31
	07:08	TXST	Morris, Darryl 37 yd interception return (Johnson, Will kick), NICH 6 - TXST 38
4th	14:55	NICH	Dolan, Andrew 32 yd field goal, 13-72 7:06, NICH 9 - TXST 38
	10:21	NICH	Dolan, Andrew 47 yd field goal, 4-8 0:58, NICH 12 - TXST 38

TEAM STATISTICS	NICH	TXST
FIRST DOWNS	16	21
Rushing	6	11
Passing	7	9
Penalty	3	1
NET YARDS RUSHING	103	212
Rushing Attempts	36	44
Rushing Touchdowns	1	1
Yards Gained Rushing	151	255
Yards Lost Rushing	48	43
NET YARDS PASSING	105	160
Completions	11	12
Attempts	28	18
Interceptions	1	1
Passing Touchdowns	0	3
TOTAL OFFENSE YARDS	208	372
Total offense plays	64	62
Fumbles: No.-Lost	1-1	4-4
Penalties: No.-Yards	9-52	10-98
PUNTS-YARDS	5-221	1-45
Average Yards Per Punt	44.2	45.0
Net Yards Per Punt	29.4	45.0
Inside 20	2	1
50+ Yards	1	0
Touchbacks	1	0
Fair catch	0	1
KICKOFFS-YARDS	4-229	7-452
Average Yards Per Kickoff	57.2	64.6
Net Yards Per Kickoff	30.5	42.0
Touchbacks	0	1
Punt returns: No.-Yards-TD	0-0-0	3-54-0
Kickoff returns: No.-Yards-TD	6-138-0	4-107-0
Interceptions: No.-Yards-TD	1-0-0	1-37-1
Fumble Returns: No.-Yards-TD	0-0-0	0-0-0
Possession Time	30:15	29:45
Third-Down Conversions	5 of 16	4 of 9
Fourth-Down Conversions	0 of 0	1 of 1
Red-Zone Scores-Chances	3-3	4-5
Sacks By: Number-Yards	2-8	7-38
PAT Kicks	0-1	5-5
Field Goals	2-3	1-1

TEXAS STATE TACKLES LEADERS

Player	Solo	Ast	Total	TFL
Bartu, Joplo	5	4	9	
Daniels, Xavier	4	1	5	0.5-1
Lilly, Brian	1	4	5	1.5-4
Ebbitt, Michael	4		4	3-14
McColloch, Blake	2	2	4	
Haywood, Jarrett	2	2	4	

TEXAS STATE INDIVIDUAL STATISTICS

Rushing	No	Yds	TD	Lg
Franks, Terrence	15	105	1	23
Hawkins, Tim	10	55	0	15
Rutherford, Shaun	6	18	0	9
Curry, Marcus	3	16	0	8
Arndt, Tyler	3	13	0	13
Nuttall, Chris	6	3	0	13
Lewis, Brandon	1	2	0	2

Passing	Com-Att-Int	Yds	TD	Lg
Rutherford, Shaun	8-12-1	109	3	27
Arndt, Tyler	4-6-0	51	0	25

Receiving	No.	Yds	TD	Lg
Lewis, David	3	65	1	27
Garcia, Alvaro	2	20	0	11
Battle, Isaiah	2	19	1	13
Bolden, Darius	2	14	0	10
Curry, Marcus	1	20	1	20
Gilmore, Michael	1	17	0	17
Franks, Terrence	1	5	0	5

Punting	No.	Yds	Avg	Lg
Follis, Ben	1	45	45.0	45

NICHOLLS INDIVIDUAL STATISTICS

Rushing	No	Yds	TD	Lg
Caston, LaQuinton	16	60	1	19
Washington, Marcus	11	32	0	9
Hebert, Beaux	5	6	0	14
Allen, Tyrie	2	5	0	4
Turner, Jesse	1	2	0	2

Passing	Com-Att-Int	Yds	TD	Lg
Hebert, Beaux	10-19-1	94	0	32
Caston, LaQuinton	1-9-0	11	0	11

Receiving	No.	Yds	TD	Lg
Scelfo, Nick	3	41	0	22
Washington, Marcus	3	16	0	10
Blair, Kenyad	2	36	0	32
Allen, Tyrie	2	7	0	14
Warren, Joshua	1	5	0	5

Punting	No.	Yds	Avg	Lg
Kemps, Cory	5	221	44.2	60

GAME 5 NOTES

- Game captains were Darryl Morris, Tim Hawkins, Darius Bolden and Jason McLean.
- The fifth-largest crowd in the history of Bobcat Stadium watched Texas State play against Nicholls. It is also the first back-to-back home games with an attendance of over 15,000 since 2005.
- David Lewis record his first career touchdown when he caught a 13-yard pass from Shaun Rutherford.
- Will Johnson nailed a 34-yard FG attempt with nine seconds left in the first quarter. He recorded at least one FG in Texas State's first five games in 2011.
- Rutherford also threw a 20-yard TD pass to Marcus Curry to give Texas State a 17-6 lead.
- Franks led Texas State in rushing with 105 yards and a touchdown on 15 carries.
- Texas State recorded seven sacks after entering the game with a season total of five sacks in the first four games.
- Justin Iwuji recovered a fumble at the Nicholls 24-yard line with 1:32 left in the first quarter to set up Johnson's field goal.
- Darryl Morris intercepted the ball and ran for a touchdown in the third quarter to mark the first time since 2008 that a Bobcat has returned an interception for a TD.

- Joplo Bartu led the defense with seven tackles; five solo and four assisted.
- Derek Lopez had a kickoff return of 52 yards in the second quarter.
- Ben Follis moved into fifth place on Texas State's all-time career punt yardage list with a 45-yard kick in the second quarter.



Michael Ebbitt recorded four sacks.



Will Johnson kicked a pair of field goals and Shaun Rutherford ran for a touchdown and threw for another as the Texas State football team outlasted No. 15-ranked McNeese State 21-14 in a hard-fought game at Cowboy Stadium.

Rutherford gave Texas State an early lead when he ran for a 22-yard touchdown. Johnson added the extra point to give Texas State a 7-0 lead with 3:53 left to play in the first quarter.

McNeese came right back to tie the score as Marcus Wiltz scored a touchdown on a nine-yard run and Josh Lewis kicked the extra point.

The Bobcats regained the lead in the second quarter when Johnson kicked a 39-yard field goal to cap off a 54-yard drive and to give Texas State a 10-7 lead at halftime.

The Bobcats opened the second half with great field position when Andy Erickson returned the kickoff 44 yards to Texas State's 48-yard line. That set up a 46-yard field goal by Johnson to Texas State's lead to 13-7 with 12:22 left in the third quarter.

McNeese State took the lead for the first time when Wiltz ran for another nine-yard touchdown and Lewis added the extra point to make the score 14-13.

Texas State regained the lead on their first drive in the fourth quarter as Rutherford completed four key passes to lead the Bobcats to another score. First he hit Darius Bolden for 13 yards to Texas State's 42-yard line on a third and 11 play. Then, he threw a 29-yard pass to Bolden to give the Bobcats a first down on the Cowboys' 20-yard line.

After he ran for 13 yards on the next two plays, Rutherford hit Isaiah Battle for an 11-yard touchdown pass.

After the touchdown pass to Battle, Rutherford threw a perfect pass between two Cowboy defenders to tight end David Lewis for a 21-14 lead.

The Bobcat defense made two huge stands in the final four minutes of the game. The first came on Texas State's 26-yard line when Michael Ebbitt sacked Cody Stroud for a six-yard loss on third down and then teamed with Jordan Norfleet to pressure Stroud into an incomplete pass.

The second came after Ben Follis fell on a bad snap on a punt attempt at Texas State's 20-yard line with 20 seconds left in the game. Justin Iwuji blitzed and Stroud was called for intentional grounding on the final play of the game.

TEXAS STATE 21, #15 MCNEESE STATE 14

Oct. 8, 2011 Cowboy Stadium, Lake Charles, La. Attendance: 12,194

Score by Quarters	1	2	3	4	Score
Texas State	7	3	3	8	21
McNeese	7	0	7	0	14

SCORING SUMMARY:

1st 03:53	TXST	Rutherford, Shaun 22 yd run (Johnson, Will kick), 7-77 3:22, TXST 7 - MCN 0
01:22	MCN	Wiltz, Marcus 9 yd run (Lewis, Josh kick), 4-71 2:31, TXST 7 - MCN 7
2nd 05:49	TXST	Johnson, Will 39 yd field goal, 9-54 4:07, TXST 10 - MCN 7
3rd 12:22	TXST	Johnson, Will 46 yd field goal, 5-23 2:38, TXST 13 - MCN 7
08:14	MCN	Wiltz, Marcus 9 yd run (Lewis, Josh kick), 9-71 4:08, TXST 13 - MCN 14
4th 09:44	TXST	Battle, Isaiah 11 yd pass from Rutherford, Shaun (Lewis, David pass from Rutherford, S.), 14-79 7:45, TXST 21 - MCN 14

TEAM STATISTICS	TXST	MCN
FIRST DOWNS	16	16
Rushing	11	11
Passing	4	5
Penalty	1	0
NET YARDS RUSHING	139	220
Rushing Attempts	48	35
Rushing Touchdowns	1	2
Yards Gained Rushing	208	234
Yards Lost Rushing	69	14
NET YARDS PASSING	110	145
Completions	8	13
Attempts	12	27
Interceptions	0	1
Passing Touchdowns	1	0
TOTAL OFFENSE YARDS	249	365
Total offense plays	60	62
Fumbles: No.-Lost	5-0	0-0
Penalties: No.-Yards	1-5	2-27
PUNTS-YARDS	5-212	3-115
Average Yards Per Punt	42.4	38.3
Net Yards Per Punt	40.6	38.3
Inside 20	2	0
50+ Yards	0	0
Touchbacks	0	0
Fair catch	3	1
KICKOFFS-YARDS	5-324	3-175
Average Yards Per Kickoff	64.8	58.3
Net Yards Per Kickoff	43.8	37.7
Touchbacks	0	0
Punt returns: No.-Yards-TD	2-0-0	1-9-0
Kickoff returns: No.-Yds-TD	3-62-0	5-105-0
Interceptions: No.-Yds-TD	1-10-0	0-0-0
Fumble Returns: No.-Yds-TD	0-0-0	0-0-0
Possession Time	32:27	27:33
Third-Down Conversions	2 of 11	5 of 13
Fourth-Down Conversions	0 of 1	1 of 3
Red-Zone Scores-Chances	2-2	2-3
Sacks By: Number-Yards	2-14	1-10
PAT Kicks	1-1	2-2
Field Goals	2-3	0-2

TEXAS STATE TACKLES LEADERS

Player	Solo	Ast	Total	TFL
Jason McLean	4	4	8	-
Xavier Daniels	3	5	8	-
Darryl Morris	5	1	6	-
Josh Minde	3	3	6	-
Aaron Matthews	3	3	6	-
Joplo Bartu	0	6	6	-

Texas STATE INDIVIDUAL STATISTICS

Rushing	No	Yds	TD	Lg
Rutherford, Shaun	19	65	1	23
Franks, Terrence	13	64	0	13
Hawkins, Tim	6	24	0	18
Curry, Marcus	9	6	0	8

Passing	Com-Att-Int	Yds	TD
Rutherford, Shaun	8-11-0	110	1

Receiving	No.	Yds	TD	Lg
Bolden, Darius	3	48	0	29
Erickson, Andy	2	27	0	21
Lewis, David	1	18	0	13
Battle, Isaiah	1	11	1	11
Milburn, Deche	1	6	0	6

Punting	No.	Yds	Avg	Lg
Follis, Ben	5	212	42.4	49

MCNEESE STATE INDIVIDUAL STATISTICS

Rushing	No	Net	TD	Lg
Anderson, Andre	9	76	0	25
Wiltz, Marcus	9	64	2	23
Carey, Darius	8	45	0	16
Spencer, Dionta	3	19	0	17
Babin, Champlai	1	15	0	15
Murray, Javaris	2	8	0	6
Celestie, Ernes	1	7	0	7
Stroud, Cody	2	14	0	0

Passing	Com-Att-Int	Yds	TD	Lg
Stroud, Cody	13-27-1	145	0	54
Totals...	13-27-1	145	0	54

Receiving	No.	Yds	TD	Lg
Carey, Darius	3	42	0	32
Babin, Champlai	2	10	0	9
Wiltz, Marcus	2	2	0	6
Jordan, Josh	1	54	0	54
Briscoe, Wes	1	11	0	11
Dixon, Damion	1	8	0	8
Spencer, Dionta	1	8	0	8
Turnage, Harold	1	6	0	6
Anderson, Andre	1	4	0	4

Punting	No.	Yds	Avg	Lg
Bourgeois, Ben	3	115	38.3	45

GAME 6 NOTES

- Texas State's game captains were Adley Eshragipour, Brian Lilly, Shaun Rutherford and Jon Vernon.
- Will Johnson kicked two field goals in a game for just the second time in 2011. Johnson's 46-yard field goal was the fourth field goal from 40 or more yards during the first six games.
- Shaun Rutherford led the Bobcats in rushing for the second time with 65 yards and a touchdown on 19 carries against the Cowboys.
- Rutherford finished the game completing 8-of-11 passes for 110 yards and a game-winning touchdown to Isaiah Battle.
- The Bobcats also were successful on a two-point conversion for the second time in 2011 when Rutherford passed to David Lewis in the end zone.
- Andy Erickson returned a kickoff 44-yard return to set up Will Johnson's 46-yard field goal.
- Darius Bolden led Texas State's receivers with three receptions for 48 yards. He had two receptions for 42 yards in to set up Isaiah Battle's game-winning catch.
- Michael Ebbitt sacked Cody Stroud on third down, and then teamed with Jordan Norfleet to pressure Stroud into an incomplete on a fourth-down play.
- After a bad snap on a punt, Justin Iwuji blitzed from his safety position and forced Stroud to commit an intentional grounding play on the final play of the game.



Shaun Rutherford ran 22 yards for a touchdown before throwing a game-winning TD pass.



Season In Review



Texas State scored a touchdown on each of its first five possessions and ended the game with 535 yards of total offense en route to a 46-21 victory over Lamar in the first meeting between the two schools since 1989.

The Bobcats scored their first touchdown when Shaun Rutherford threw the first of his three touchdown passes in the contest with a 12-yard pass to Chase Harper.

Tim Hawkins scored a touch-down on each of Texas State's next three possessions to give the Bobcats a commanding 28-0 lead. His first touch-down came on an eight-yard run. Then, he caught an eight-yard pass from Rutherford before running two yards for another TD.

Rutherford also threw a 34-yard TD pass to Harper to give the Bobcats 35-0 with 6:49 left to play in the first half.

The Cardinals scored their first points when Caleb Harmon scored on a three-yard touchdown run to cut Texas State's lead to 35-7 at halftime.

The Cardinals scored the only points in the third quarter when Jeremy Johnson threw a 12-yard touchdown pass to Marcus Jackson.

After Jordan Norfleet sacked Johnson on a fourth-down play, the Bobcats scored their first points in the second half when Johnson kicked a 41-yard field goal.

But, Lamar answered when Johnson ran 59 yards for a touchdown to pull the Cardinals to within 38-21 with 8:05 left to play.

Texas State's Darryl Morris tackled Johnson in the end zone on Lamar's next possession to give the Bobcats their first safety since 2005 and extend Texas State's lead to 40-21.

The Bobcats scored their final points in the game when Chris Nutall ran for a 14-yard touchdown on the game's final play to make the final score 46-21.

TEXAS STATE 46, LAMAR 21

Oct. 15, 2011 Bobcat Stadium, San Marcos, Texas Attendance: 15,028

Score by Quarters	1	2	3	4	Score
Lamar	0	7	7	7	21
Texas State	14	21	0	11	46

SCORING SUMMARY:

1st 08:53	TXST	Harper, Chase 12 yd pass from Rutherford, Shaun (Johnson, Will kick), 9-66 4:46, LU 0 - TXST 7
05:52	TXST	Hawkins, Tim 8 yd run (Johnson, Will kick), 4-38 1:42, LU 0 - TXST 14
2nd 13:38	TXST	Hawkins, Tim 8 yd pass from Rutherford, Shaun (Johnson, Will kick), 10-55 4:12, LU 0 - TXST 21
10:30	TXST	Hawkins, Tim 2 yd run (Johnson, Will kick), 5-54 2:08, LU 0 - TXST 28
06:55	TXST	Harper, Chase 34 yd pass from Rutherford, Shaun (Johnson, Will kick), 4-62 1:58, LU 0 - TXST 35
03:33	LU	Harmon, Caleb 3 yd run (Stout, Justin kick), 8-67 3:16, LU 7 - TXST 35
3rd 03:15	LU	Jackson, Marcus 12 yd pass from Johnson, Jeremy (Stout, Justin kick), 5-74 2:26, LU 14 - TXST 35
4th 09:04	TXST	Johnson, Will 41 yd field goal, 8-31 3:43, LU 14 - TXST 38
08:10	LU	Johnson, Jeremy 59 yd run (Stout, Justin kick), 3-71 0:48, LU 21 - TXST 38
04:28	TXST	Morris, Darryl safety, LU 21 - TXST 40
00:00	TXST	Nutall, Chris 14 yd run, 10-64 4:21, LU 21 - TXST 46

TEAM STATISTICS	LU	TXST
FIRST DOWNS	13	24
Rushing	4	13
Passing	6	10
Penalty	3	1
NET YARDS RUSHING	72	292
Rushing Attempts	29	48
Average Per Rush	2.5	6.1
Rushing Touchdowns	2	3
Yards Gained Rushing	138	311
Yards Lost Rushing	66	19
NET YARDS PASSING	174	243
Completions	10	17
Attempts	24	28
Interceptions	0	1
Passing Touchdowns	1	3
TOTAL OFFENSE YARDS	246	535
Total offense plays	53	76
Fumbles: Number-Lost	1-0	1-0
Penalties: Number-Yards	7-60	14-133
PUNTS-YARDS	5-206	2-72
Average Yards Per Punt	41.2	36.0
Net Yards Per Punt	36.8	36.0
Inside 20	0	1
50+ Yards	1	0
Touchbacks	0	0
Fair catch	0	2
KICKOFFS-YARDS	5-280	7-468
Average Yards Per Kickoff	56.0	66.9
Net Yards Per Kickoff	40.6	45.7
Touchbacks	0	2
Punt returns: No.-Yards-TD	0-0-0	2-22-0
Kickoff returns: No.-Yds-TD	5-108-0	5-77-0
Interceptions: No.-Yds-TD	1-0-0	0-0-0
Fumble Returns: No.-Yds-TD	0-0-0	0-0-0
Possession Time	22:31	37:29
Third-Down Conversions	3 of 11	8 of 14
Fourth-Down Conversions	0 of 3	0 of 2
Red-Zone Scores-Chances	2-2	5-5
Sacks By: Number-Yards	1-6	7-56
PAT Kicks	3-3	5-5
Field Goals	0-0	1-2

TEXAS STATE TACKLES LEADERS

Player	Solo	Ast	Total	TFL
Morris, Darryl	3	2	5	2-21
Ebbitt, Michael	4	.	4	4-24
Daniels, Xavier	3	1	4	.

TEXAS STATE INDIVIDUAL STATISTICS

Rushing	No	Yds	TD	Lg
Curry, Marcus	11	123	0	54
Rutherford, Shaun	14	57	0	19
Nutall, Chris	4	42	1	21
Hawkins, Tim	8	30	2	8
Franks, Terrence	8	27	0	12
Arndt, Tyler	3	13	0	6

Passing	Com-Att-Int	Yds	TD	Lg
Rutherford, Shaun	17-26-0	243	3	34
Arndt, Tyler	0-2-1	0	0	0

Receiving	No.	Yds	TD	Lg
Bolden, Darius	5	85	0	30
Harper, Chase	3	56	2	34
Hawkins, Tim	2	27	1	19
Battle, Isaiah	2	9	0	12
Curry, Marcus	1	26	0	26
Matthews, Cody	1	16	0	16
Garcia, Alvaro	1	11	0	11
Franks, Terrence	1	9	0	9
Gilmore, Michael	1	4	0	4

Punting	No.	Yds	Avg	Lg
Follis, Ben	2	72	36.0	42

LAMAR INDIVIDUAL STATISTICS

Rushing	No	Yds	TD	Lg
Johnson, Jeremy	7	53	1	59
Harmon, Caleb	2	15	1	12
Hanna, Jacob	5	10	0	9
Venson, Mike	7	9	0	5
Bevil, Andre	8	-15	0	7

Passing	Com-Att-Int	Yds	TD	Lg
Bevil, Andre	7-18-0	93	0	38
Johnson, Jeremy	3-5-0	81	1	62
Jackson, Marcus	0-1-0	0	0	0

Receiving	No.	Yds	TD	Lg
Jackson, Marcus	4	119	1	62
Hayes, J.J.	3	36	0	19
Ford, Barry	1	10	0	10
Hanna, Jacob	1	8	0	8
Chavis, Billy	1	1	0	1

Punting	No.	Yds	Avg	Lg
Kahler, Kollin	5	206	41.2	56

GAME 7 NOTES

- The game captains were Josh Minde, Steven Kenney, Josh Vernon and D.J. Hall.
- Shaun Rutherford completed 17 of his 26 passes for a season-best 243 yards and three touchdowns.
- The attendance of 15,028 fans ranks as the 10th highest in Bobcat Stadium history.
- Marcus Curry led the Bobcats in rushing with 123 yards on 11 carries.
- Chris Nutall gained 42 yards on four carries and scored his first collegiate touchdown.
- Darius Bolden was Texas State's top receiver with five catches for 85 yards.
- Tight end Chase Harper caught two passes for 56 yards and two TD's.
- The Bobcats had a season-best 535 yards of total offense against Lamar.
- The Bobcats' score a season-best 46 points.
- Michael Ebbitt led the defense with three sacks.
- Darryl Morris had two sacks and scored a safety, which was the first safety scored by the Bobcats since 2005.



Tim Hawkins scored three touchdowns against Lamar.



Despite Terrence Franks became the first Texas State running back to rush over 200 yards since 2003, Southeastern Louisiana scored three touchdowns in the second half to give the Lions a 38-28 victory at Strawberry Stadium.

Franks recorded the eighth-highest single season total in school history when he ran for 234 yards on 24 carries. He became the first Bobcat to rush over 200 yards since Terrell Harris ran for 246 yards against Sam Houston State on Nov. 22, 2003.

The Bobcats couldn't overcome Brian Young throwing for 349 yards and LaTruan Weary running for two touchdowns in the second half to lead Southeastern Louisiana to a 38-28 victory at Strawberry Stadium.

Franks finished the game with 234 yards and a touchdown on 24 carries to become the first Bobcat to run for 200 yards

Young completed 26 of 44 passes and ran six times for 22 yards and another touchdown. Sam Fairley led the Lions with 94 yards rushing and scored a TD on 24 carries while Weary finished the game with 33 yards on seven carries.

Texas State's Shaun Rutherford completed 12 of his 21 passes for 172 yards and a TD and gained 54 yards on 10 carries.

Young completed 26 of 44 passes and ran six times for 22 yards and another touchdown. Sam Fairley led the Lions with 94 yards rushing and scored a TD on 24 carries while LaTruan Weary finished the game with 33 yards on seven carries.

The game opened with each team scoring 21 points in the first half, but Weary's two touchdowns combined with a career-best 45-yard field goal by Seth Sebastian allowed the Lions to out-score Texas State 17-7 in the second half en route to the victory.

Texas State scored its first touchdown when Marcus Curry scored on a five-yard run. Will Johnson's extra point tied the score at 7-7.

After the Lions scored another touchdown on a run by Fairley, Rutherford threw a 75-yard touchdown pass to Darius Bolden. Franks ran for a four-yard touchdown and Johnson added the extra point to tie the score at 21-21 at halftime.

After the Lions opened up a 38-21 game, Franks scored on a 74-yard touchdown run.

SOUTHEASTERN LOUISIANA 38, TEXAS STATE 28

Oct. 22, 2011 Strawberry Stadium, Hammond, La. Attendance: 4,137

Score by Quarters	1	2	3	4	Score
Texas State	14	7	0	7	28
Southeastern Louisiana	14	7	10	7	38

SCORING SUMMARY:

1st 10:19	SLU	Young, Brian 17 yd run (Sebastian, Seth kick), 11-75 2:58, TXST 0 - SLU 7
02:02	TXST	Curry, Marcus 5 yd run (Johnson, Will kick), 14-79 8:10, TXST 7 - SLU 7
00:52	SLU	Fairley, Sam 7 yd run (Sebastian, Seth kick), 6-45 1:10, TXST 7 - SLU 14
00:00	TXST	Bolden, Darius 75 yd pass from Rutherford, Shaun (Johnson, Will kick), 2-89 0:45, TXST 14 - SLU 14
2nd 09:40	SLU	Weary, LaTruan 7 yd run (Sebastian, Seth kick), 7-60 2:08, TXST 14 - SLU 21
01:56	TXST	Franks, Terrence 4 yd run (Johnson, Will kick), 5-77 2:25, TXST 21 - SLU 21
3rd 10:45	SLU	Weary, LaTruan 1 yd run (Sebastian, Seth kick), 13-80 4:07, TXST 21 - SLU 28
09:53	SLU	Sebastian, Seth 45 yd field goal, 4-8 0:45, TXST 21 - SLU 31
4th 12:46	SLU	Weary, LaTruan 9 yd run (Sebastian, Seth kick), 10-81 2:53, TXST 21 - SLU 38
12:27	TXST	Franks, Terrence 74 yd run (Johnson, Will kick), 1-74 0:12, TXST 28 - SLU 38

TEAM STATISTICS

	TXST	SLU
FIRST DOWNS	17	24
Rushing	11	7
Passing	6	17
Penalty	0	0
NET YARDS RUSHING	336	147
Rushing Attempts	45	39
Rushing Touchdowns	3	5
Yards Gained Rushing	362	166
Yards Lost Rushing	26	19
NET YARDS PASSING	172	349
Completions	12	26
Attempts	21	45
Interceptions	0	0
Passing Touchdowns	1	0
TOTAL OFFENSE YARDS	508	496
Total offense plays	66	84
Fumbles: No.-Lost	3-2	1-0
Penalties: No.-Yards	7-55	6-45
PUNTS-YARDS	4-152	5-211
Average Yards Per Punt	38.0	42.2
Net Yards Per Punt	38.0	38.4
Inside 20	1	2
50+ Yards	0	1
Touchbacks	0	1
Fair catch	3	3
KICKOFFS-YARDS	5-324	7-463
Average Yards Per Kickoff	64.8	66.1
Net Yards Per Kickoff	45.6	44.4
Touchbacks	0	1
Punt returns: No.-Yards-TD	1-1-0	0-0-0
Kickoff returns: No.-Yards-TD	6-132-0	4-96-0
Interceptions: No.-Yds-TD	0-0-0	0-0-0
Fumble Returns: No.-Yds-TD	0-0-0	0-0-0
Possession Time	33:28	26:32
Third-Down Conversions	4 of 14	8 of 17
Fourth-Down Conversions	1 of 4	0 of 1
Red-Zone Scores-Chances	2-3	6-8
Sacks By: Number-Yards	1-8	2-12
PAT Kicks	4-4	5-5
Field Goals	0-1	1-3

TEXAS STATE TACKLES LEADERS

Player	Solo	Ast	Total	TFL
Brian Lilly	3	10	13	1-3
Aaron Matthews	6	3	9	-
Xavier Daniels	5	3	8	-
Josh Minde	2	6	8	1-2

TEXAS STATE INDIVIDUAL STATISTICS

Rushing	No	Yds	TD	Lg
Franks, Terrence	24	234	2	74
Rutherford, Shaun	10	54	0	19
Hawkins, Tim	6	29	0	15
Curry, Marcus	4	19	1	9
Follis, Ben	1	0	0	0

Passing	Com-Att-Int	Yds	TD	Lg
Rutherford, Shaun	12-21-0	172	1	75

Receiving	No.	Yds	TD	Lg
Bolden, Darius	3	95	1	75
Battle, Isaiah	3	13	0	7
Matthews, Cody	2	12	0	7
Harper, Chase	1	29	0	29
Franks, Terrence	1	12	0	12
Garcia, Alvaro	1	8	0	8
Doll, Kyle	1	3	0	3

Punting	No.	Yds	Avg	Lg
Follis, Ben	4	152	38.0	46
Totals...	4	152	38.0	46

SOUTHEASTERN LA. INDIVIDUAL STATISTICS

Rushing	No	Yds	TD	Lg
Fairley, Sam	24	94	1	11
Weary, LaTruan	7	33	3	16
Young, Brian	6	22	1	17
Collins, Brando	1	0	0	0

Passing	Com-Att-Int	Yds	TD	Lg
Young, Brian	26-44-0	349	0	46

Receiving	No.	Yds	TD	Lg
Theodore, Kory	7	100	0	28
Collins, Brando	5	82	0	46
Yarborough, Sim	5	79	0	30
Fairley, Sam	4	27	0	12
Johnson, Dean	2	30	0	17
Weary, LaTruan	2	27	0	27
Pearson, Carl	1	4	0	4

Punting	No.	Yds	Avg	Lg
McCormick, Matt	5	211	42.2	53

GAME 8 NOTES

- Game captains were D.J. Hall, Brian Lilly, Jason McLean and Jon Vernon.
- Shaun Rutherford completed 12 of his 21 passes for 172 yards and a touchdown. Rutherford also rushed for 54 yards.
- Marcus Curry scored Texas State's first points in the game with a five-yard touchdown run.
- Rutherford connected with Darius Bolden for a 75 yard touchdown to tie the score at 14-14. It was the longest pass for the Bobcats in the 2011 season and the longest pass completion since the 2008 season.
- Terrence Franks gained 234 yards and scored two touchdowns on 24 carries for the Bobcats. It was the eighth highest rushing total overall in school history and set a Bobcat freshman record for most yards rushing in a game.
- Franks also was the first Texas State running back to rush for over 200 yards since the 2003 season.
- Brian Lilly led TXST with 13 tackles to tie a team-high during the 2011 season. Aaron Matthews finished the game with nine.
- Jason McLean registered the lone sack of the game for Texas State when he tackled Brian Young for an eight-yard loss.
- Derek Lopez recorded his longest kickoff return in 2011 with a 57-yard return in the second quarter and his second return over 50 yards.



Darius Bolden caught a 75-yard touchdown pass against the Lions.



Season In Review



Texas State football team played hard and put up a good fight, but couldn't overcome some critical mistakes as Northwestern State escaped with a 23-10 victory at Bobcat Stadium.

Texas State gave up two big plays in the opening minutes of the game when Phillip Harvey ran for a 47-yard touchdown and Louis Hollier caught a 36-yard touchdown pass from Brad Henderson to give the Demons an early 14-0 lead.

Texas State answered with just 10 minutes left to play in the first half as Terrence Franks broke loose around right end and ran for an 82-yard touchdown. Will Johnson's extra point pulled the Bobcats to within 14-7.

The Bobcats pulled to within 14-10 in the final minute of the first half when Johnson added a 47-yard field goal with 28 seconds remaining in the second quarter.

In the third quarter, Northwestern State took advantage of a fumble by Shaun Rutherford on Texas State's 27-yard line when Jo Shaughnessy kicked a 38-yard field goal to increase the Demon's lead to 13-10.

Midway through the third period, Texas State drove the ball down to Northwestern State's 13-yard line before Marcus Curry mishandled a handoff and fumbled away the football. Following a punt by the Demons, the Bobcats moved the ball down to Northwestern State's four-yard line before Rutherford fumbled and the Demons recovered to thwart another scoring opportunity by Texas State.

After the Bobcats forced a punt, they drove down to NSU's 19-yard line before Johnson missed a 36-yard field goal try.

The Demons took possession and Justin Aldredge ran for a 33-yard touchdown to give Northwestern State a 23-10 victory.

NORTHWESTERN STATE 23, TEXAS STATE 10
Oct. 29, 2011 Bobcat Stadium, San Marcos, Texas Attendance: 14,473

Score by Quarters	1	2	3	4	Score
NWLA	14	0	3	6	23
Texas State	0	10	0	0	10

SCORING SUMMARY:

1st	13:12	NWLA	Harvey, Phillip	47 yd run (Shaughnessy, Jo kick), 4-59	1:48	NWLA 7 - TXST 0
	02:44	NWLA	Hollier, Louis	36 yd pass from Henderson, Brad (Shaughnessy, Jo kick), 5-68	2:08	NWLA 14 - TXST 0
2nd	09:43	TXST	Franks, Terrence	82 yd run (Johnson, Will kick), 1-82	0:14	NWLA 14 - TXST 7
	00:28	TXST	Johnson, Will	47 yd field goal, 4-10	0:51	NWLA 14 - TXST 10
3rd	12:03	NWLA	Shaughnessy, Jo	38 yd field goal, 4-7	1:59	NWLA 17 - TXST 10
4th	04:45	NWLA	Aldredge, Justi	33 yd run (Shaughnessy, Jo kick failed), 10-80	4:22	NWLA 23 - TXST 10

TEAM STATISTICS	NWLA	TXST
FIRST DOWNS	12	17
Rushing	5	12
Passing	6	4
Penalty	1	1
NET YARDS RUSHING	154	247
Rushing Attempts	37	47
Rushing Touchdowns	2	1
Yards Gained Rushing	179	273
Yards Lost Rushing	25	26
NET YARDS PASSING	136	83
Completions		
Attempts		
Interceptions	14-25-0	15-30-1
Passing Touchdowns	1	0
TOTAL OFFENSE YARDS	290	330
Total offense plays	62	77
Fumbles: Number-Lost	1-1	3-3
Penalties: Number-Yards	9-103	8-81
PUNTS-YARDS	8-323	4-157
Average Yards Per Punt	40.4	39.2
Net Yards Per Punt	36.9	39.2
Inside 20	1	2
50+ Yards	0	0
Touchbacks	0	0
Fair catch	4	1
KICKOFFS-YARDS	5-284	3-182
Average Yards Per Kickoff	56.8	60.7
Net Yards Per Kickoff	32.0	33.7
Touchbacks	0	0
Punt returns: No.-Yards-TD	0-0-0	1-28-0
Kickoff returns: No.-Yards-TD	3-81-0	5-124-0
Interceptions: No.-Yards-TD	1-2-0	0-0-0
Fumble Returns: No.-Yards-TD	0-0-0	0-0-0
Possession Time	27:53	32:07
Third-Down Conversions	6 of 17	6 of 17
Fourth-Down Conversions	0 of 0	1 of 2
Red-Zone Scores-Chances	1-1	1-5
Sacks By: Number-Yards	1-5	2-11
PAT Kicks	2-3	1-1
Field Goals	1-1	1-4

TEXAS STATE TACKLES LEADERS

Player	Solo	Ast	Total	TFL
Josh Minde	6	2	8	1-5
Darryl Morris	2	6	8	1-1
Jason McLean	6	1	7	-
Xavier Daniels	3	2	5	-

Texas STATE INDIVIDUAL STATISTICS

Rushing	No	Yds	TD	Lg
Franks, Terrence	7	98	1	82
Curry, Marcus	17	82	0	14
Rutherford, Shaun	18	48	0	9
Bolden, Darius	2	20	0	16
Hawkins, Tim	3	-1	0	1
Totals...	47	247	1	82

Passing	Com-Att-Int	Yds	TD	Lg
Rutherford, Shaun	12-22-1	65	0	15
Arndt, Tyler	3-7-0	18	0	8

Receiving	No.	Yds	TD	Lg
Harper, Chase	4	22	0	13
Curry, Marcus	3	5	0	4
Battle, Isaiah	2	24	0	15
Bolden, Darius	2	20	0	11
Garcia, Alvaro	1	8	0	8
Miller, Bradley	1	7	0	7
Matthews, Cody	1	7	0	7
Franks, Terrence	1	-10	0	0
Totals...	15	83	0	15

Punting	No.	Yds	Avg	Lg
Follis, Ben	4	157	39.2	48

NORTHWESTERN STATE INDIVIDUAL STATISTICS

Rushing	No	Yds	TD	Lg
Harvey, Phillip	3	45	1	47
Aldredge, Justin	2	34	1	33
Henderson, Brad	12	33	0	18
Palmer, D.J.	11	25	0	6
Morris, Rumeall	7	19	0	7


Passing	Com-Att-Int	Yds	TD	Lg
Henderson, Brad	14-25-0	136	1	36

Receiving	No.	Yds	TD	Lg
Hollier, Louis	4	53	1	36
Aldredge, Justin	4	32	0	16
Palmer, D.J.	2	20	0	15
Henry, T.C.	2	20	0	10
Legendre, Brant	1	10	0	10
Morris, Rumeall	1	1	0	1

Punting	No.	Yds	Avg	Lg
Russo, Nic	8	323	40.4	48

GAME 9 NOTES

- The game captains were Tyler Arndt, Tim Hawkins, Jason McLean and Josh Minde.
- The run by Terrence Franks' 82-yard touchdown run was the longest run by a Bobcat since Stan Zwinggi had a 91-yard touchdown run against Cal Poly in the 2007 season-opener, a span of 53 games.
- The Franks' run also marked the second straight week that he had a rushing attempt over 70 yards. He also gained 74 yards on a career a week earlier at Southeastern Louisiana.
- Tight end Chase Harper caught a season-best four passes for 22 yards.
- Terrence Franks and Marcus Curry combined for 180 yards rushing on 24 carries.
- Michael Gilmore returned five kickoffs for 124 yards.
- Craig Mager also had a 28-yard punt return.
- Darryl Morris and Josh Minde tied for the team lead with eight tackles each. It was the fourth game in which Morris led the Bobcats in tackles.
- Jason McLean had seven tackles to mark his second-highest total of the 2011 season.



Michael Gilmore returned five kickoffs for 124 yards against the Demons.



In a game dictated by strong gusts of wind, Isaiah Battle returned a kickoff 93 yards for a touchdown and Texas State rallied from behind to defeat Prairie View A&M 34-26 at Bobcat Stadium.

Texas State looked to be in control early in the game as the Bobcats scored touchdowns on their first two possessions in the game. The first touchdown was scored on a five-yard run by Shaun Rutherford following Josh Minde's fumble recovery at Texas State's 45-yard line.

Texas State's next possession began at PVAMU's 36-yard line and the Bobcats took advantage as Marcus Curry scored another touchdown on an 11-yard run to give the Bobcats a 14-0 advantage.

Prairie View answered when Jerry Lovelocke completed a 17-yard pass to Spencer Nelson for a touchdown to cut the lead to 14-6.

Will Johnson kicked a 49-yard field goal to extend Texas State's lead to 17-6 at the end of the first quarter.

The Panthers scored the only points in the second quarter when Le'Darr Groover ran for a one-yard touchdown to make the score 17-13 at halftime.

Prairie View A&M took their first lead in the game when Christopher Barrick kicked a pair of field goals from 31 yards and 22 yards to give the Panthers a 19-17 lead with 2:50 remaining in the third quarter.

But, Battle took the kickoff after the second field goal and raced down the sideline for his touchdown to give Texas State a 24-19 advantage at the end of the third quarter.

The Panthers answered with another touchdown early in the fourth quarter as Fred Anderson scored on a seven yard run to give the Panthers a 26-24 lead.

But, Texas State came right back as Tim Hawkins scored a touchdown on a four-yard run to give the Bobcats a 31-26 lead and they never trailed again.

Johnson gave Texas State some breathing room when he kicked a 42-yard field goal on Texas State's next drive as the Bobcats held on for the 34-26 victory.

TEXAS STATE 34, PRAIRIE VIEW A&M 26
 Nov. 5, 2011 Bobcat Stadium, San Marcos, Texas Attendance: 14,222

Score by Quarters	1	2	3	4	Score
PVAM	6	7	6	7	26
Texas State	17	0	7	10	34

SCORING SUMMARY:

1st	10:37	TXST	Rutherford, Shaun 5 yd run (Johnson, Will kick), 8-65 3:48, PVAM 0 - TXST 7
	07:03	TXST	Curry, Marcus 11 yd run (Johnson, Will kick), 4-36 1:51, PVAM 0 - TXST 14
	05:30	PVAM	Nelson, Spencer 17 yd pass from Lovelocke, Jerry (Barrick, Christp kick failed), 6-80 1:33, PVAM 6 - TXST 14
	03:17	TXST	Johnson, Will 49 yd field goal, 5-30 2:06, PVAM 6 - TXST 17
2nd	00:10	PVAM	Groover, Le'Darr 1 yd run (Barrick, Christp kick), 11-63 2:39, PVAM 13 - TXST 17
3rd	10:26	PVAM	Barrick, Christp 31 yd field goal, 10-41 2:42, PVAM 16 - TXST 17
	02:50	PVAM	Barrick, Christp 22 yd field goal, 15-66 5:00, PVAM 19 - TXST 17
	02:37	TXST	Battle, Isaiah 93 yd kickoff return (Johnson, Will kick), PVAM 19 - TXST 24
4th	13:08	PVAM	Anderson, Fred 7 yd run (Barrick, Christp kick), 11-74 4:23, PVAM 26 - TXST 24
	10:16	TXST	Hawkins, Tim 4 yd run (Johnson, Will kick), 6-51 2:44, PVAM 26 - TXST 31
	05:33	TXST	Johnson, Will 42 yd field goal, 7-36 2:40, PVAM 26 - TXST 34

TEAM STATISTICS	PVAM	TXST
FIRST DOWNS	28	17
Rushing	17	8
Passing	7	9
Penalty	4	0
NET YARDS RUSHING	300	125
Rushing Attempts	58	40
Rushing Touchdowns	2	3
Yards Gained Rushing	331	155
Yards Lost Rushing	31	30
NET YARDS PASSING	124	206
Completions	13	16
Attempts	36	23
Interceptions	0	0
Passing Touchdowns	1	0
TOTAL OFFENSE YARDS	424	331
Total offense plays	94	63
Fumbles: No.-Lost	2-1	2-0
Penalties: No.-Yards	8-49	6-82
PUNTS-YARDS	5-160	4-126
Average Yards Per Punt	32.0	31.5
Net Yards Per Punt	31.2	24.5
Inside 20	1	0
50+ Yards	0	0
Touchbacks	0	0
Fair catch	2	0
KICKOFFS-YARDS	6-338	7-479
Average Yards Per Kickoff	56.3	68.4
Net Yards Per Kickoff	25.0	49.1
Touchbacks	0	6
Punt returns: No.-Yards-TD	2-28-0	1-4-0
Kickoff returns: No.-Yds-TD	1-15-0	6-188-1
Interceptions: No.-Yds-TD	0-0-0	0-0-0
Fumble Returns: No.-Yds-TD	0-0-0	0-0-0
Possession Time	31:39	28:21
Third-Down Conversions	12 of 22	5 of 13
Fourth-Down Conversions	0 of 1	0 of 2
Red-Zone Scores-Chances	5-5	3-3
Sacks By: Number-Yards	2-9	3-18
PAT Kicks	2-3	4-4
Field Goals	2-3	2-2

TEXAS STATE TACKLES LEADERS

Player	Solo	Ast	Total	TFL
Daniels, Xavier	8	2	10	1-4
Ward, Jonathan	7	1	8	2-4
Minde, Josh	6	1	7	1-8

Texas STATE INDIVIDUAL STATISTICS

Rushing	No	Yds	TD	Lg
Curry, Marcus	9	78	1	16
Franks, Terrence	16	56	0	9
Hawkins, Tim	6	8	1	4
Arndt, Tyler	3	1	0	1
Team	1	-1	0	0
Rutherford, Shaun	5	-17	1	5

Passing	Com-Att-Int	Yds	TD	Lg
Arndt, Tyler	13-18-0	121	0	23
Rutherford, Shaun	3-5-0	85	0	40

Receiving	No.	Yds	TD	Lg
Harper, Chase	4	66	0	34
Bolden, Darius	4	63	0	40
Garcia, Alvaro	2	15	0	8
Erickson, Andy	2	8	0	6
Curry, Marcus	1	23	0	23
Hawkins, Tim	1	14	0	14
Doll, Kyle	1	12	0	12
Milburn, Deche	1	5	0	5

Punting	No.	Yds	Avg	Lg
Follis, Ben	4	126	31.5	44

PRAIRIE VIEW A&M INDIVIDUAL STATISTICS

Rushing	No	Yds	TD	Lg
Barnes, Jeremy	10	49	0	33
Lovelocke, Jerry	14	103	0	44
Groover, Le'Darr	19	85	1	24
Anderson, Fred	17	57	1	11
Brown, Courtney	5	29	0	12
Nelson, Spencer	3	26	0	17
Totals...	58	300	2	44

Passing	Com-Att-Int	Yds	TD	Lg
Lovelocke, Jerry	13-34-0	124	1	19

Receiving	No.	Yds	TD	Lg
Nelson, Spencer	6	50	1	17
Thurmond, Greg	4	68	0	19
Anderson, Fred	2	3	0	4
Groover, Le'Darr	1	3	0	3

Punting	No.	Yds	Avg	Lg
Jatzlau, Travis	5	160	32.0	38

GAME 10 NOTES

- Texas State's game captains were Darius Bolden, Adley Eshraghipour, Tim Hawkins and Darryl Morris.
- Shaun Rutherford scored the first touchdown in the game and completed three of his five passes for 85 yards before suffering an injury in the second quarter.
- Tyler Arndt took over for Rutherford and completed 13 of his 18 passes for 121 yards. Arndt directed the Bobcats on two touchdown drives in the fourth quarter.
- Marcus Curry led Texas State's ground attack with 78 yards and a touchdown on just nine carries.
- Isaiah Battle recorded the second-longest kickoff return in school history with a 93-yard return for a touchdown.
- Chase Harper equaled his season best of five receptions for 66 yards.
- Darius Bolden also caught four passes for 63 yards.
- Xavier Daniels also led the team in tackles with 10.
- Jonathan Ward also added a career-best eight tackles.
- Josh Minde had seven total tackles, one sack for an eight-yard loss and recovered a fumble to set up Texas State's first touchdown.
- Michael Ebbitt forced the fumble that was recovered by Minde, and had one sack for a two-yard loss to go along with five total tackles.



Isaiah Battle returned a kickoff 93 yards for a touchdown.



Season In Review



Despite forcing five turnovers and setting up another touchdown with a long kickoff return, Texas State suffered a heart-wrenching 23-22 loss at Central Arkansas on First Security Field at Estes Stadium.

The five turnovers and Michael Gilmore's 81-yard kickoff came in the first half when the Bobcats opened up a 13-7 lead.

Gilmore's kickoff return gave Texas State its first possession at UCA's 13-yard line. Three plays later, Terrence Franks scored a touchdown on one-yard run up the middle and Will Johnson added the extra point to give the Bobcats a 7-0 lead.

The Bobcats extended their lead to 13-0 when Joplo Bartu forced a fumble by UCA quarterback Nathan Dick and Michael Ebbitt picked up the loose ball and returned it 63 yards for a touchdown. The extra point failed because of a bad snap.

Central Arkansas scored its first points in the game when Nathan Dick threw a 14-yard touchdown pass to Derrick Steele. Eddie Camara kicked the extra point to cut Texas State's lead to 13-7 at halftime.

In the second half, neither team scored until Dick threw a 44-yard touchdown pass to Jesse Grandy. Carmona added the extra point to give the Bears a 14-13 lead.

However, the Bobcats came right back on the ensuing drive when Tyler Arndt threw a 15-yard pass to Cody Matthews for a touchdown to give the Bobcats a 19-14 lead with 11:28 left to play.

Central Arkansas took its second lead in the fourth quarter when Dick threw his a 12-yard touchdown pass to Thomas Hart. That give the Bears a 20-19 advantage with 6:26 left to play.

The Bobcats scored their final points in the game when Johnson kicked a 48-yard field goal to give Texas State a 22-20 lead with 4:16 left to play.

The Bears scored their game-winning points when Carmona kicked a 19-yard field goal.

Arndt finished the game completing 10 of 18 passes for 142 yards. However, he threw his only interception of the game at UCA's 32-yard line to end Texas State's hopes for a last-second field goal attempt.

CENTRAL ARKANSAS 23, TEXAS STATE 22

Nov. 12, 2011 Estes Stadium, Conway, Ark. Attendance: 7,724

Score by Quarters	1	2	3	4	Score
Texas State	13	0	0	9	22
Central Arkansas	0	7	7	9	23

SCORING SUMMARY:

1st 13:13	TXST	Franks, Terrence 1 yd run (Johnson, Will kick), 4-13 1:47, TXST 7 - UCA 0
02:51	TXST	Ebbitt, Michael 63 yd fumble recovery (Johnson, Will rush failed), TXST 13 - UCA 0
2nd 04:29	UCA	Steele, Derrick 14 yd pass from Dick, Nathan (Camara, Eddie kick), 3-72 0:42, TXST 13 - UCA 7
3rd 00:00	UCA	Grandy, Jesse 44 yd pass from Dick, Nathan (Camara, Eddie kick), 3-65 1:06, TXST 13 - UCA 14
4th 11:34	TXST	Matthews, Cody 15 yd pass from Arndt, Tyler (Arndt, Tyler pass failed), 7-75 3:21, TXST 19 - UCA 14
06:26	UCA	Hart, Thomas 12 yd pass from Dick, Nathan (Dick, Nathan pass failed), 13-84 5:02, TXST 19 - UCA 20
04:16	TXST	Johnson, Will 48 yd field goal, 5-18 1:58, TXST 22 - UCA 20
01:02	UCA	Camara, Eddie 19 yd field goal, 11-58 3:14, TXST 22 - UCA 23

TEAM STATISTICS TXST UCA

FIRST DOWNS	10	28
Rushing	4	8
Passing	5	19
Penalty	1	1
NET YARDS RUSHING	70	99
Rushing Attempts	36	30
Rushing Touchdowns	1	0
Yards Gained Rushing	101	125
Yards Lost Rushing	31	26
NET YARDS PASSING	138	457
Completions	11	35
Attempts	19	64
Interceptions	1	3
Passing Touchdowns	1	3
TOTAL OFFENSE YARDS	208	556
Total offense plays	55	94
Fumbles: No.-Lost	1-0	2-2
Penalties: No.-Yards	4-30	8-70
PUNTS-YARDS	7-270	2-55
Average Yards Per Punt	38.6	27.5
Net Yards Per Punt	34.9	27.5
Inside 20	1	0
50+ Yards	2	0
Touchbacks	1	0
Fair catch	3	1
KICKOFFS-YARDS	5-324	5-313
Average Yards Per Kickoff	64.8	62.6
Net Yards Per Kickoff	43.8	34.4
Touchbacks	0	0
Punt returns: No.-Yards-TD	0-0-0	2-6-0
Kickoff returns: No.-Yds-TD	4-141-0	4-105-0
Interceptions: No.-Yards-TD	3-7-0	1-1-0
Fumble Returns: No.-Yards-TD	1-63-1	0-0-0
Possession Time	28:15	31:40
Third-Down Conversions	4 of 14	7 of 19
Fourth-Down Conversions	0 of 0	2 of 5
Red-Zone Scores-Chances	2-3	3-3
Sacks By: Number-Yards	2-19	2-8
PAT Kicks	1-1	2-2
Field Goals	1-3	1-2

TEXAS STATE TACKLES LEADERS

Player	Solo	Ast	Total	TFL
Craig Mager	7	3	10	-
Darryl Morris	6	4	10	2-2
Brian Lilly	3	2	5	-
Xavier Daniels	2	3	5	-

TEXAS STATE INDIVIDUAL STATISTICS

Rushing	No	Yds	TD	Lg
Curry, Marcus	8	36	0	13
Franks, Terrence	13	28	1	10
Battle, Isaiah	1	8	0	8
Arndt, Tyler	3	3	0	11
Nutall, Chris	1	2	0	2
Passing	Com-Att-Int	Yds	TD	Lg
Arndt, Tyler	10-18-1	142	1	46
Hawkins, Tim	1-1-0	-4	0	0
Receiving	No.	Yds	TD	Lg
Battle, Isaiah	4	34	0	20
Bolden, Darius	2	58	0	46
Harper, Chase	2	19	0	16
Curry, Marcus	2	12	0	8
Matthews, Cody	1	15	1	15

Punting	No.	Yds	Avg	Lg
Follis, Ben	6	230	38.3	52
Arndt, Tyler	1	40	40.0	40

CENTRAL ARKANSAS INDIVIDUAL STATISTICS

Rushing	No	Yds	TD	Lg
Hinton, Jackie	14	56	0	21
Dick, Nathan	10	31	0	17
Bobo, Terence	3	8	0	4
Blackmon, Antho	2	5	0	5

Passing	Com-Att-Int	Yds	TD	Lg
Dick, Nathan	35-64-3	457	3	63

Receiving	No.	Yds	TD	Lg
Jackson, Isaiah	7	82	0	25
Steele, Derrick	6	67	1	14
Grandy, Jesse	5	79	1	44
Hinton, Jackie	5	51	0	18
Bobo, Terence	4	75	0	63
Lewis, Dezmin	3	42	0	24
Croom, Dominiqu	2	18	0	12
Soft, Brett	1	19	0	19
Adams, TJ	1	12	0	12
Hart, Thomas	1	12	1	12

Punting	No.	Yds	Avg	Lg
Buford, Kevin	2	55	27.5	45

GAME 11 NOTES

- Texas State's game captains were Adley Eshraghipour, Steven Kenney, Josh Minde and Shaun Rutherford.
- Tyler Arndt made his first start of the season at quarterback and completed 10 of his 18 passes for 142 yards with one touchdown and one interception.
- Terrence Franks scored his ninth touchdown of the season on a one-yard run for Texas State's first TD in the game.
- Isaiah Battle led the Bobcats with four receptions and 34 yards.
- The Bobcats were held to just 70 yards rushing for their the lowest amount of the season.
- Cody Matthews recorded his first career touchdown catch on a 15-yard pass from Tyler Arndt.
- Texas State recorded a season-high three interceptions with Xavier Daniels, Joplo Bartu, and Aaron Matthews each recording one each.
- Michael Ebbitt returned a fumble 63 yards for a touchdown. It was the fourth-longest fumble return in school history.
- Ben Follis recorded a 52-yard punt for the Bobcats and pinned Central Arkansas inside their 20-yard line once.
- Michael Gilmore recorded an 81-yard kickoff return.



Michael Ebbitt returned a fumble 63 yards for a touchdown.



Season In Review



Texas State put up a valiant effort for three quarters, but No. 2 Sam Houston State scored 16 unanswered points in the fourth quarter to pull away with a 36-14 victory at Bobcat Stadium.

The Bearkats jumped out to an early 17-0 lead before the Bobcats climbed back into contention.

Texas State scored its first points in the game on its final drive in the second quarter when Tyler Arndt completed a nine-yard touchdown pass to Darius Bolden and Will Johnson added the extra point to make the score 17-7 at halftime.

The Bobcats continued their rally on their first drive of the second half when Arndt hit Isaiah Battle for a 15-yard touchdown pass. Johnson kicked extra point to make the score 17-14 with 10:09 left to play in the third quarter.

The Bearkats extended their lead to 20-14 on their next possession when Craig Alaniz kicked a 27-yard field goal with 4:42 left in the quarter.

Sam Houston had the ball in scoring position on its next two possessions following a fumble by Marcus Curry, but couldn't take advantage as Texas State's defense force a punt on the first time and Jamie Clavell-Head intercepted Brian Bell's pass on the line and returned it to Texas State's 30-yard line.

After not converting on Texas State's first two turnovers, the Bearkats were able to cash in the third time after Tyler Arndt fumbled a snap on the Bobcats' ensuing possession following Clavell-Head's interception.

This time, Tim Flanders scored a touchdown on a two-yard run to give the Bearkats a 26-14 lead.

The Bobcats tried to make a comeback when they moved the ball down to Sam Houston's State's 30-yard line on their next possession. However, Johnson's 47-yard field was blocked by Preston Sanders.

Sam Houston took over at Texas State's 48-yard line and drove down the field for another touchdown as Ryan Wilson ran for a 13-yard TD and Alaniz added the extra point to put the game away at 33-14.

Alaniz scored the final points in the game with a 20-yard field goal with 47 seconds left to play.

#2 SAM HOUSTON STATE 36, TEXAS STATE 14

Nov. 19, 2011 Bobcat Stadium, San Marcos, Texas Attendance: 15,613

Score by Quarters	1	2	3	4	Score
Sam Houston State	10	7	3	16	36
Texas State	0	7	7	0	14

SCORING SUMMARY:

1st	13:10	SHSU	Flanders, Tim	32 yd run (Alaniz, Craig kick), 2-41 0:46, SHSU 7 - TXST 0
	05:27	SHSU	Alaniz, Craig	35 yd field goal, 10-58 4:28, SHSU 10 - TXST 0
2nd	14:47	SHSU	Williams, Torra	28 yd pass from Bell, Brian (Alaniz, Craig kick), 9-64 4:31, SHSU 17 - TXST 0
	00:30	TXST	Bolden, Darius	9 yd pass from Arndt, Tyler (Johnson, Will kick), 4-32 1:01, SHSU 17 - TXST 7
3rd	10:09	TXST	Battle, Isaiah	15 yd pass from Arndt, Tyler (Johnson, Will kick), 6-39 3:02, SHSU 17 - TXST 14
	05:35	SHSU	Alaniz, Craig	27 yd field goal, 9-70 4:34, SHSU 20 - TXST 14
4th	14:24	SHSU	Flanders, Tim	2 yd run (Bell, Brian pass failed), 4-28 1:19, SHSU 26 - TXST 14
	05:35	SHSU	Wilson, Ryan	13 yd run (Alaniz, Craig kick), 6-48 4:00, SHSU 33 - TXST 14
	00:51	SHSU	Alaniz, Craig	20 yd field goal, 6-38 3:16, SHSU 36 - TXST 14

TEAM STATISTICS SHSU TXST

FIRST DOWNS	19	14
Rushing	10	6
Passing	6	7
Penalty	3	1
NET YARDS RUSHING	231	83
Rushing Attempts	46	29
Rushing Touchdowns	3	0
Yards Gained Rushing	258	109
Yards Lost Rushing	27	26
NET YARDS PASSING	137	153
Completions	9	12
Attempts	21	31
Interceptions	1	0
Passing Touchdowns	1	2
TOTAL OFFENSE YARDS	368	236
Total offense plays	67	60
Average Gain Per Play	5.5	3.9
Fumbles: No.-Lost	1-1	4-2
Penalties: No.-Yards	4-40	8-65
PUNTS-YARDS	4-130	6-230
Average Yards Per Punt	32.5	38.3
Net Yards Per Punt	27.8	32.5
Inside 20	1	1
50+ Yards	0	0
Touchbacks	0	0
Fair catch	1	3
KICKOFFS-YARDS	8-501	3-205
Average Yards Per Kickoff	62.6	68.3
Net Yards Per Kickoff	43.4	49.3
Touchbacks	0	2
Punt returns: No.-Yards-TD	3-35-0	2-19-0
Kickoff returns: No.-Yards-TD	1-17-0	8-154-0
Interceptions: No.-Yards-TD	0-0-0	1-3-0
Fumble Returns: No.-Yards-TD	0-0-0	0-0-0
Possession Time	35:14	24:46
Third-Down Conversions	4 of 16	3 of 13
Fourth-Down Conversions	1 of 1	0 of 2
Red-Zone Scores-Chances	5-5	2-3
Sacks By: Number-Yards	2-4	2-13
PAT Kicks	3-3	2-2
Field Goals	3-3	0-2

TEXAS STATE TACKLES LEADERS

Player	Solo	Ast	Total	TFL
Daniels, Xavier	8	2	10	1-4
Ward, Jonathan	7	1	8	2-4
Minde, Josh	6	1	7	1-8

TEXAS STATE INDIVIDUAL STATISTICS

Rushing	No	Yds	TD	Lg
Franks, Terrence	12	71	0	22
Curry, Marcus	8	8	0	5
Arndt, Tyler	7	4	0	7
Hawkins, Tim	1	3	0	3

Passing	Com-Att-Int	Yds	TD	Lg
Arndt, Tyler	12-31-0	153	2	41

Receiving	No.	Yds	TD	Lg
Battle, Isaiah	4	82	1	41
Curry, Marcus	2	22	0	17
Bolden, Darius	2	20	1	11
Franks, Terrence	2	1	0	4
Miller, Bradley	1	22	0	22
Garcia, Alvaro	1	6	0	6

Punting	No.	Yds	Avg	Lg
Follis, Ben	6	230	38.3	48

SAM HOUSTON STATE INDIVIDUAL STATISTICS

Rushing	No	Yds	TD	Lg
Flanders, Tim	17	132	2	32
Sincere, Richar	9	55	0	33
Wilson, Ryan	7	21	1	13
Williams, Torra	2	17	0	14
Blanton, Keith	1	5	0	5
Hill, Keyshawn	1	2	0	2
Bell, Brian	8	1	0	9


Passing	Com-Att-Int	Yds	TD	Lg
Bell, Brian	9-21-1	137	1	28

Receiving	No.	Yds	TD	Lg
Williams, Torra	3	39	1	28
Blanton, Keith	2	18	0	11
Sincere, Richar	1	28	0	28
Miller, Emory	1	25	0	25
Flanders, Tim	1	20	0	20
Pride, Melvis	1	7	0	7

Punting	No.	Yds	Avg	Lg
Foster, Matt	3	108	36.0	40
Bell, Brian	1	22	22.0	22

GAME 12 NOTES

- The Bobcats elected Darius Bolden, D.J. Hall, Darryl Morris and Shaun Rutherford as season captains prior to the Sam Houston State game. They served as game captains for the final contest of the 2011 season.
- Texas State's attendance of 15,613 was the 5th largest crowd recorded at Bobcat Stadium and the 2nd largest crowd to see a game in the 2011 season. It also marked the first time in school history that the Bobcats played in front of a home crowd over 15,000 four times during the same season.
- The contest also was the final game for seniors Cedric Alexander, Darius Bolden, Michael Chambers, Michael Ebbitt, Chimoa Emuka, Ben Follis, Alvaro Garcia, D.J. Hall, Matt Harris, Charles Holmes, Bryan Iwuiji, Ron Jackson, Steven Kenney, Derek Lopez, Josh Minde, Corey Scott and Jon Vernon.
- Tyler Arndt started his second straight game at quarterback and threw for 153 yards and two touchdowns.
- Darius Bolden caught one of Arndt's touchdown passes with a nine-yard reception.
- Isaiah Battle caught the second with a 15-yard catch. It was his team-leading fifth TD reception of the season.
- Battle led the team with four receptions for 82 yards and a touchdown.
- Xavier Daniels set up Texas State's first touchdown with a fumble recovery.
- Jaime Clavell-Head recorded his first career interception in the third quarter.



One of Texas State's cocaptains for 2011, Darius Bolden caught a touchdown pass.



Season In Review

2011 GAME RESULTS

DATE	OPPONENT	SCORE	OVERALL	TIME	ATTENDANCE
Sept. 03	at Texas Tech	L 10-50	0-1-0	3:05	51792
Sept. 10	at Wyoming	L 10-45	0-2-0	2:59	23248
Sept. 17	TARLETON STATE	W 38-28	1-2-0	3:11	15800
Sept. 24	at #22 Stephen F. Austin	W 35-26	2-2-0	3:27	9145
Oct. 01	NICHOLLS	W 38-12	3-2-0	3:04	15502
Oct. 08	at #15 McNeese	W 21-14	4-2-0	2:30	12194
Oct. 15	LAMAR	W 46-21	5-2-0	2:57	15028
Oct. 22	at Southeastern Louisiana	L 28-38	5-3-0	2:48	4137
Oct. 29	NORTHWESTERN STATE	L 10-23	5-4-0	3:00	14473
Nov. 05	PRAIRIE VIEW A&M	W 34-26	6-4-0	2:56	14222
Nov. 12	at Central Arkansas	L 22-23	6-5-0	3:02	7724
Nov. 19	SAM HOUSTON STATE	L 14-36	6-6-0	2:47	15613

Home games in ALL CAPS

2011 INDIVIDUAL STATISTICS

RUSHING	GP	Att	Gain	Loss	Net	Avg	TD	Lg	Avg/G
Franks, Terrence	12	146	911	48	863	5.9	9	82	71.9
Curry, Marcus	12	127	669	32	637	5.0	3	54	53.1
Rutherford, Shaun	11	127	594	145	449	3.5	3	23	40.8
Hawkins, Tim	12	67	322	34	288	4.3	4	54	24.0
Nutall, Chris	6	17	94	23	71	4.2	1	21	11.8
Bolden, Darius	12	4	43	0	43	10.8	0	21	3.6
Arndt, Tyler	8	32	93	59	34	1.1	0	16	4.2
Battle, Isaiah	12	1	8	0	8	8.0	0	8	0.7
Lewis, Brandon	4	1	2	0	2	2.0	0	2	0.5
Follis, Ben	12	1	0	0	0	0.0	0	0	0.0
TEAM	6	6	0	51	-51	-8.5	0	0	-8.5
Total	12	529	2736	392	2344	4.4	20	82	195.3
Opponents	12	436	2360	384	1976	4.5	27	59	164.7

PASSING	G	Effic	Com-Att-Int	Pct	Yds	TD	Lg	Avg/G
Rutherford, Shaun	11	144.66	91-156-4	58.3	1227	12	75	111.5
Arndt, Tyler	8	101.22	54-105-3	51.4	576	3	46	72.0
Hawkins, Tim	12	16.60	1-4-0	25.0	-4	0	0	-0.3
Total	12	125.52	146-265-7	55.1	1799	15	75	149.9
Opponents	12	109.39	225-445-9	50.6	2820	13	63	235.0

RECEIVING	G	No.	Yds	Avg	TD	Lg	Avg/G
Bolden, Darius	12	30	473	15.8	2	75	39.4
Battle, Isaiah	12	27	368	13.6	5	50	30.7
Harper, Chase	11	20	287	14.4	3	71	26.1
Curry, Marcus	12	13	119	9.2	1	26	9.9
Garcia, Alvaro	12	10	92	9.2	0	13	7.7
Lewis, David	8	8	114	14.2	1	27	14.2
Matthews, Cody	10	8	72	9.0	1	16	7.2
Franks, Terrence	12	8	21	2.6	0	12	1.8
Doll, Kyle	12	6	97	16.2	1	34	8.1
Hawkins, Tim	12	4	43	10.8	1	19	3.6
Erickson, Andy	8	4	35	8.8	0	21	4.4
Gilmore, Michael	8	3	30	10.0	0	17	3.8
Miller, Bradley	11	2	29	14.5	0	22	2.6
Milburn, Deche	6	2	11	5.5	0	6	1.8
Amerson, Ed	7	1	8	8.0	0	8	1.1
Total	12	146	1799	12.3	15	75	149.9
Opponents	12	225	2820	12.5	13	63	235.0

2011 TEAM STATISTICS

TEAM STATISTICS	TXST	OPP			
SCORING	306	342			
Points Per Game	25.5	28.5			
FIRST DOWNS	208	246			
Rushing	115	97			
Passing	81	125			
Penalty	12	24			
RUSHING YARDAGE	2344	1976			
Yards gained rushing	2736	2360			
Yards lost rushing	392	384			
Rushing Attempts	529	436			
Average Per Rush	4.4	4.5			
Average Per Game	195.3	164.7			
TDs Rushing	20	27			
PASSING YARDAGE	1799	2820			
Comp-Att-Int	146-265-7	225-445-9			
Average Per Pass	6.8	6.3			
Average Per Catch	12.3	12.5			
Average Per Game	149.9	235.0			
TDs Passing	15	13			
TOTAL OFFENSE	4143	4796			
Total Plays	794	881			
Average Per Play	5.2	5.4			
Average Per Game	345.2	399.7			
KICK RETURNS: #-Yards	64-1443	43-1065			
PUNT RETURNS: #-Yards	24-275	18-120			
INT RETURNS: #-Yards	9-62	7-52			
KICK RETURN AVERAGE	22.5	24.8			
PUNT RETURN AVERAGE	11.5	6.7			
INT RETURN AVERAGE	6.9	7.4			
FUMBLES-LOST	33-17	16-8			
PENALTIES-Yards	90-845	75-642			
Average Per Game	70.4	53.5			
PUNTS-Yards	58-2377	59-2291			
Average Per Punt	41.0	38.8			
Net punt average	37.2	33.5			
TIME OF POSSESSION/Game	32:02	27:57			
3RD-DOWN Conversions	54/165	80/195			
3rd-Down Pct	33%	41%			
4TH-DOWN Conversions	7/22	5/18			
4th-Down Pct	32%	28%			
SACKS BY-Yards	31-225	21-104			
MISC YARDS	0	15			
TOUCHDOWNS SCORED	38	42			
FIELD GOALS-ATTEMPTS	13-24	17-24			
ON-SIDE KICKS	1-1	0-1			
RED-ZONE SCORES	(27-38) 71%	(41-46) 89%			
RED-ZONE TOUCHDOWNS	(22-38) 58%	(28-46) 61%			
PAT-ATTEMPTS	(33-33) 100%	(35-38) 92%			
ATTENDANCE	90638	108240			
Games/Avg Per Game	6/15106	6/18040			
Neutral Site Games		0/0			
SCORE BY QUARTERS	1st	2nd	3rd	4th	Total
Texas State	98	93	53	62	306
Opponents	89	51	93	109	342



Season In Review

TOTAL OFFENSE	G	Plays	Rush	Pass	Total	Avg/G
Rutherford, Shaun	11	283	449	1227	1676	152.4
Franks, Terrence	12	146	863	0	863	71.9
Curry, Marcus	12	127	637	0	637	53.1
Arndt, Tyler	8	137	34	576	610	76.2
Hawkins, Tim	12	71	288	-4	284	23.7
Nutall, Chris	6	17	71	0	71	11.8
Bolden, Darius	12	4	43	0	43	3.6
Battle, Isaiah	12	1	8	0	8	0.7
Lewis, Brandon	4	1	2	0	2	0.5
Total	12	794	2344	1799	4143	345.2
Opponents	12	881	1976	2820	4796	399.7

SCORING	TD	FGs	Kick	----- PATs -----			DXP	Saf	Pts
				Rush	Rcv	Pass			
Johnson, Will	0	13-24	33-33	0-1	0	0-0	0	0	72
Franks, Terrence	9	0-0	0-0	0-0	0	0-0	0	0	54
Battle, Isaiah	6	0-0	0-0	0-0	0	0-0	0	0	36
Hawkins, Tim	5	0-0	0-0	0-0	0	0-0	0	0	30
Curry, Marcus	4	0-0	0-0	0-0	0	0-0	0	0	24
Harper, Chase	3	0-0	0-0	0-0	0	0-0	0	0	18
Rutherford, Shaun	3	0-0	0-0	0-0	0	2-2	0	0	18
Bolden, Darius	2	0-0	0-0	0-0	0	0-0	0	0	12
Morris, Darryl	1	0-0	0-0	0-0	0	0-0	0	1	8
Lewis, David	1	0-0	0-0	0-0	1	0-0	0	0	8
Matthews, Cody	1	0-0	0-0	0-0	1	0-0	0	0	8
Ebbitt, Michael	1	0-0	0-0	0-0	0	0-0	0	0	6
Doll, Kyle	1	0-0	0-0	0-0	0	0-0	0	0	6
Nutall, Chris	1	0-0	0-0	0-0	0	0-0	0	0	6
Arndt, Tyler	0	0-0	0-0	0-0	0	0-1	0	0	0
Total	38	13-24	33-33	0-1	2	2-3	0	1	306
Opponents	42	17-24	35-38	0-0	0	0-4	0	2	342

FIELD GOALS	FG-FGA	Pct	01-19	20-29	30-39	40-49	50-99	Lg	Blk
Johnson, Will	13-24	54.2	0-0	0-0	4-8	8-15	1-1	53	1

FG SEQUENCE	Texas State	OPPONENTS
TTU	(40)	-
Wyoming	(35),32	(20)
TARLETON	(53),(42),(37)	(44),(40),(38),(26)
Stephen F. Austin	-	(38),(22)
Nicholls	(34)	(32),(47),54
McNeese	42,(39),(46)	40,38
Lamar	43,(41)	-
Southeastern La.	34	40,47,(45)
NWLA	46,42,(47),36	(38)
PVAM	(49),(42)	39,(31),(22)
Central Arkansas	45,42,(48)	39,(19)
Sam Houston State	30,47	(35),(27),(20)

Numbers in (parentheses) indicate field goal was made.

PUNTING	No.	Yds	Avg	Lg	TB	FC	I20	Blkd
Follis, Ben	53	2189	41.3	71	4	22	13	0
Rutherford, Shaun	4	148	37.0	46	0	0	4	0
Arndt, Tyler	1	40	40.0	40	1	0	0	0
Total	58	2377	41.0	71	5	22	17	0
Opponents	59	2291	38.8	60	2	19	12	2

KICKOFFS	No.	Yds	Avg	TB	OB	Retn	Net	YdLn
Johnson, Will	63	4140	65.7	17	3			
Total	63	4140	65.7	17	3	1065	43.4	26
Opponents	69	4246	61.5	4	1	1443	39.5	30

ALL PURPOSE	G	Rush	Rec	PR	KOR	IR	Tot	Avg/G
Franks, Terrence	12	863	21	0	0	0	884	73.7
Battle, Isaiah	12	8	368	0	476	0	852	71.0
Curry, Marcus	12	637	119	0	0	0	756	63.0
Lopez, Derek	11	0	0	0	528	0	528	48.0
Bolden, Darius	12	43	473	0	0	0	516	43.0
Rutherford, Shaun	11	449	0	0	0	0	449	40.8
Hawkins, Tim	12	288	43	0	0	0	331	27.6
Erickson, Andy	8	0	35	199	86	0	320	40.0
Gilmore, Michael	8	0	30	0	276	0	306	38.2
Harper, Chase	11	0	287	0	0	0	287	26.1
Doll, Kyle	12	0	97	0	23	0	120	10.0
Lewis, David	8	0	114	0	0	0	114	14.2
Garcia, Alvaro	12	0	92	0	16	0	108	9.0
Matthews, Cody	10	0	72	0	0	0	72	7.2
Nutall, Chris	6	71	0	0	0	0	71	11.8
Mager, Craig	12	0	0	49	0	0	49	4.1
Daniels, Xavier	12	0	0	0	24	14	38	3.2
Morris, Darryl	12	0	0	0	0	37	37	3.1
Arndt, Tyler	8	34	0	0	0	0	34	4.2
Miller, Bradley	11	0	29	0	0	0	29	2.6
Bartu, Joplo	10	0	0	15	0	0	15	1.5
Alexander, Cedric	6	0	0	0	14	0	14	2.3
Chase, Tyler	9	0	0	12	0	0	12	1.3
Milburn, Deche	6	0	11	0	0	0	11	1.8
Amerson, Ed	7	0	8	0	0	0	8	1.1
Matthews, Aaron	12	0	0	0	0	8	8	0.7
Clavell-Head, Jamie	11	0	0	0	0	3	3	0.3
Lewis, Brandon	4	2	0	0	0	0	2	0.5
Total	12	2344	1799	275	1443	62	5923	493.6
Opponents	12	1976	2820	120	1065	52	6033	502.8

PUNT RETURNS	No.	Yds	Avg	TD	Lg
Erickson, Andy	18	199	11.1	0	52
Mager, Craig	4	49	12.2	0	28
Bartu, Joplo	1	15	15.0	0	0
Chase, Tyler	1	12	12.0	0	0
Total	24	275	11.5	0	52
Opponents	18	120	6.7	0	25

KICK RETURNS	No.	Yds	Avg	TD	Lg
Lopez, Derek	25	528	21.1	0	57
Battle, Isaiah	20	476	23.8	1	93
Gilmore, Michael	10	276	27.6	0	81
Erickson, Andy	4	86	21.5	0	44
Doll, Kyle	2	23	11.5	0	16
Alexander, Cedric	1	14	14.0	0	14
Garcia, Alvaro	1	16	16.0	0	16
Daniels, Xavier	1	24	24.0	0	24
Total	64	1443	22.5	1	93
Opponents	43	1065	24.8	1	100



Season In Review

2011 INDIVIDUAL TACKLES LEADERS

DEFENSIVE LEADERS	GP-S	-----Tackles-----			TFL/Yds	-Sacks- No-Yards	-----Pass Def-----			----Fumbles-----		Blkd Kick	Saf
		Solo	Ast	Total			Int-Yds	BrUp	QBH	Rcv-Yds	FF		
18 Daniels, Xavier	12-12	51	26	77	1.5-5	.	3-14	5
10 Matthews, Aaron	12-5	40	25	65	1.5-9	1.0-9	2-8	.	1	1-0	1	.	.
2 Morris, Darryl	12-12	45	17	62	6.0-32	3.0-29	1-37	6	1	1-0	.	.	1
40 Minde, Josh	12-7	36	20	56	6.0-22	1.0-8	.	.	4	1-0	.	.	.
34 Lilly, Brian	12-0	26	26	52	6.5-24	1.0-11	.	1	2	.	1	.	.
25 Mager, Craig	12-12	38	13	51	1.5-4	.	1-0	12	1	.	1	.	.
31 Barto, Joplo	10-10	26	25	51	5.0-26	4.0-25	.	1	2	1-0	2	1	.
15 McLean, Jason	12-8	35	7	42	2.5-10	1.0-8	1-0	1	3	.	1	.	.
6 Iwuji, Bryan	12-7	23	15	38	5.5-28
96 Ebbitt, Michael	12-11	27	8	35	15.5-81	11.5-64	.	2	2	2-63	1	.	.
8 Iwuji, Justin	12-7	26	7	33	6.0-13	.	.	5	4	1-0	.	.	.
97 Norfleet, Jordan	12-12	14	18	32	5.5-33	2.5-23	.	1	6	.	1	.	.
71 Williams, Deshun	12-12	13	9	22	6.5-26	2.0-18	.	.	4	1-0	.	.	.
91 McColloch, Blake	12-12	12	6	18	3.0-15	1.0-11	.	4	.	.	.	1	.
99 Jackson, Ron	12-0	9	9	18	2.0-12	1.0-12	.	1	1
26 Benning, Phillip	12-1	9	6	15	.	.	.	3	1
98 Haywood, Jarrett	11-0	7	7	14	2.5-7	2.0-7	.	.	1
95 Ward, Jonathan	11-0	12	2	14	3.0-5	.	.	1
43 Clavell-Head, Jamie	12-0	3	8	11	.	.	1-3	1
41 Holmes, Charles	11-1	7	1	8	1.0-7
94 Eshraghipour, Adley	11-0	4	4	8	0.5-1
30 Harris, Matt	7-1	6	1	7	1	.	.
51 Hamilton, Drew	10-0	3	4	7	1
16 Chase, Tyler	11-0	4	3	7	1	.
27 Targun, Colby	9-0	2	4	6	0.5-1
38 Johnson, Will	12-0	5	.	5
82 Battle, Isaiah	12-8	3	.	3
19 Alexander, Cedric	6-0	2	1	3
23 Johnson, Tevron	3-1	2	1	3	.	.	.	1
42 Luna, Tomas	4-0	1	1	2
14 Lopez, Derek	11-0	2	.	2
93 Clermond, Jeff	9-0	1	1	2	1.0-1
87 Lewis, David	8-2	2	.	2
5 Garcia, Alvaro	12-5	.	2	2
21 Wiggins, Mario	5-0	1	1	2	1
24 Velliquette, Zach	5-0	.	1	1
48 Follis, Ben	12-0	1	.	1
50 Fissell, Collin	6-2	1	.	1
54 Brown, Prestin	4-0	.	1	1
80 Bolden, Darius	12-7	1	.	1
85 Miller, Bradley	11-0	1	.	1
28 Curry, Marcus	12-6	1	.	1
88 Harper, Chase	11-8	1	.	1
Total	12-0	504	280	784	83-362	31-225	9-62	45	35	8-63	9	3	1
Opponents	12-0	531	309	840	96.0-320	21-104	7-52	18	16	17-5	18	1	2

INTERCEPTION RETURNS	No.	Yds	Avg	TD	Lg
Daniels, Xavier	3	14	4.7	0	7
Matthews, Aaron	2	8	4.0	0	5
Clavell-Head, Jamie	1	3	3.0	0	3
Mager, Craig	1	0	0.0	0	0
McLean, Jason	1	0	0.0	0	0
Morris, Darryl	1	37	37.0	1	37
Total	9	62	6.9	1	37
Opponents	7	52	7.4	1	49

FUMBLE RETURNS	No.	Yds	Avg	TD	Lg
Ebbitt, Michael	1	63	63.0	1	63
Total	1	63	63.0	1	63
Opponents	1	5	5.0	0	5

2011 INDIVIDUAL GAME-BY-GAME RUSHING STATISTICS

RUSHING	No-Yds/TD	TX Tech	Wyo.	Tarleton	SFA	NICH	McN	Lamar	SELA	NWLA	PVAM	UCA	SHSU
Franks, Terrence	146-863/9	7-25/0	8-42/1	12-74/3	11-39/0	15-105/1	13-64/0	8-27/0	24-234/2	7-98/1	16-56/0	13-28/1	12-71/0
Curry, Marcus	127-637/3	19-71/1	1-5/0	15-75/0	23-128/0	3-16/0	9-6/0	11-123/0	4-19/1	17-82/0	9-78/1	8-36/0	8-8/0
Rutherford, Shaun	127-449/3	12-82/0	7-14/0	13-46/0	23-82/1	6-18/0	19-65/1	14-57/0	10-54/0	18-48/0	5-17/1	DNP	-
Hawkins, Tim	67-288/4	6-37/0	4-22/0	6-64/1	2-23/0	10-55/0	6-24/0	8-30/2	6-29/0	3-1/0	6-8/1	9-6/0	1-3/0
Nuttall, Chris	17-71/1	DNP	6-24/0	DNP	DNP	6-3/0	-	4-42/1	DNP	DNP	DNP	1-2/0	-
Bolden, Darius	4-43/0	1-21/0	-	1-2/0	-	-	-	-	-	2-20/0	-	-	-
Arndt, Tyler	32-34/0	5-20/0	8-20/0	DNP	DNP	3-13/0	DNP	3-13/0	DNP	-	3-1/0	3-3/0	7-4/0
Battle, Isaiah	1-8/0	-	-	-	-	-	-	-	-	-	-	1-8/0	-
Lewis, Brandon	1-2/0	DNP	DNP	DNP	DNP	1-2/0	DNP	DNP	DNP	DNP	-	-	-
Follis, Ben	1-0/0	-	-	-	-	-	-	-	1-0/0	-	-	-	-

2011 INDIVIDUAL GAME-BY-GAME PASSING STATISTICS

Rutherford, Shaun	A-C-I	Pct	Yds	TD	Lg	Arndt, Tyler	A-C-I	Pct	Yards	TD	Lg
Texas Tech	12-5-0	41.7	38	0	13	TTU	9-5-0	55.6	37	0	14
Wyoming	9-5-1	55.6	58	0	20	Wyoming	14-7-1	50.0	54	0	13
Tarleton State	22-11-0	50.0	106	0	34	Nicholls	6-4-0	66.7	51	0	25
Stephen F. Austin	16-10-1	62.5	241	4	71	Lamar	2-0-1	0.0	0	0	0
Nicholls	12-8-1	66.7	109	3	27	NWLA	7-3-0	42.9	18	0	8
McNeese State	11-8-0	72.7	110	1	29	PVAM	18-13-0	72.2	121	0	23
Lamar	26-17-0	65.4	243	3	34	Central Arkansas	18-10-1	55.6	142	1	46
Southeastern La.	21-12-0	57.1	172	1	75	Sam Houston State	31-12-0	38.7	153	2	41
Northwestern State	22-12-1	54.5	65	0	15	TOTALS	105-54-3	51.4	576	3	46
Prairie View A&M	5-3-0	60.0	85	0	40						
TOTALS	156-91-4	58.3	1227	12	75						

2011 INDIVIDUAL GAME-BY-GAME RECEIVING STATISTICS

RECEIVING	No-Yds/TD	TX Tech	Wyo.	Tarleton	SFA	NICH	McN	Lamar	SELA	NWLA	PVAM	UCA	SHSU
Bolden, Darius	30-473/2	2-10/0	4-49/0	1-11/0	-	2-14/0	3-48/0	5-85/0	3-95/1	2-20/0	4-63/0	2-58/0	2-20/1
Battle, Isaiah	27-368/5	2-27/0	2-18/0	-	5-131/2	2-19/1	1-11/1	2-9/0	3-13/0	2-24/0	-	4-34/0	4-82/1
Harper, Chase	20-287/3	1-4/0	2-14/0	1-3/0	2-74/1	-	DNP	3-56/2	1-29/0	4-22/0	4-66/0	2-19/0	-
Curry, Marcus	13-119/1	-	-	3-11/0	-	1-20/1	-	1-26/0	-	3-5/0	1-23/0	2-12/0	2-22/0
Lewis, David	8-114/1	1-9/0	2-18/0	1-4/0	-	3-65/1	1-18/0	-	-	DNP	DNP	DNP	DNP
Doll, Kyle	6-97/1	-	1-4/0	2-55/0	1-23/1	-	-	-	1-3/0	-	1-12/0	-	-
Garcia, Alvaro	10-92/0	-	-	1-13/0	1-11/0	2-20/0	-	1-11/0	1-8/0	1-8/0	2-15/0	-	1-6/0
Matthews, Cody	8-72/1	1-6/0	1-9/0	1-7/0	-	DNP	DNP	1-16/0	2-12/0	1-7/0	-	1-15/1	-
Hawkins, Tim	4-43/1	1-2/0	-	-	-	-	-	2-27/1	-	-	1-14/0	-	-
Erickson, Andy	4-35/0	-	-	-	-	-	2-27/0	DNP	DNP	DNP	2-8/0	DNP	-
Gilmore, Michael	3-30/0	1-9/0	DNP	DNP	DNP	1-17/0	DNP	1-4/0	-	-	-	-	-
Miller, Bradley	2-29/0	DNP	-	-	-	-	-	-	-	1-7/0	-	-	1-22/0
Franks, Terrence	8-21/0	-	-	1-2/0	1-2/0	1-5/0	-	1-9/0	1-12/0	1-10/0	-	-	2-1/0
Millburn, Deche	2-11/0	DNP	-	DNP	-	-	1-6/0	-	DNP	DNP	1-5/0	DNP	DNP
Amerson, Ed	1-8/0	1-8/0	DNP	DNP	-	-	DNP	-	DNP	-	-	DNP	-

2011 INDIVIDUAL GAME-BY-GAME PUNT RETURNS

Player	No-Yds	TX Tech	Wyo.	Tarleton	SFA	NICH	McN	Lamar	SELA	NWLA	PVAM	UCA	SHSU
Erickson, Andy	18-199	1-1	-	4-37	6-99	2-39	2-0	DNP	DNP	DNP	1-4	DNP	2-19
Mager, Craig	4-49	-	-	-	-	-	-	2-22	1-1	1-28	-	-	-
Bartu, Joplo	1-15	-	-	-	-	1-15	-	-	-	DNP	DNP	-	-
Chase, Tyler	1-12	DNP	-	1-12	DNP	-	-	DNP	-	-	-	-	-

2011 INDIVIDUAL GAME-BY-GAME KICKOFF RETURNS

Player	No-Yds	TX Tech	Wyo.	Tarleton	SFA	NICH	McN	Lamar	SELA	NWLA	PVAM	UCA	SHSU
Lopez, Derek	25-528	5-107	4-84	4-80	1-26	2-71	-	3-28	6-132	-	-	DNP	-
Battle, Isaiah	20-476	1-1	-	1-26	4-72	2-36	-	1-33	-	-	5-172	-	6-136
Gilmore, Michael	10-276	-	DNP	DNP	DNP	-	DNP	-	-	5-124	-	4-141	1-11
Erickson, Andy	4-86	-	-	1-24	-	-	3-62	DNP	DNP	DNP	-	DNP	-
Daniels, Xavier	1-24	-	1-24	-	-	-	-	-	-	-	-	-	-
Doll, Kyle	2-23	-	-	-	-	-	-	1-16	-	-	-	-	1-7
Garcia, Alvaro	1-16	-	-	-	-	-	-	-	-	-	1-16	-	-
Alexander, Cedric	1-14	-	1-14	-	-	-	DNP	DNP	DNP	DNP	DNP	DNP	-



Season In Review

2011 INDIVIDUAL GAME-BY-GAME INTERCEPTION RETURNS

Player	No-Yds	TX Tech	Wyo.	Tarleton	SFA	NICH	McN	Lamar	SELA	NWLA	PVAM	UCA	SHSU
Daniels, Xavier	3-14	-	1-0	-	-	-	1-10	-	-	-	-	1-4	-
Matthews, Aaron	2-8	-	1-5	-	-	-	-	-	-	-	-	1-3	-
McLean, Jason	1-0	-	-	-	-	-	-	-	-	-	-	1-0	-
Mager, Craig	1-0	-	-	-	1-0	-	-	-	-	-	-	-	-
Morris, Darryl	1-37	-	-	-	-	1-37	-	-	-	-	-	-	-
Clavell-Head, Jamie	1-3	-	-	-	-	-	-	-	-	-	DNP	-	1-3

FUMBLE RETURNS	No-Yds	TX Tech	Wyo.	Tarleton	SFA	NICH	McN	Lamar	SELA	NWLA	PVAM	UCA	SHSU
Ebbitt, Michael	1-63	-	-	-	-	-	-	-	-	-	-	1-63	-

INDIVIDUAL GAME-BY-GAME ALL-PURPOSE YARDS

Player	TOTAL	TX Tech	Wyo.	Tarleton	SFA	NICH	McN	Lamar	SELA	NWLA	PVAM	UCA	SHSU
Franks, Terrence	884	25	42	76	41	110	64	36	246	88	56	28	72
Battle, Isaiah	852	28	18	26	203	55	11	42	13	24	172	42	218
Curry, Marcus	756	71	-5	86	128	36	6	149	19	87	101	48	30
Lopez, Derek	528	107	84	80	26	71	-	28	132	-	-	DNP	-
Bolden, Darius	516	31	49	13	-	14	48	85	95	40	63	58	20
Rutherford, Shaun	449	82	14	46	82	18	65	57	54	48	-17	DNP	-
Hawkins, Tim	331	39	22	64	23	55	24	57	29	-1	22	-6	3
Erickson, Andy	320	1	-	37	123	39	89	DNP	DNP	DNP	12	DNP	19
Gilmore, Michael	306	9	DNP	DNP	DNP	17	DNP	4	-	124	-	141	11
Harper, Chase	287	4	14	3	74	-	DNP	56	29	22	66	19	-
Doll, Kyle	120	-	4	55	23	-	-	16	3	-	12	-	7
Lewis, David	114	9	18	4	-	65	18	-	-	DNP	DNP	DNP	DNP
Garcia, Alvaro	108	-	-	13	11	20	-	11	8	8	31	-	6
Matthews, Cody	72	6	9	7	-	DNP	DNP	16	12	7	-	15	-
Nuttall, Chris	71	DNP	24	DNP	DNP	3	-	42	DNP	DNP	DNP	2	-
Mager, Craig	49	-	-	-	-	-	-	22	-1	28	-	-	-
Daniels, Xavier	38	-	24	-	-	-	10	-	-	-	-	4	-
Morris, Darryl	37	-	-	-	-	37	-	-	-	-	-	-	-
Arndt, Tyler	34	20	-20	DNP	DNP	13	DNP	13	DNP	-	1	3	4
Miller, Bradley	29	DNP	-	-	-	-	-	-	-	7	-	-	22
Bartu, Joplo	15	-	-	-	-	15	-	-	-	DNP	DNP	-	-
Alexander, Cedric	14	-	14	-	-	-	DNP	DNP	DNP	DNP	DNP	DNP	-
Chase, Tyler	12	DNP	-	12	DNP	-	-	DNP	-	-	-	-	-
Milburn, Deche	11	DNP	-	DNP	-	-	6	-	DNP	DNP	5	DNP	DNP
Amerson, Ed	8	8	DNP	DNP	-	-	DNP	-	DNP	-	-	DNP	-
Matthews, Aaron	8	-	5	-	-	-	-	-	-	-	-	3	-
Clavell-Head, Jamie	3	-	-	-	-	-	-	-	-	-	DNP	-	3
Lewis, Brandon	2	DNP	DNP	DNP	DNP	2	DNP	DNP	DNP	DNP	-	-	-

2011 TEXAS STATE'S INDIVIDUAL GAME-BY-GAME LEADERS

Date	Opponent	Score	Rushing Yards (Att-Yds-TD)	Passing (Com.-Att-Yds-TD)	Receiving Yards (Rec-Yds-TD)	Tackles
Sept. 3	at Texas Tech	L 10-50	Rutherford, Shaun (12-82-0)	Rutherford, Shaun (5-12-0-38-0)	Battle, Isaiah (2-27-0)	Morris, Darryl (7)
Sept. 10	at Wyoming	L 10-45	Franks, Terrence (8-42-1)	Rutherford, Shaun (5-9-1-58-0)	Bolden, Darius (4-49-0)	Matthews, Aaron (13)
Sept. 17	Tarleton State	W 38-28	Curry, Marcus (15-75-0)	Rutherford, Shaun (11-22-0-106-0)	Doll, Kyle (2-55-0)	Minde, Josh & Daniels, Xavier (7)
Sept. 24	at Stephen F. Austin	W 35-26	Curry, Marcus (23-128-0)	Rutherford, Shaun (10-16-1-241-4)	Battle, Isaiah (5-131-2)	Morris, Darryl (9)
Oct. 1	Nicholls	W 38-12	Franks, Terrence (15-105-1)	Rutherford, Shaun (8-12-1-109-3)	Lewis, David (3-65-1)	Bartu, Joplo (9)
Oct. 8	at McNeese State	W 21-14	Rutherford, Shaun (19-65-1)	Rutherford, Shaun (8-11-0-110-1)	Bolden, Darius (3-48-0)	McLean, Jason & Daniels, Xavier (8)
Oct. 15	Lamar	W 46-21	Curry, Marcus (11-123-0)	Rutherford, Shaun (17-26-0-243-3)	Bolden, Darius (5-85-0)	Morris, Darryl (5)
Oct. 22	at Southeastern La.	L 28-38	Franks, Terrence (24-234-2)	Rutherford, Shaun (12-21-0-172-1)	Bolden, Darius (3-95-1)	Lilly, Brian (13)
Oct. 29	Northwestern State	L 10-23	Franks, Terrence (7-98-1)	Rutherford, Shaun (12-22-1-65-0)	Harper, Chase (4-22-0)	Morris, Darryl & Minde, Josh (8)
Nov. 5	Prairie View A&M	W 34-26	Curry, Marcus (9-78-1)	Arndt, Tyler (13-18-0-121-0)	Harper, Chase (4-63-0)	Daniels, Xavier (10)
Nov. 12	at Central Arkansas	L 22-23	Curry, Marcus (8-36-0)	Arndt, Tyler (10-18-1-142-1)	Battle, Isaiah (4-34-0)	Mager, Craig & Morris, Darryl (10)
Nov. 19	Sam Houston State	L 14-36	Franks, Terrence (12-71-0)	Arndt, Tyler (12-31-0-153-2)	Battle, Isaiah (4-82-1)	Lilly, Brian (8)

2011 INDIVIDUAL GAME-BY-GAME TACKLES STATISTICS

TOTAL TACKLES	UA-A	TOT	TX Tech	Wyo.	Tarleton	SFA	NICH	McN	Lamar	SELA	NWLA	PVAM	UCA	SHSU
Daniels, Xavier	51-26	77	4-1	8-3	5-2	4-1	4-1	3-5	3-1	5-3	3-2	8-2	2-3	2-2
Morris, Darryl	45-17	62	6-1	2-0	3-0	5-4	2-0	5-1	3-2	3-2	6-2	1-1	6-4	3-0
Matthews, Aaron	37-23	60	1-1	9-4	2-2	2-6	3-0	3-3	2-2	6-3	1-1	5-1	-	3-0
Minde, Josh	36-20	56	1-0	6-2	5-2	1-2	1-1	3-3	2-0	2-6	6-2	6-1	1-0	2-1
Lilly, Brian	26-26	52	1-0	0-2	1-0	0-1	1-4	2-3	3-0	3-10	1-1	4-2	3-2	7-1
Bartu, Joplo	26-25	51	3-0	2-3	3-1	4-4	5-4	0-6	2-2	1-2	DNP	DNP	3-1	3-2
Mager, Craig	38-13	51	4-0	4-2	3-0	6-1	1-0	2-2	1-2	3-2	2-1	5-0	7-3	-
McLean, Jason	35-7	42	4-0	4-0	1-0	-	1-1	4-4	2-0	2-1	6-1	2-0	3-0	6-0
Iwuji, Bryan	23-15	38	2-1	1-2	2-1	0-2	3-0	0-2	2-0	1-0	3-1	4-2	3-1	2-3
Ebbitt, Michael	27-8	35	1-0	1-2	-	0-1	4-0	3-0	4-0	4-0	1-3	4-1	3-0	2-1
Iwuji, Justin	26-7	33	2-0	2-0	4-1	4-2	1-1	1-2	1-1	3-0	3-0	1-0	-	4-0
Norfleet, Jordan	14-18	32	1-0	1-0	2-1	2-3	0-2	0-2	1-3	0-3	0-2	5-1	1-0	1-1
Williams, Deshun	13-9	22	2-0	0-1	1-0	0-1	-	1-0	2-1	0-1	0-2	3-2	1-1	3-0
Jackson, Ron	9-9	18	1-0	1-0	0-1	0-1	2-0	-	0-1	2-3	1-0	1-0	1-2	0-1
McColloch, Blake	12-6	18	2-0	-	3-1	1-0	2-2	-	-	0-2	-	2-0	2-0	0-1
Benning, Phillip	9-6	15	-	1-1	-	1-1	1-1	1-0	-	0-1	-	-	3-1	2-1
Ward, Jonathan	12-2	14	DNP	-	-	-	1-0	1-0	1-0	-	2-0	7-1	0-1	-
Haywood, Jarrett	7-7	14	1-0	1-1	0-1	1-1	2-2	DNP	-	0-1	1-0	1-0	0-1	-
Clavell-Head, Jamie	3-8	11	1-0	0-1	-	1-3	-	-	-	0-3	1-0	DNP	-	0-1
Eshraghipour, Ashley	4-4	8	DNP	1-0	0-1	-	1-1	0-1	-	0-1	-	1-0	1-0	-
Holmes, Charles	7-1	8	2-0	-	DNP	-	1-0	0-1	-	-	1-0	-	2-0	1-0
Chase, Tyler	4-3	7	DNP	-	2-0	DNP	-	1-2	DNP	0-1	-	1-0	-	-
Harris, Matt	6-1	7	5-0	DNP	DNP	DNP	DNP	DNP	0-1	-	-	-	-	1-0
Hamilton, Drew	3-4	7	DNP	-	1-0	1-2	0-2	-	-	-	-	-	1-0	DNP
Targun, Colby	2-4	6	DNP	1-2	-	-	DNP	DNP	1-0	0-1	-	-	0-1	-
Johnson, Will	5-0	5	-	1-0	-	-	1-0	-	-	1-0	1-0	-	1-0	-
Rhoades, Jack	3-2	5	DNP	0-1	1-0	-	-	DNP	-	DNP	DNP	-	2-1	DNP
Johnson, Tevron	2-1	3	1-0	DNP	-	1-1	DNP	DNP	DNP	DNP	DNP	DNP	DNP	DNP
Alexander, Cedric	2-1	3	1-0	-	-	-	-	DNP	DNP	DNP	DNP	DNP	DNP	1-1
Battle, Isaiah	3-0	3	-	-	1-0	-	1-0	-	1-0	-	-	-	-	-
Garcia, Alvaro	0-2	2	-	-	-	0-2	-	-	-	-	-	-	-	-
Luna, Tomas	1-1	2	DNP	DNP	1-0	-	DNP	0-1	-	DNP	DNP	DNP	DNP	DNP
Clermond, Jeff	1-1	2	1-0	-	DNP	0-1	-	-	-	DNP	-	-	DNP	-
Lopez, Derek	2-0	2	-	-	-	-	2-0	-	-	-	-	-	DNP	-
Lewis, David	2-0	2	-	-	-	1-0	-	-	1-0	-	DNP	DNP	DNP	DNP
Wiggins, Mario	1-1	2	DNP	DNP	DNP	DNP	1-0	-	-	DNP	DNP	DNP	0-1	-
Follis, Ben	1-0	1	-	-	1-0	-	-	-	-	-	-	-	-	-
Brown, Prestin	0-1	1	-	0-1	-	DNP	-	DNP	DNP	DNP	DNP	DNP	DNP	DNP
Miller, Bradley	1-0	1	DNP	-	-	-	-	-	-	-	1-0	-	-	-
Fissell, Collin	1-0	1	1-0	-	-	-	-	DNP	-	DNP	DNP	DNP	DNP	DNP
Curry, Marcus	1-0	1	-	-	1-0	-	-	-	-	-	-	-	-	-
Harper, Chase	1-0	1	-	-	-	-	-	DNP	-	-	1-0	-	-	-
Bolden, Darius	1-0	1	-	-	1-0	-	-	-	-	-	-	-	-	-
Velliquette, Zach	0-1	1	-	DNP	DNP	DNP	-	DNP	DNP	DNP	DNP	-	0-1	-



Season In Review

2011 INDIVIDUAL GAME-BY-GAME SACKS

SACKS	UA-A	TOT	TX Tech	Wyo.	Tarleton	SFA	NICH	McN	Lamar	SELA	NWLA	PVAM	UCA	SHSU
Ebbitt, Michael	11-1	11.5	-	-	-	-	4-14	2-14	3-20	-	0.5-4	1-2	1-10	-
Bartu, Joplo	4-0	4	1-8	-	-	-	-	-	1-3	-	DNP	DNP	1-9	1-5
Morris, Darryl	3-0	3	-	-	-	-	-	-	2-21	-	-	1-8	-	-
Norfleet, Jordan	2-1	2.5	-	-	-	1-8	-	-	1-12	-	0.5-3	-	-	-
Williams, Deshun	2-0	2	-	-	1-10	-	-	-	-	-	-	-	-	1-8
Haywood, Jarrett	2-0	2	-	-	-	-	1-3	DNP	-	-	1-4	-	-	-
McLean, Jason	1-0	1	-	-	-	-	-	-	-	1-8	-	-	-	-
McColloch, Blake	1-0	1	-	-	1-11	-	-	-	-	-	-	-	-	-
Minde, Josh	1-0	1	-	-	-	-	-	-	-	-	-	1-8	-	-
Jackson, Ron	1-0	1	-	-	-	-	1-12	-	-	-	-	-	-	-
Matthews, Aaron	1-0	1	-	-	-	-	1-9	-	-	-	-	-	-	-
Lilly, Brian	1-0	1	1-11	-	-	-	-	-	-	-	-	-	-	-

2011 INDIVIDUAL GAME-BY-GAME TACKLES FOR LOSS

TACKLES FOR LOSS	UA-A	TOT	TX Tech	Wyo.	Tarleton	SFA	NICH	McN	Lamar	SELA	NWLA	PVAM	UCA	SHSU
Ebbitt, Michael	14-3	15.5	-	-	-	-	3-14	2-14	4-24	-	1-6	2-6	2-11	1.5-6
Lilly, Brian	6-1	6.5	1-11	-	1-3	-	1.5-4	-	1-2	1-3	-	-	-	1-1
Williams, Deshun	6-1	6.5	-	-	1-10	-	-	-	1.5-3	-	-	3-5	-	1-8
Morris, Darryl	6-0	6	-	-	-	-	-	-	2-21	-	1-1	1-8	2-2	-
Iwuji, Justin	6-0	6	-	1-1	2-3	-	-	1-4	1-1	-	-	-	-	1-4
Minde, Josh	4-4	6	-	1.5-1	1-3	-	-	-	-	1-2	1.5	1-8	-	0.5-3
Norfleet, Jordan	3-5	5.5	-	-	1.5-5	1-8	-	-	1-12	1-3	1-5	-	-	-
Iwuji, Bryan	4-3	5.5	1-4	0.5-1	1.5-18	-	1-3	-	-	-	1-2	-	-	0.5-0
Bartu, Joplo	5-0	5	1-8	-	-	1-1	-	-	1-3	-	DNP	DNP	1-9	1-5
McColloch, Blake	2-2	3	-	-	1.5-12	1-1	-	-	-	-	-	-	-	0.5-2
Ward, Jonathan	3-0	3	DNP	-	-	-	-	-	-	-	1-1	2-4	-	-
Haywood, Jarrett	2-1	2.5	-	-	0.5-0	-	1-3	DNP	-	-	1-4	-	-	-
McLean, Jason	2-1	2.5	-	1-1	-	-	-	-	-	1.5-9	-	-	-	-
Jackson, Ron	1-2	2	-	-	0.5-0	-	1-12	-	0.5-0	-	-	-	-	-
Matthews, Aaron	1-1	1.5	-	0.5-0	-	-	1-9	-	-	-	-	-	-	-
Daniels, Xavier	1-1	1.5	-	-	-	-	0.5-1	-	-	-	-	1-4	-	-
Mager, Craig	1-1	1.5	-	1-2	-	-	-	-	-	0.5-2	-	-	-	-
Clermond, Jeff	1-0	1	1-1	-	DNP	-	-	-	-	DNP	-	-	DNP	-
Holmes, Charles	1-0	1	-	-	DNP	-	1-7	-	-	-	-	-	-	-
Targun, Colby	0-1	0.5	DNP	0.5-1	-	-	DNP	DNP	-	-	-	-	-	-
Eshraghipour, Adley	0-1	0.5	DNP	-	0.5-1	-	-	-	-	-	-	-	-	-

2011 INDIVIDUAL GAME-BY-GAME FUMBLES FORCED AND RECOVERED

FUMBLES FORCED	No.	TX Tech	Wyo.	Tarleton	SFA	NICH	McN	Lamar	SELA	NWLA	PVAM	UCA	SHSU
Bartu, Joplo	2	-	-	-	-	1	-	-	-	DNP	DNP	1	-
Mager, Craig	1	-	-	-	-	-	-	-	-	-	-	1	-
Norfleet, J.	1	-	-	1	-	-	-	-	-	-	-	-	-
Ebbitt, Michael	1	-	-	-	-	-	-	-	-	-	1	-	-
Harris, Matt	1	1	DNP	DNP	DNP	DNP	DNP	-	-	-	-	-	-
Matthews, Aaron	1	-	-	-	-	-	-	-	1	-	-	-	-
McLean, Jason	1	-	-	-	-	-	-	-	-	1	-	-	-
Lilly, Brian	1	-	-	-	-	-	-	1	-	-	-	-	-

FUMBLES RECOVERED	No.	TX Tech	Wyo.	Tarleton	SFA	NICH	McN	Lamar	SELA	NWLA	PVAM	UCA	SHSU
Ebbitt, Michael	2	-	-	-	-	-	-	-	-	1	-	1	-
Morris, Darryl	1	1	-	-	-	-	-	-	-	-	-	-	-
Williams, D.	1	-	-	-	-	-	-	-	-	-	-	-	1
Minde, Josh	1	-	-	-	-	-	-	-	-	-	1	-	-
Bartu, Joplo	1	-	-	-	-	-	-	-	-	DNP	DNP	1	-
Iwuji, Justin	1	-	-	-	-	1	-	-	-	-	-	-	-
Matthews, Aaron	1	-	-	1	-	-	-	-	-	-	-	-	-



2011 INDIVIDUAL SINGLE GAME SUPERLATIVES

TEXAS STATE

Rushes	24	Franks, Terrence vs. Southeastern La. (Oct. 22)
Yards Rushing	234	Franks, Terrence vs. Southeastern La. (Oct. 22)
TD Rushes	3	Franks, Terrence vs Tarleton State (Sept. 17)
Long Rush	82	Franks, Terrence vs Northwestern State (Oct. 29)
Pass attempts	31	Arndt, Tyler vs Sam Houston State (Nov. 19)
Pass completions	17	Rutherford, Shaun vs Lamar (Oct. 15)
Yards Passing	243	Rutherford, Shaun vs Lamar (Oct. 15)
TD Passes	4	Rutherford, Shaun vs. Stephen F. Austin (Sept. 24)
Long Pass	75	Rutherford, Shaun vs. Southeastern La. (Oct. 22)
Receptions	5	Battle, Isaiah vs. Stephen F. Austin (Sept. 24) Bolden, Darius vs Lamar (Oct. 15)
Yards Receiving	131	Battle, Isaiah vs. Stephen F. Austin (Sept. 24)
TD Receptions	2	Battle, Isaiah vs. Stephen F. Austin (Sept. 24) Harper, Chase vs Lamar (Oct. 15)
Long Reception	75	Bolden, Darius vs. Southeastern La. (Oct. 22)
Field Goals	3	Johnson, Will vs Tarleton State (Sept. 17)
Long Field Goal	53	Johnson, Will vs Tarleton State (Sept. 17)
Punts	7	Follis, Ben vs. Wyoming (Sept. 10) Follis, Ben vs. Stephen F. Austin (Sept. 24)
Punting Avg	57.3	Follis, Ben vs. TTU (Sept. 03)
Long Punt	71	Follis, Ben vs. Wyoming (Sept. 10)
Punts inside 20	2	Rutherford, Shaun vs. TTU (Sept. 03) Follis, Ben vs. Wyoming (Sept. 10) Follis, Ben vs. McNeese (Oct. 08) Follis, Ben vs Northwestern State (Oct. 29)
Long Punt Return	52	Erickson, Andy vs. Stephen F. Austin (Sept. 24)
Long Kickoff Return	93	Battle, Isaiah vs PVAM (Nov. 5)
Tackles	13	Matthews, Aaron vs. Wyoming (Sept. 10) Lilly, Brian vs. Southeastern La. (Oct. 22)
Sacks	4	Ebbitt, Michael vs Nicholls (Oct. 1)
Tackles For Loss	4	Ebbitt, Michael vs Lamar (Oct. 15)
Interceptions	1	Matthews, Aaron vs. Wyoming (Sept. 10) Daniels, Xavier vs. Wyoming (Sept. 10) Mager, Craig vs. Stephen F. Austin (Sept. 24) Morris, Darryl vs Nicholls (Oct. 1) Daniels, Xavier vs. McNeese (Oct. 08) Matthews, Aaron vs. Central Arkansas (Nov. 12) McLean, Jason vs. Central Arkansas (Nov. 12) Daniels, Xavier vs. Central Arkansas (Nov. 12) Clavell-Head, Jamie vs Sam Houston State (Nov. 19)

OPPONENT INDIVIDUAL GAME HIGHS

Rushes	24	Fairley, Sam, Southeastern La. (Oct. 22)
Yards Rushing	132	Flanders, Tim, Sam Houston State (Nov. 19)
TD Rushes	3	Weary, LaTruan, Southeastern La. (Oct. 22)
Long Rush	59	Johnson, Jeremy, Lamar (Oct. 15)
Pass attempts	64	Attaway, Brady, Stephen F. Austin (Sept. 24) Dick, Nathan, Central Arkansas (Nov. 12)
Pass completions	35	Dick, Nathan, Central Arkansas (Nov. 12)
Yards Passing	457	Dick, Nathan, Central Arkansas (Nov. 12)
TD Passes	3	Doege, Seth, TTU (Sept. 03) Dick, Nathan, Central Arkansas (Nov. 12)
Long Pass	63	Dick, Nathan, Central Arkansas (Nov. 12)
Receptions	12	Moore, Darrin, TTU (Sept. 03)
Yards Receiving	221	Moore, Darrin, TTU (Sept. 03)
TD Receptions	1	Marquez, Brad, TTU (Sept. 03) Swindall, Tram., TTU (Sept. 03) Moore, Darrin, TTU (Sept. 03) Ward, Eric, TTU (Sept. 03) McNeil, Chris, Wyoming (Sept. 10) Green, Roddy, Tarleton State (Sept. 17) Jackson, Marcus, Lamar (Oct. 15) Hollier, Louis, Northwestern State (Oct. 29) Nelson, Spencer, PVAM (Nov. 5) Grandy, Jesse, Central Arkansas (Nov. 12) Steele, Derrick, Central Arkansas (Nov. 12) Hart, Thomas, Central Arkansas (Nov. 12) Williams, Torra, Sam Houston State (Nov. 19)
Long Reception	63	Bobo, Terence, Central Arkansas (Nov. 12)
Field Goals	4	Owens, Jerry, Tarleton State (Sept. 17)
Long Field Goal	47	Dolan, Andrew, Nicholls (Oct. 1)
Punts	8	Nelson, Drew, Stephen F. Austin (Sept. 24) Russo, Nic, Northwestern State (Oct. 29)
Punting Avg	45.6	Nelson, Drew, Stephen F. Austin (Sept. 24)
Long Punt	60	Kemps, Cory, Nicholls (Oct. 1)
Punts inside 20	2	Erleben, Ryan, TTU (Sept. 03) Nelson, Drew, Stephen F. Austin (Sept. 24) Kemps, Cory, Nicholls (Oct. 1) McCormick, Matt, Southeastern La. (Oct. 22)
Long Punt Return	25	Closner, Brando, Sam Houston State (Nov. 19)
Long Kickoff Return	100	Crawford, Graly, Stephen F. Austin (Sept. 24)
Tackles	17	Epperson, Ryan, Stephen F. Austin (Sept. 24)
Sacks	3	Jones, Corey, Wyoming (Sept. 10)
Tackles For Loss	4	Jones, Corey, Wyoming (Sept. 10) Issac, Ricky, Northwestern State (Oct. 29)
Interceptions	1	Huff, Marqueston, Wyoming (Sept. 10) Nzeocha, Mark, Wyoming (Sept. 10) Aubrey, Josh, Stephen F. Austin (Sept. 24) Madu, Chika, Nicholls (Oct. 1) Clark, Ryan, Lamar (Oct. 15) Pollard, Cashas, Northwestern State (Oct. 29) Love, Justin, Central Arkansas (Nov. 12)



Season In Review

2011 TEAM SINGLE GAME SUPERLATIVES

TEAM GAME HIGHS

Rushes	59	at Stephen F. Austin (Sept. 24)
Yards Rushing	336	at Southeastern La. (Oct. 22)
Yards Per Rush	7.5	at Southeastern La. (Oct. 22)
TD Rushes	4	vs Tarleton State (Sept. 17)
Pass attempts	31	vs Sam Houston State (Nov. 19)
Pass completions	17	vs Lamar (Oct. 15)
Yards Passing	243	vs Lamar (Oct. 15)
Yards Per Pass	14.2	at Stephen F. Austin (Sept. 24)
TD Passes	4	at Stephen F. Austin (Sept. 24)
Total Plays	77	vs Northwestern State (Oct. 29)
Total Offense	535	vs Lamar (Oct. 15)
Yards Per Play	7.7	at Southeastern La. (Oct. 22)
Points	46	vs Lamar (Oct. 15)
Sacks By	7	vs Nicholls (Oct. 1) vs Lamar (Oct. 15)
First Downs	24	vs Lamar (Oct. 15)
Penalties	14	vs Lamar (Oct. 15)
Penalty Yards	133	vs Lamar (Oct. 15)
Turnovers	5	vs Nicholls (Oct. 1)
Interceptions By	3	at Central Arkansas (Nov. 12)
Punts	8	at Stephen F. Austin (Sept. 24)
Punting Avg	48.2	at Texas Tech (Sept. 03)
Long Punt	71	at Wyoming (Sept. 10)
Punts inside 20	3	at Texas Tech (Sept. 03)
Long Punt Return	52	at Stephen F. Austin (Sept. 24)

OPPONENTS

Rushes	58	vs Prairie View A&M (Nov. 5)
Yards Rushing	382	at Wyoming (Sept. 10)
Yards Per Rush	7.6	at Wyoming (Sept. 10)
TD Rushes	5	at Wyoming (Sept. 10) & Southeastern La. (Oct. 22)
Pass attempts	65	at Stephen F. Austin (Sept. 24)
Pass completions	35	at Central Arkansas (Nov. 12)
Yards Passing	457	at Central Arkansas (Nov. 12)
Yards Per Pass	9.4	at Texas Tech (Sept. 03)
TD Passes	4	at Texas Tech (Sept. 03)
Total Plays	94	vs Prairie View A&M (Nov. 5) & at Central Arkansas (Nov. 12)
Total Offense	618	at Wyoming (Sept. 10)
Yards Per Play	7.6	at Wyoming (Sept. 10)
Points	50	at Texas Tech (Sept. 03)
Sacks By	4	at Wyoming (Sept. 10)
First Downs	28	vs Prairie View A&M (Nov. 5) & at Central Arkansas (Nov. 12)
Penalties	9	vs Nicholls (Oct. 1) & Northwestern State (Oct. 29)
Penalty Yards	103	vs Northwestern State (Oct. 29)
Turnovers	5	at Central Arkansas (Nov. 12)
Interceptions By	2	at Wyoming (Sept. 10)
Punts	8	at Stephen F. Austin (Sept. 24) & vs Northwestern State (Oct. 29)
Punting Avg	45.6	at Stephen F. Austin (Sept. 24)
Long Punt	60	vs Nicholls (Oct. 1)
Punts inside 20	2	at Texas Tech (Sept. 03) & at Stephen F. Austin (Sept. 24) vs Nicholls (Oct. 1) & at Southeastern La. (Oct. 22)
Long Punt Return	25	vs Sam Houston State (Nov. 19)

2011 TEAM GAME-BY-GAME COMPARISONS

Opponent	First Downs					Rushing			Passing		Total Offense		Return	
	Score	Total	Rush	Pass	Pen	Number-Yards	Comp-Att-Int	Yards	Plays-Yards	Yards	TO			
Texas Tech	10-50	21/24	14/7	6/16	1/1	50-256/33-157	10-21-0/25-37-0	75/348	71-331/70-505	109/37	4/1			
Wyoming	10-45	14/27	6/14	7/9	1/4	34-77/50-382	12-23-2/16-31-2	112/236	57-189/81-618	127/37	3/2			
TARLETON STATE	38-28	16/19	7/6	6/11	3/2	49-235/26-45	11-22-0/21-42-0	106/256	71-341/68-301	155/135	0/1			
Stephen F. Austin	35-26	21/20	12/2	8/16	1/2	59-272/17-66	10-17-1/32-65-1	241/353	76-513/82-419	221/287	2/1			
NICHOLLS	38-12	21/16	11/6	9/7	1/3	44-212/36-103	12-18-1/11-28-1	160/105	62-372/64-208	198/138	5/2			
McNeese	21-14	16/16	11/11	4/5	1/0	48-139/35-220	8-12-0/13-27-1	110/145	60-249/62-365	72/114	0/1			
LAMAR	46-21	24/13	13/4	10/6	1/3	48-292/29-72	17-28-1/10-24-0	243/174	76-535/53-246	99/108	1/0			
Southeastern La.	28-38	17/24	11/7	6/17	0/0	45-336/39-147	12-21-0/26-45-0	172/349	66-508/84-496	131/96	2/0			
NWLA	10-23	17/12	12/5	4/6	1/1	47-247/37-154	15-30-1/14-25-0	83/136	77-330/62-290	152/83	4/1			
PVAM	34-26	17/28	8/17	9/7	0/4	40-125/58-300	16-23-0/13-36-0	206/124	63-331/94-424	192/43	0/1			
Central Arkansas	22-23	10/28	4/8	5/19	1/1	36-70/30-99	11-19-1/35-64-3	138/457	55-208/94-556	211/112	1/5			
SAM HOUSTON STATE	14-36	14/19	6/10	7/6	1/3	29-83/46-231	12-31-0/9-21-1	153/137	60-236/67-368	176/52	2/2			
Totals	306-342	208/246	115/97	81/125	12/24	529-2344/436-1976	146-265-7/225-445-9	1799/2820	794-4143/881-4796	1843/1242	24/17			

Opponent	3rd Down		4th Down		Time of Possession		TOP	Avg	Avg	Avg	Punting		Penalties
	Conversions	Conversions	Conversions	Conversions	Possession	Margin	Yds/Rush	Yds/Pass	Yds/Play	Number-Avg	Number-Yards		
TTU	5-15/7-12	3-3/0-0	36:12/23:48	12:24	5.1/4.8	3.6/9.4	4.7/7.2	5-48.2/5-35.0	11-88/2-30				
Wyoming	2-12/11-16	0-0/0-1	30:01/29:59	0:02	2.3/7.6	4.9/7.6	3.3/7.6	7-47.9/3-21.3	5-58/5-46				
TARLETON	5-17/7-18	1-3/1-1	33:01/26:59	6:02	4.8/1.7	4.8/6.1	4.8/4.4	5-45.8/6-44.3	8-91/7-45				
Stephen F. Austin	6-16/5-18	0-2/0-2	38:37/21:23	17:14	4.6/3.9	14.2/5.4	6.8/5.1	8-38.5/8-45.6	8-59/8-75				
NICHOLLS	4-9/5-16	1-1/0-0	29:45/30:15	-0:30	4.8/2.9	8.9/3.8	6.0/3.2	1-45.0/5-44.2	10-98/9-52				
McNeese	2-11/5-13	0-1/1-3	32:27/27:33	4:54	2.9/6.3	9.2/5.4	4.2/5.9	5-42.4/3-38.3	1-5/2-27				
LAMAR	8-14/3-11	0-2/0-3	37:29/22:31	14:58	6.1/2.5	8.7/7.2	7.0/4.6	2-36.0/5-41.2	14-133/7-60				
Southeastern La.	4-14/8-17	1-4/0-1	33:28/26:32	6:56	7.5/3.8	8.2/7.8	7.7/5.9	4-38.0/5-42.2	7-55/6-45				
NWLA	6-17/6-17	1-2/0-0	32:07/27:53	4:14	5.3/4.2	2.8/5.4	4.3/4.7	4-39.2/8-40.4	8-81/9-103				
PVAM	5-13/12-22	0-2/0-1	28:21/31:39	-3:18	3.1/5.2	9.0/3.4	5.3/4.5	4-31.5/5-32.0	6-82/8-49				
Central Arkansas	4-14/7-19	0-0/2-5	28:15/31:40	-3:25	1.9/3.3	7.3/7.1	3.8/5.9	7-38.6/2-27.5	4-30/8-70				
SAM HOUSTON STATE	3-13/4-16	0-2/1-1	24:46/35:14	-10:28	2.9/5.0	4.9/6.5	3.9/5.5	6-38.3/4-32.5	8-65/4-40				
Totals	54-165/80-195	7-22/5-18	384:29/335:26	49:03	4.4/4.5	6.8/6.3	5.2/5.4	58-41.0/59-38.8	845/642				

Note: Game totals are displayed in the format TEAM/OPPONENT for each category

2011 THIRD-DOWN CONVERSIONS BY QUARTER

Opponent	Score	Overall	1st Qtr	2nd Qtr	3rd Qtr	4th Qtr	OT
Texas Tech	L 10-50	5-15 33.3%	1-5 20.0%	2-4 50.0%	1-2 50.0%	1-4 25.0%	
Wyoming	L 10-45	2-12 16.7%	1-2 50.0%	1-3 33.3%	0-3 0.0%	0-4 0.0%	
Tarleton State	W 38-28	5-17 29.4%	1-4 25.0%	1-5 20.0%	2-4 50.0%	1-4 25.0%	
Stephen F. Austin	W 35-26	6-16 37.5%	2-5 40.0%	2-4 50.0%	2-4 50.0%	0-3 0.0%	
Nicholls	W 38-12	4-9 44.4%	0-3 0.0%	0-1 0.0%	2-2 100.0%	2-3 66.7%	
McNeese State	W 21-14	2-11 18.2%	0-2 0.0%	0-3 0.0%	0-2 0.0%	2-4 50.0%	
Lamar	W 46-21	8-14 57.1%	2-2 100.0%	2-3 66.7%	1-4 25.0%	3-5 60.0%	
Southeastern Louisiana	L 28-38	4-14 28.6%	3-4 75.0%	0-2 0.0%	0-3 0.0%	1-5 20.0%	
Northwestern State	L 10-23	6-17 35.3%	2-3 66.7%	0-5 0.0%	1-4 25.0%	3-5 60.0%	
Prairie View A&M	W 34-26	5-13 38.5%	2-4 50.0%	1-3 33.3%	2-4 50.0%	0-2 0.0%	
Central Arkansas	L 22-23	4-14 28.6%	0-2 0.0%	2-6 33.3%	0-3 0.0%	2-3 66.7%	
Sam Houston State	L 14-36	3-13 23.1%	1-4 25.0%	1-4 25.0%	1-2 50.0%	0-3 0.0%	
Texas State		54-165 32.7%	15-40 37.5%	12-43 27.9%	12-37 32.4%	15-45 33.3%	0-0 0.0%
Opponents		80-195 41.0%	18-45 40.0%	11-48 22.9%	21-47 44.7%	30-55 54.5%	0-0 0.0%

2011 FOURTH-DOWN CONVERSIONS

Opponent	Score	Overall	1st Qtr	2nd Qtr	3rd Qtr	4th Qtr	OT
Texas Tech	L 10-50	3-3 100.0%	3-3 100.0%	0-0 0.0%	0-0 0.0%	0-0 0.0%	
Wyoming	L 10-45	0-0 0.0%	0-0 0.0%	0-0 0.0%	0-0 0.0%	0-0 0.0%	
Tarleton State	W 38-28	1-3 33.3%	0-1 0.0%	0-0 0.0%	0-1 0.0%	1-1 100.0%	
Stephen F. Austin	W 35-26	0-2 0.0%	0-0 0.0%	0-1 0.0%	0-0 0.0%	0-1 0.0%	
Nicholls	W 38-12	1-1 100.0%	1-1 100.0%	0-0 0.0%	0-0 0.0%	0-0 0.0%	
McNeese State	W 21-14	0-1 0.0%	0-0 0.0%	0-0 0.0%	0-0 0.0%	0-1 0.0%	
Lamar	W 46-21	0-2 0.0%	0-0 0.0%	0-0 0.0%	0-1 0.0%	0-1 0.0%	
Southeastern Louisiana	L 28-38	1-4 25.0%	0-0 0.0%	0-0 0.0%	0-1 0.0%	1-3 33.3%	
Northwestern State	L 10-23	1-2 50.0%	0-0 0.0%	0-0 0.0%	1-1 100.0%	0-1 0.0%	
Prairie View A&M	W 34-26	0-2 0.0%	0-0 0.0%	0-1 0.0%	0-1 0.0%	0-0 0.0%	
Central Arkansas	L 22-23	0-0 0.0%	0-0 0.0%	0-0 0.0%	0-0 0.0%	0-0 0.0%	
Sam Houston State	L 14-36	0-2 0.0%	0-0 0.0%	0-0 0.0%	0-0 0.0%	0-2 0.0%	
Texas State		7-22 31.8%	4-5 80.0%	0-2 0.0%	1-5 20.0%	2-10 20.0%	0-0 0.0%
Opponents		5-18 27.8%	0-3 0.0%	1-3 33.3%	1-4 25.0%	3-8 37.5%	0-0 0.0%

2011 TIME OF POSSESSION

Opponent	Score	Overall	1st Qtr	2nd Qtr	3rd Qtr	4th Qtr
Texas Tech	L 10-50	36:12	9:53	8:15	8:24	9:40
Wyoming	L 10-45	30:01	7:25	8:40	5:41	8:15
Tarleton State	W 38-28	33:01	9:41	9:53	7:10	6:17
Stephen F. Austin	W 35-26	38:37	9:58	9:28	9:25	9:46
Nicholls	W 38-12	29:45	6:47	7:49	5:02	10:07
McNeese State	W 21-14	32:27	9:03	7:37	7:27	8:20
Lamar	W 46-21	37:29	9:18	6:52	9:32	11:47
Southeastern Louisiana	L 28-38	33:28	10:52	9:11	6:57	6:28
Northwestern State	L 10-23	32:07	9:10	7:28	10:30	4:59
Prairie View A&M	W 34-26	28:21	9:12	7:42	4:41	6:46
Central Arkansas	L 22-23	28:15	4:38	10:16	7:23	5:58
Sam Houston State	L 14-36	24:46	5:28	8:35	4:22	6:21
Texas State	Total	384:29	101:25	101:46	86:34	94:44
	Avg.	32:02	8:27	8:28	7:12	7:53
Opponents	Total	335:26	78:35	78:14	93:26	85:11
	Avg.	27:57	6:32	6:31	7:47	7:05



Season In Review

2011 TEXAS STATE LONG PLAYS (20+ yards)

TEXAS STATE at TEXAS TECH

Yds. Play	Quarter
40 Will Johnson field goal	1
36 Derek Lopez kickoff return	4
20 Darius Bolden run	3

TEXAS STATE at WYOMING

Yds. Play	Quarter
35 Will Johnson field goal	1
24 Xavier Daniels kickoff return	3
24 Derek Lopez kickoff return (twice)	4
22 Derek Lopez kickoff return	1
20 Darius Bolden pass from Shaun Rutherford	1

TEXAS STATE vs. TARLETON STATE

Yds. Play	Quarter
54 Tim Hawkins run	3
53 Will Johnson field goal	1
42 Will Johnson field goal	1
37 Will Johnson field goal	1
34 Kyle Doll pass from Shaun Rutherford	3
31 Terrence Franks run	4
27 Andy Erickson punt return	4
26 Isaiah Battle kickoff return	2
21 Kyle Doll pass from Shaun Rutherford	3

TEXAS STATE at STEPHEN F. AUSTIN

Yds. Play	Quarter
71 Chase Harper pass from Shaun Rutherford	3
52 Andy Erickson punt return	2
50 Isaiah Battle pass from Shaun Rutherford	2
35 Isaiah Battle pass from Shaun Rutherford	2
37 Marcus Curry run	4
33 Marcus Curry run	3
27 Isaiah Battle pass from Shaun Rutherford	2
24 Derek Lopez kickoff return	1
24 Andy Erickson kickoff return	4
23 Andy Erickson punt return	1
23 Kyle Doll pass from Shaun Rutherford	1
22 Tim Hawkins run	2
22 Shaun Rutherford Run	4
22 Isaiah Battle kickoff return	4

TEXAS STATE vs NICHOLLS

Yds. Play	Quarter
27 David Lewis pass from Shaun Rutherford	2
25 David Lewis pass from Tyler Arndt	4
23 Terrence Franks run	2
22 Terrence Franks run	3

TEXAS STATE at McNEESE STATE

Yds. Play	Quarter
46 Will Johnson field goal	3
44 Andy Erickson kickoff return	3
29 Darius Bolden pass from Shaun Rutherford	4
23 Shaun Rutherford run	2
22 Shaun Rutherford run	1
21 Andy Erickson pass from Shaun Rutherford	1

TEXAS STATE vs LAMAR

Yds. Play	Quarter
54 Marcus Curry run	4
41 Will Johnson field goal	4
34 Chase Harper pass from Shaun Rutherford	2
33 Isaiah Battle kickoff return	3
30 Darius Bolden pass from Shaun Rutherford	2
26 Marcus Curry pass from Shaun Rutherford	3
24 Darius Bolden pass from Shaun Rutherford	4

TEXAS STATE at SOUTHEASTERN LOUISIANA

Yds. Play	Quarter
75 Darius Bolden pass from Shaun Rutherford	1
74 Terrence Franks run	4
58 Terrence Franks run	2
57 Derek Lopez kickoff return	2
29 Chase Harper pass from Shaun Rutherford	4
22 Terrence Franks run	3
20 Derek Lopez kickoff return	4
20 Derek Lopez kickoff return	3

TEXAS STATE vs NORTHWESTERN STATE

Yds. Play	Quarter
82 Terrence Franks run	2
59 Michael Gilmore kickoff return	4
28 Craig Mager punt return	2
28 Michael Gilmore kickoff return	1
20 Michael Gilmore kickoff return	3

TEXAS STATE vs PRAIRIE VIEW A&M

Yds. Play	Quarter
93 Isaiah Battle kickoff return	3
49 Will Johnson field goal	1
42 Will Johnson field goal	4
40 Darius Bolden pass from Shaun Rutherford	1
34 Chase Harper pass from Shaun Rutherford	1
24 Isaiah Battle kickoff return	3
23 Marcus Curry pass from Tyler Arndt	2
23 Isaiah Battle kickoff return	2

TEXAS STATE at CENTRAL ARKANSAS

Yds. Play	Quarter
81 Michael Gilmore kickoff return	1
63 Michael Ebbitt fumble return	1
48 Will Johnson field goal	4
46 Darius Bolden pass from Tyler Arndt	4
20 Isaiah Battle pass from Tyler Arndt	2

TEXAS STATE vs SAM HOUSTON STATE

Yds. Play	Quarter
41 Isaiah Battle pass from Tyler Arndt	2
32 Isaiah Battle kickoff return	3
22 Bradley Miller pass from Tyler Arndt	4
22 Terrence Franks run	4

2011 LONGEST PLAYS

LONGEST RUSH

82 Terrence Franks vs. Northwestern State

LONGEST PASS

75 Shaun Rutherford to Darius Bolden vs Southeastern Louisiana

LONGEST PUNT RETURN

52 Andy Erickson vs Stephen F. Austin

LONGEST KICKOFF RETURN

93 Isaiah Battle vs. Prairie View A&M (TD)

LONGEST INTERCEPTION RETURN

37 Darryl Morris vs Nicholls

LONGEST PUNT

71 Ben Follis vs Wyoming

LONGEST FIELD GOAL

53 Will Johnson vs Tarleton State

2011 BOBCAT HONOR ROLL

COLLEGE ALL-STAR GAMES

FCS Senior Scout Bowl

D.J. Hall	Offensive Line	South Team
-----------	----------------	------------

Casino Del Sol All-Star Game

D.J. Hall	Offensive Line
-----------	----------------

Michael Ebbitt	Defensive Line
----------------	----------------

FCS ALL-AMERICANS

The Sports Network

D.J. Hall	Offensive Line	Second-Team
-----------	----------------	-------------

Phil Steele.com

D.J. Hall	Offensive Guard	Third-Team
-----------	-----------------	------------

FCS INDEPENDENT

ALL-CONFERENCE FIRST-TEAM

College Sports Madness

Michael Ebbitt	Defensive Player of the Year, Def. Line
----------------	---

Jordan Norfleet	Defensive Line
-----------------	----------------

Xavier Daniels	Defensive Back
----------------	----------------

Ben Follis	Punter
------------	--------

Isaiah Battle	Wide Receiver
---------------	---------------

Terrence Franks	Running Back
-----------------	--------------

D.J. Hall	Offensive Line
-----------	----------------

Jon Vernon	Offensive Line
------------	----------------

NATIONAL PLAYER OF THE WEEK

College Football Performance Awards

Week 10	Isaiah Battle	kick returner
---------	---------------	---------------

Week 8	Terrence Franks	running back
--------	-----------------	--------------

Week 3	Will Johnson	place kicker
--------	--------------	--------------

FCS INDEPENDENT

PLAYER OF THE WEEK

College Football Performance Awards

Week 11	Michael Ebbitt	defensive lineman
---------	----------------	-------------------

Week 10	Chase Harper	tight end
---------	--------------	-----------

	Will Johnson	place kicker
--	--------------	--------------

Week 7	Shaun Rutherford	quarterback
--------	------------------	-------------

	Michael Ebbitt	defensive lineman
--	----------------	-------------------

Week 5	David Lewis	tight end
--------	-------------	-----------

	Michael Ebbitt	defensive lineman
--	----------------	-------------------

Week 4	Shaun Rutherford	quarterback
--------	------------------	-------------

	Chase Harper	tight end
--	--------------	-----------

Week 3	Ben Follis	punter
--------	------------	--------

Week 2	Ben Follis	punter
--------	------------	--------

Week 1	Ben Follis	punter
--------	------------	--------

College Sports Madness

Week 7	Shaun Rutherford	quarterback
--------	------------------	-------------

Week 6	Shaun Rutherford	quarterback
--------	------------------	-------------

Week 5	Shaun Rutherford	quarterback
--------	------------------	-------------

Week 4	Shaun Rutherford	quarterback
--------	------------------	-------------

Week 3	Terrence Franks	running back
--------	-----------------	--------------

Texas State 2011 Single Game Leaders

100-YARD RUSHING GAMES

Yds.	Player	Att-Yds-TD
234	Terrence Franks vs. Southeastern La.	24-234-2
128	Marcus Curry vs. Stephen F. Austin	23-128-0
123	Marcus Curry vs Lamar	11-123-0
105	Terrence Franks vs. Nicholls	15-105-1

THREE TOUCHDOWN RUNS

TD'S	Player	Att-Yds-TD
3	Terrence Franks vs. Tarleton	12-74-3

200-YARD PASSING GAMES

Yds.	Player	Com-Att-Int-TD
243	Shaun Rutherford vs Lamar	17-26-0-3
241	Shaun Rutherford vs. Stephen F. Austin	10-16-1-3

THREE TOUCHDOWN PASSES

TD's	Player	Att-Yds-Yds
3	Shaun Rutherford vs Lamar	17-26-243
3	Shaun Rutherford vs. S. F. Austin	10-16-241

100-YARD RECEIVING GAMES

Yds.	Player	Att-Yds-TD
131	Isaiah Battle vs. Stephen F. Austin	5-131-2

TWO TOUCHDOWN RECEPTIONS

TD's	Player	Att-Yds-TD
3	Isaiah Battle vs. Stephen F. Austin	5-131-2
2	Chase Harper vs Lamar	3-56-2

40-YARD FIELD GOALS

Yds.	Play	Quarter
53	Will Johnson vs. Tarleton State	1
49	Will Johnson vs. Prairie View A&M	1
48	Will Johnson vs. Central Arkansas	4
47	Will Johnson vs Northwestern State	2
46	Will Johnson vs McNeese State	3
42	Will Johnson vs. Prairie View A&M	4
42	Will Johnson vs. Tarleton State	2
41	Will Johnson vs. Lamar	4
40	Will Johnson at Texas Tech	1

INTERCEPTIONS

Player, Opponent	Date
Aaron Matthews at Wyoming	Sept. 10
Xavier Daniels at Wyoming	Sept. 10
Craig Mager at Stephen F. Austin	Sept. 24
Darryl Morris vs. Nicholls	Oct. 1
Xavier Daniels at McNeese State	Oct. 8
Xavier Daniels at Central Arkansas	Nov. 12
Darryl Morris at Central Arkansas	Nov. 12
Jamie Clavell-Head vs Sam Houston State	Nov. 19

10 OR MORE TACKLES

No.	Player	Opponent
13	Brian Lilly	Southeastern Louisiana
13	Aaron Matthews	Wyoming
11	Xavier Daniels	Wyoming
10	Xavier Daniels	Prairie View A&M
10	Craig Mager	Central Arkansas
10	Darryl Morris	Central Arkansas

FIVE OR MORE UNASSISTED TACKLES

No.	Player	Opponent
9	Aaron Matthews	Wyoming
8	Xavier Daniels	Wyoming
8	Aaron Matthews	Southeastern Louisiana
8	Xavier Daniels	Prairie View A&M
7	Brian Lilly	Southeastern Louisiana
7	Jonathan Ward	Prairie View A&M
7	Craig Mager	Central Arkansas
7	Brian Lilly	Sam Houston State
6	Darryl Morris	Texas Tech
6	Josh Minde	Wyoming
6	Craig Mager	Stephen F. Austin
6	Xavier Daniels	Southeastern Louisiana
6	Darryl Morris	Northwestern State
6	Josh Minde	Northwestern State
6	Jason McLean	Northwestern State
6	Josh Minde	Prairie View A&M
6	Darryl Morris	Central Arkansas
6	Jason McLean	Sam Houston State
5	Josh Minde	Tarleton State
5	Xavier Daniels	Tarleton State
5	Darryl Morris	Stephen F. Austin
5	Joplo Bartu	Nicholls
5	Ron Jackson	Southeastern Louisiana
5	Darryl Morris	Southeastern Louisiana
5	Aaron Matthews	Prairie View A&M
5	Jordan Norfleet	Prairie View A&M

FIVE OR MORE ASSISTED TACKLES

No.	Player	Opponent
6	Aaron Matthews	Stephen F. Austin
6	Joplo Bartu	McNeese State
6	Brian Lilly	Southeastern Louisiana
5	Xavier Daniels	McNeese State
5	Josh Minde	Southeastern Louisiana

TWO OR MORE SACKS

No.	Player	Opponent
4	Michael Ebbitt	Nicholls
3	Michael Ebbitt	Lamar
2	Michael Ebbitt	McNeese State
2	Darryl Morris	Lamar

LONG PUNTS (45+ YARDS)

Yds.	Play	Quarter
71	Ben Follis at Wyoming	3
68	Ben Follis at Texas Tech	4
55	Ben Follis at Texas Tech	2
53	Ben Follis vs. Tarleton State	3
52	Ben Follis at Central Arkansas	2
52	Ben Follis at Wyoming	3
51	Ben Follis at Stephen F. Austin	3
50	Ben Follis at Central Arkansas	3
49	Ben Follis at McNeese State	4
49	Ben Follis at Texas Tech	4
48	Ben Follis vs. Northwestern State	3
48	Ben Follis at McNeese State	3
48	Ben Follis at McNeese State	2
48	Ben Follis vs. Tarleton State	4
48	Ben Follis at Wyoming	2
48	Ben Follis vs Sam Houston State	3
46	Ben Follis at Southeastern Louisiana	1
46	Ben Follis at Wyoming	3
46	Shaun Rutherford at Texas Tech	3
45	Ben Follis vs. Northwestern State	2
45	Ben Follis vs. Nicholls	2
45	Ben Follis at Wyoming	4
45	Ben Follis vs. Nicholls	2

BOBCATS AT A GLANCE

Longest Win Streak	Five
Longest Losing Streak	Two
Home Record	4-2
Road Record	2-4
Day Games	1-4
Night Games	5-2
On Grass	0-0
On Turf	6-6
Scoring First	4-3
Come From Behind	4-0
Leading after the First Quarter	4-2
Trailing after the First Quarter	1-3
Tied after the First Quarter	1-1
Leading at the Half	6-3
Trailing at the Half	0-2
Tied at the Half	0-1
Leading after the Third Quarter	5-0
Trailing after the Third Quarter	1-6
Tied after the Third Quarter	0-0



Individual Records

INDIVIDUAL LONGEST PLAYS

LONGEST RUSH

92 Stan Zwinggi vs. Cal Poly Sept. 1, 2007

LONGEST PASS

91 Stan Zwinggi from Bradley George vs Sam Houston State Nov. 22, 2008
 91 Herb Wutrich from Bob Lewis vs. Texas Lutheran 1959

LONGEST PUNT RETURN

78 A.J. Johnson vs. Sam Houston State (TD) Nov. 21, 1987

LONGEST KICKOFF RETURN

103 Joe Farris vs. Stephen F. Austin (TD) 1950
 93 Isaiah Battle vs. Prairie View A&M (TD) Nov. 5, 2011

LONGEST INTERCEPTION RETURN

102 Robbie Robbinett vs. Lamar (TD) 1959

LONGEST PUNT

86 Cory Eloff vs. McNeese State Oct. 30, 2003

LONGEST FIELD GOAL

53 Will Johnson vs Tarleton State Sept. 17, 2011

INDIVIDUAL RUSHING RECORDS

MOST ATTEMPTS

Game 46 Claude Mathis vs. Jacksonville State Nov. 15, 1997
 Season 310 Claude Mathis 1997
 Career 882 Claude Mathis 1994-97

MOST YARDS RUSHING

Game 310 Claude Mathis vs. Stephen F. Austin Nov. 16, 1996
 Season 1595 Claude Mathis 1997
 Career 4694 Claude Mathis 1994-97

HIGHEST RUSHING AVERAGE PER CARRY

Season 8.30 Todd Scott (64-531 yards) 1990
 Career 7.50 Karrington Bush (332-2,489 yards) 2006-09

HIGHEST RUSHING AVERAGE PER GAME

Season 145.0 Claude Mathis 1997
 Career 107.1 Donald Wilkerson (22 games) 1993-94

INDIVIDUAL PASSING RECORDS

MOST ATTEMPTS

Game 60 Barrick Nealy vs. New Mexico Aug. 30, 2003
 Season 473 Barrick Nealy 2003
 Career 1,277 Bradley George 2006-09

MOST COMPLETIONS

Game 30 Bradley George vs. Southeastern Louisiana Oct. 10, 2009
 Bradley George vs. McNeese State Oct. 11, 2008
 Bradley George vs. Baylor Sept. 11, 2007
 Season 258 Bradley George 2009
 Career 753 Bradley George 2006-09

MOST YARDS

Game 418 Bradley George vs. Stephen F. Austin Oct. 25, 2008
 Season 3,129 Barrick Nealy 2003
 Career 9,556 Bradley George 2006-09

MOST TOUCHDOWN PASSES

Season 26 Bradley George 2008
 Career 76 Bradley George 2006-09

HIGHEST PASS COMPLETION PERCENTAGE

Season 72.0 David Longhofer (36-50-3) 1983

INDIVIDUAL TOTAL OFFENSE RECORDS

TOTAL PLAYS

Game 70 Barrick Nealy vs. New Mexico Aug. 30, 2003
 Season 606 Barrick Nealy 2003
 Career 1,479 Bradley George 2006-09

TOTAL YARDS

Game 526 Barrick Nealy vs. Georgia Southern Nov. 26, 2005
 Season 3,932 Barrick Nealy 2005
 Career 9,786 Bradley George 2006-09

HIGHEST TOTAL OFFENSE AVERAGE PER GAME

Season 286.1 Bradley George 2009
 Career 255.2 Barrick Nealy 2003-05

INDIVIDUAL RECEIVING RECORDS

RECEPTIONS

Game 12 Johnny Parker vs. Angelo State 1969
 12 James Stewart vs. Troy State Oct. 22, 1998
 Season 80 Da'Marcus Griggs 2009
 Career 160 Johnny Parker 1969-71

RECEIVING YARDS

Game 205 Da'Marcus Griggs vs. Nicholls Oct. 15, 2010
 Season 1,268 Cameron Luke 2008
 Career 2,470 Johnny Parker 1969-71

TOUCHDOWN RECEPTIONS

Season 17 Cameron Luke 2008
 Career 32 Cameron Luke 2006-08

HIGHEST RECEIVING YARDS PER GAME AVERAGE

Season 103.0 Johnny Parker 1969
 Career 82.3 Johnny Parker 1969-71

INDIVIDUAL SCORING RECORDS

MOST POINTS

Game 24 Cameron Luke vs. Stephen F. Austin Oct. 20, 2007
 24 Stan Zwinggi vs. Cal Poly Sept. 1, 2007
 24 Chase Wasson vs. Texas Southern Nov. 11, 2006
 24 Terrell Harris vs. Appalachian State Oct. 2, 2004
 24 Lee Davis vs. Arkansas-Monticello Aug. 30, 2001
 24 Claude Mathis vs. Southern Utah Oct. 12, 1996
 24 Claude Mathis vs. Southern Utah Sept. 30, 1995
 24 Ron Jacoby vs. Sam Houston State Oct. 16, 1982
 24 Eric Cobble vs. Howard Payne Oct. 9, 1982
 24 Donnie Williams vs. Howard Payne Oct. 10, 1981
 24 Don Caldwell vs. Angelo State 1968
 Season 114 David Morrison 1967
 Career 294 Claude Mathis 1994-97

MOST TOUCHDOWNS

Season 17 Cameron Luke 2008
 17 Claude Mathis 1996
 Career 49 Claude Mathis 1994-97



Individual and Team Records

INDIVIDUAL KICKING RECORDS

FIELD GOALS MADE

Game	4	Matt Wieland vs. Texas A&M-Kingsville	Sept. 14, 1995
	4	Jason Howes vs. Lamar	Nov. 4, 1989
	4	Robbie Roberson vs. McNeese State	Oct. 27, 1990
Season	14	Andrew Ireland	2008
	14	Robbie Roberson	1990
Career	36	Ray Whitehead	1991-94

FIELD GOALS ATTEMPTED

Game	5	Mike Wuest vs. Angelo State	Sept. 19, 1970
		David Wuest vs. Texas A&M-Kingsville	Nov. 18, 1972
		Jason Howes vs. Lamar	Nov. 4, 1989
Season	24	Will Johnson	2011
Career	50	Justin Martinez	1999-02

PATS MADE

Season	57	Andrew Ireland	2008
Career	142	Neal Neunhoffer	1981-84

PATS ATTEMPTED

Season	60	Stan Jones	2005
Career	157	Neal Neunhoffer	1981-84

CONSECUTIVE PATS

Career	60	Andrew Ireland	2006-07
--------	----	----------------	---------

INDIVIDUAL PUNTING RECORDS

HIGHEST PUNTING AVERAGE

Season	45.92	Chri MacDonald (49-2250)	2007
Career	42.40	Jon White	1963-66

INDIVIDUAL RETURN AVERAGES

HIGHEST KICKOFF RETURN AVERAGE (min. 10 per game)

Season	29.42	Claude Mathis (26-765)	1994
Career	26.47	Claude Mathis (45-1191)	1994-97

HIGHEST PUNT RETURN AVERAGE (min. 10 per game)

Season	17.60	Claude Mathis (20-252)	1995
Career	15.23	Bobby Graham (31-472)	1953-55

INDIVIDUAL DEFENSIVE RECORDS

MOST TACKLES

Season	175	Chad Coleman	1990
Career	484	Brad Fulks	1985-88

MOST QUARTERBACK SACKS

Career	32.0	C.J. Carroll	1997-2000
--------	------	--------------	-----------

INTERCEPTIONS

Game	3	Bobby Smith vs. East Texas State	1965
	3	Ronnie Kuhn vs. Angelo State	Nov. 5, 1977
	3	David Glasco vs. Angelo State	Nov. 6, 1982
	3	Dexter Robinson vs. Northwestern State	Nov. 2, 1985
	3	Lee Lundin vs. Rice	Sept. 27, 1986
Season	9	Lee Lundin	1986
Career	25	Mac Sauls	1964-67

INDIVIDUAL SINGLE GAME LEADERS

MOST RUSHING YARDS

1.	310	Claude Mathis vs. Stephen F. Austin	Nov. 16, 1996
2.	308	Claude Mathis, Jacksonville State	Nov. 15, 1997
3.	287	Paul Darby vs. Prairie View A&M	Oct. 7, 1978
4.	283	Lee Davis vs. Arkansas-Monticello	Aug. 30, 2001
5.	257	Monroe Daniels vs. McMurry	Oct. 2, 1971
6.	246	Terrell Harris vs. Sam Houston State	Nov. 20, 2003
7.	235	Walter Hatfield vs. Tarleton State	Oct. 6, 1973
8.	234	Terrence Franks vs Southeastern Louisiana	Oct. 22, 2011
9.	228	Claude Mathis vs. Eastern Washington	Sept. 7, 1995
10.	224	Donald Wilkerson vs. Sonoma State	Oct. 1, 1994

MOST PASSING YARDS

1.	418	Bradley George vs. Stephen F. Austin	Oct. 25, 2008
2.	400	Barrick Nealy vs. Georgia Southern	Nov. 26, 2005
3.	398	Barrick Nealy vs. Angelo State	Sept. 6, 2003
4.	384	Barrick Nealy vs. UC Davis	Sept. 20, 2003
5.	378	Barrick Nealy vs. Texas A&M	Sept. 22, 2005
6.	365	Bradley George vs. McNeese State	Oct. 11, 2008
7.	363	Ron Rittmann vs. Lamar	Sept. 10, 1988
8.	343	Eric Turner vs. North Texas	Nov. 11, 1989
9.	339	David Williams vs. Stephen F. Austin	Nov. 12, 1994
10.	337	Bradley George vs. Southeastern Louisiana	Oct. 10, 2009

MOST RECEIVING YARDS

1.	205	Da'Marcus Griggs vs. Nicholls	Oct. 15, 2010
2.	197	Terrance Hatton vs. Southern Utah	Sept. 30, 1995
3.	196	A.J. Johnson vs. Lamar	Sept. 10, 1988
4.	189	Johnny Parker vs. Sam Houston State	Oct. 24, 1970
5.	188	Mishak Rivas vs. Stephen F. Austin	Oct. 25, 2008
6.	185	Cameron Luke vs. Southeastern Louisiana	Nov. 8, 2008
7.	178	Da'Marcus Griggs vs. Sam Houston State	Nov. 21, 2009
8.	162	Cameron Luke vs. Texas Southern	Oct. 4, 2008
	162	Johnny Parker vs. McMurry	Nov. 1, 1969
10.	157	Markee White vs. Georgia Southern	Nov. 26, 2005

TEAM RECORDS

MOST RUSHING YARDS

Game	586	Prairie View A&M	Oct. 7, 1978
Season	3,205		1981

MOST RUSHING ATTEMPTS

Season	659		2005
--------	-----	--	------

HIGHEST RUSHING AVERAGE

Season	293.2		1981
--------	-------	--	------

MOST PASSING YARDS

Game	429	Stephen F. Austin	Oct. 25, 2008
Season	3,499		2008

MOST PASSES COMPLETED

Season	264		2009
--------	-----	--	------

MOST PASSES ATTEMPTED

Season	474		2003
--------	-----	--	------

MOST PASSING YARDS PER GAME

Season	288.9		2009
--------	-------	--	------



Team Records/Individual Season Leaders

MOST PLAYS

Game	97	East Texas State	Oct. 27, 1979
Season	1037		2005

MOST YARDS TOTAL OFFENSE

Game	680	Prairie View A&M	Nov. 9, 1991
Season	6,147		2005

MOST TOTAL YARDS PER PLAY

Season	6.6		2008
--------	-----	--	------

MOST FIRST DOWNS

Game	38	Jacksonville State	Nov. 14, 1998
------	----	--------------------	---------------

MOST POINTS

Game	79	Meridian	1920
Season	518		2005

HIGHEST SCORING AVERAGE

Season	37.5		1981
--------	------	--	------

MOST PUNTS

Game	11	South Florida	Sept. 11, 1999
	11	McNeese State	Oct. 13, 2001

MOST SACKS BY TEXAS STATE DEFENSE

Game	13	Nicholls	Sept. 18, 1982
------	----	----------	----------------

FEWEST RUSHING YARDS ALLOWED

Game	4	Texas Southern	Sept. 26, 2009
Season	615		1964

LOWEST RUSHING YARDS ALLOWED PER GAME

Season	63.1		1965
--------	------	--	------

FEWEST PASSING YARDS ALLOWED

Game	-4	McNeese State	Oct. 28, 1989
Season	515		1956

FEWEST PASSING YARDS ALLOWED PER GAME

Season	57.2		1956
--------	------	--	------

FEWEST TOTAL OFFENSIVE YARDS ALLOWED

Game	68	Nicholls	Oct. 7, 2000
Season	1,544		1964

LOWEST TOTAL OFFENSIVE AVERAGE PER GAME

Season	154.4		1964
--------	-------	--	------

INTERCEPTIONS BY TEXAS STATE DEFENSE

Game	6	Lamar	Sept. 14, 1982
	6	Abilene Christian	Nov. 12, 1983
Season	32		1967

FEWEST POINTS ALLOWED

Season	128	(11 games)	1983
	52	(10 games)	1946
	18	(nine games)	1930

INDIVIDUAL SINGLE SEASON LEADERS

MOST RUSHING YARDS

1.	1595	Claude Mathis	(311-1595)	1997
2.	1593	Claude Mathis	(294-1593)	1996
3.	1569	Donald Wilkerson	(302-1569)	1994
4.	1289	Claude Mathis	(244-1289)	1995
5.	1187	Roy Jackson	(202-1187)	1986
6.	1145	Reggie Rivers	(215-1145)	1990
7.	1065	Karrington Bush	(136-1065)	2008
8.	1057	Barrick Nealy	(159-1057)	2005
9.	1039	Karrington Bush	(137-1039)	2007
10.	1011	Josh Brown	(205-1011)	1972

MOST RUSHING ATTEMPTS

1.	311	Claude Mathis	(311-1595)	1997
2.	302	Donald Wilkerson	(302-1569)	1994
3.	294	Claude Mathis	(294-1593)	1996
4.	244	Claude Mathis	(244-1289)	1995
	244	Gilbert Price	(244-837)	1991
6.	237	Bronson Sanders	(237-1004)	1999
7.	229	Gilbert Price	(229-738)	1990
8.	215	Reggie Rivers	(215-1145)	1990
	215	Josh Brown	(215-945)	1970
10.	207	Bill Jones	(207-876)	1988

MOST RUSHING TDS

1.	16	Claude Mathis		1996
2.	15	Donnie Williams		1981
3.	14	Claude Mathis		1997
4.	13	Barrick Nealy		2005
	13	Josh Brown		1971
6.	12	Lee Davis		2002
	12	Josh Brown		1970
	12	Ron Jacoby		1982
	12	Nick Session		2005
	12	Todd Scott		1991

HIGHEST AVERAGE (yards/rush - minimum 50 attempts)

1.	8.30	Todd Scott	(64-531)	1990
2.	7.83	Karrington Bush	(136-1065)	2008
3.	7.58	Karrington Bush	(137-1039)	2007
4.	7.51	Monroe Daniels	(68-511)	1971
5.	7.33	Vaughn Deary	(60-440)	1980
6.	7.31	Maurice Williams	(52-380)	1992
7.	7.21	Dee White	(98-707)	1962
8.	6.72	Stan Zwinggi	(74-497)	2007
9.	6.65	Barrick Nealy	(159-1057)	2005
10.	6.57	Alvold Wilson	(53-348)	1973

MOST RUSHING YARDS/GAME (minimum 8 games)

1.	145.0	Claude Mathis	(11 games)	1997
2.	144.8	Claude Mathis	(11 games)	1996
3.	142.6	Donald Wilkerson	(11 games)	1994
4.	117.2	Claude Mathis	(11 games)	1995
5.	114.5	Reggie Rivers	(10 games)	1990
6.	112.3	Josh Brown	(9 games)	1972
7.	107.9	Roy Jackson	(11 games)	1986
8.	105.9	Bronson Sanders	(9 games)	2001
9.	96.6	Kevin Jurgaitis	(9 games)	1977
10.	94.5	Karrington Bush	(11 games)	2007
	94.5	Josh Brown	(10 games)	1970



Individual Single Season Leaders

MOST PASS ATTEMPTS

1.	473	Barrick Nealy	(240-473-17)	2003
2.	409	Bradley George	(258-409-11)	2009
3.	363	Barrick Nealy	(208-363-9)	2005
4.	348	David Williams	(186-348-13)	1995
5.	334	Bradley George	(190-334-8)	2007
6.	322	Spergon Wynn	(161-322-13)	1999
7.	301	Bradley George	(181-301-6)	2008
8.	284	Spergon Wynn	(173-284-6)	1998
9.	275	James Duncan	(134-275-10)	1970
10.	268	Ronnie Rittimann	(122-268-11)	1987

MOST PASS COMPLETIONS

1.	258	Bradley George	(258-409-11)	2009
2.	240	Barrick Nealy	(240-473-17)	2003
3.	208	Barrick Nealy	(208-363-9)	2005
4.	190	Bradley George	(190-334-8)	2007
5.	186	David Williams	(186-348-13)	1995
6.	181	Bradley George	(181-301-6)	2008
7.	173	Spergon Wynn	(173-284-6)	1998
8.	161	Spergon Wynn	(161-322-13)	1999
9.	154	David Williams	(154-255-11)	1997
10.	134	James Duncan	(134-275-10)	1970

MOST PASSING YARDS

1.	3129	Barrick Nealy	(240-473-17)	2003
2.	3121	Bradley George	(258-409-11)	2009
3.	2875	Barrick Nealy	(208-363-9)	2005
4.	2660	Bradley George	(181-301-6)	2008
5.	2389	David Williams	(186-348-13)	1995
6.	2099	Bradley George	(190-334-8)	2007
7.	1851	Spergon Wynn	(173-284-6)	1998
8.	1837	Mike Miller	(100-206-10)	1981
9.	1779	James Duncan	(134-275-10)	1970
10.	1759	David Williams	(154-255-11)	1997

MOST PASSING TDS

1.	26	Bradley George		2008
2.	23	Bradley George		2009
3.	21	Barrick Nealy		2005
	21	Barrick Nealy		2003
5.	18	David Williams		1995
6.	16	Bradley George		2007
7.	14	Spergon Wynn		1999
	14	Mike Miller		1981
9.	13	Jess Perkins		1967
10.	12	Pence Dacus		1951
	12	Ronnie Rittimann		1987
	12	Shaun Rutherford		2011

MOST PASSES HAD INTERCEPTED

1.	18	David Williams	(111-241-18)	1996
2.	17	Barrick Nealy	(240-473-17)	2003
3.	14	Pence Dacus	(86-161-14)	1952
4.	13	Luis Reyes	(84-187-13)	1976
	13	Jess Perkins	(101-224-13)	1967
	13	Spergon Wynn	(161-322-13)	1999
	13	David Williams	(186-348-13)	1995
8.	12	James Duncan	(98-213-12)	1971
	12	David Haass	(27-77-12)	1985
10.	11	by nine players		

BEST PASS COMPLETION PCT (minimum 100 attempts)

1.	72.0	David Longhofer	(36-50-3)	1983
2.	63.1	Bradley George	(258-409-11)	2009
3.	61.3	Ron Jacoby	(111-181-11)	1982
4.	60.9	Spergon Wynn	(173-284-6)	1998
5.	60.4	David Williams	(154-255-11)	1997
6.	60.1	Bradley George	(181-301-6)	2008
7.	59.9	Eric Turner	(88-147-8)	1989
8.	58.7	Barrick Nealy	(84-143-6)	2004
9.	58.3	Shaun Rutherford	(91-156-4)	2011
10.	57.9	Clint Toon	(73-126-6)	2008

HIGHEST PASS EFFICIENCY (minimum 50 attempts)

1.	175.6	Greg Hamilton	(33-67-2)	1977
2.	170.9	Bobby McBride	(52-90-2)	1955
3.	158.9	Bradley George	(181-301-6)	2008
4.	158.2	David Longhofer	(36-50-3)	1983
5.	150.4	Jesse Perkins	(30-60-1)	1964
6.	147.5	Danny Leinnweber	(26-55-5)	1962
7.	144.7	Shaun Rutherford	(91-156-4)	2011
8.	144.0	Barrick Nealy	(84-143-6)	2004
9.	140.4	Bradley George	(258-409-11)	2009
10.	138.2	Mike Miller	(76-148-10)	1980

MOST AVERAGE YARDS/PASS (minimum 50 attempts)

1.	10.5	Greg Hamilton	(33-67-2)	1977
2.	10.1	David Longhofer	(36-50-3)	1983
3.	10.1	Bobby McBride	(52-90-2)	1955
4.	9.7	Jesse Perkins	(30-60-1)	1964
5.	9.3	Mike Miller	(76-148-10)	1980
6.	8.9	Mike Miller	(100-206-10)	1981
7.	8.8	Bradley George	(181-301-6)	2008
8.	8.7	Eric Turner	(88-147-8)	1989
9.	8.4	Barrick Nealy	(84-143-6)	2004
	8.4	Danny Leinnweber	(26-55-5)	1962

MOST AVERAGE YARDS/PASS COMPLETION (minimum 50 attempts)

1.	21.3	Greg Hamilton	(33-67-2)	1977
2.	21.2	David Haass	(27-77-12)	1985
3.	19.5	Jesse Perkins	(30-60-1)	1964
4.	19.1	Mike Miller	(27-72-3)	1978
5.	18.4	Mike Miller	(100-206-10)	1981
6.	18.1	Mike Miller	(76-148-10)	1980
7.	17.9	Mike Miller	(40-103-5)	1979
8.	17.7	Danny Leinnweber	(26-55-5)	1962
	17.7	Alvin Woods	(24-62-9)	1956
	17.7	Gary Frank	(27-70-7)	1974

MOST PASSING YARDS/GAME (minimum 8 games)

1.	283.7	Bradley George	(11 games)	2009
2.	260.8	Barrick Nealy	(12 games)	2003
3.	238.9	David Williams	(10 games)	1995
4.	221.7	Bradley George	(12 games)	2008
5.	205.4	Barrick Nealy	(14 games)	2005
6.	190.8	Bradley George	(11 games)	2007
7.	183.8	Pence Dacus	(9 games)	1953
8.	168.3	Spergon Wynn	(11 games)	1998
9.	167.6	Bradley George	(10 games)	2006
10.	167.0	Mike Miller	(11 games)	1981



Single Season Leaders

MOST PASS RECEIVING YARDS

1.	1268	Cameron Luke	(73-1268)	2008
2.	1035	Cameron Luke	(60-1035)	2007
3.	971	David Vela	(44-971)	1981
4.	969	Da'Marcus Griggs	(80-969)	2009
5.	927	Johnny Parker	(58-927)	1969
6.	920	Da'Marcus Griggs	(65-920)	2010
7.	820	Johnny Parker	(59-820)	1970
8.	786	Markee White	(56-786)	2005
9.	780	K.R. Carpenter	(60-780)	2003
10.	749	Eric Tennessee	(49-749)	1987

MOST PASS RECEPTIONS

1.	80	Da'Marcus Griggs	(80-969)	2009
2.	73	Cameron Luke	(73-1268)	2008
3.	65	Da'Marcus Griggs	(65-920)	2010
4.	60	Cameron Luke	(60-1035)	2007
	60	K.R. Carpenter	(60-780)	2003
6.	59	Johnny Parker	(59-820)	1970
7.	58	Johnny Parker	(58-927)	1969
8.	56	Markee White	(56-786)	2005
9.	51	D'Angelo Torres	(51-616)	1998
10.	50	Vaughn Deary	(50-711)	1983

MOST TOUCHDOWN RECEPTIONS

1.	17	Cameron Luke		2008
2.	12	Cameron Luke		2007
3.	11	David Vela		1981
4.	8	Da'Marcus Griggs		2009
	8	Billy Dunk		1978
	8	Johnny Parker		1969
7.	7	Don Caldwell		1968
	7	K.R. Carpenter		2003
	7	Reynaldo Farias		1962
10.	6	Cliff Mitchell		1967
	6	Da'Marcus Griggs		2010
	6	D'Angelo Torres		1998
	6	Daren Dillard		2009
	6	Johnny Parker		1970
	6	Tyrone Scott		2005
	6	John Tyson		2004

HIGHEST AVERAGE YARDS/CATCH (minimum 10 receptions)

1.	25.27	Billy Dunk	(22-556)	1978
2.	24.50	Ken Coffey	(10-245)	1984
3.	23.73	Tracy Smith	(11-261)	1977
4.	23.60	Beau Robertson	(10-236)	2003
5.	22.95	David Vela	(20-459)	1980
6.	22.86	Billy Dunk	(21-480)	1979
	22.86	Courtney Lane	(14-320)	1984
8.	22.74	John Tyson	(23-523)	2003
9.	22.38	Robert Miller	(13-291)	1974
10.	22.19	Mike Murphy	(16-355)	1987

RECEPTIONS/GAME (minimum 8 games)

1.	7.27	Da'Marcus Griggs	(11 games)	2009
2.	5.91	Da'Marcus Griggs	(11 games)	2010
3.	5.80	Johnny Parker	(10 games)	1969
4.	5.62	Cameron Luke	(13 games)	2008
5.	5.45	Cameron Luke	(11 games)	2007
6.	5.36	Johnny Parker	(11 games)	1970
7.	5.10	D'Angelo Torres	(10 games)	1998
8.	5.00	K.R. Carpenter	(12 games)	2003
9.	4.60	Antoine Harden	(10 games)	2003
10.	4.50	Tyson Olivo	(8 games)	2001

MOST TOTAL YARDS OFFENSE

1.	3932	Barrick Nealy	(522-3932)	2005
2.	3390	Barrick Nealy	(606-3390)	2003
3.	3147	Bradley George	(446-3147)	2009
4.	2679	Bradley George	(342-2679)	2008
5.	2403	Mike Miller	(318-2403)	1981
6.	2387	David Williams	(389-2387)	1995
7.	2180	Bradley George	(413-2180)	2007
8.	2035	Jess Perkins	(224-2035)	1967
9.	1968	David Longhofer	(362-1968)	1984
10.	1930	David Williams	(342-1930)	1997

MOST TOUCHDOWNS RESPONSIBLE FOR

1.	34	Barrick Nealy		2005
2.	26	Bradley George		2008
3.	25	Mike Miller		1981
4.	24	Barrick Nealy		2003
5.	23	Bradley George		2009
6.	21	David Williams		1995
	21	Mike Miller		1980
8.	20	Ron Jacoby		1982
9.	19	David Williams		1997
	19	Bradley George		2007

MOST TOTAL YARDS OFFENSE/GAME (minimum 8 games)

1.	286.1	Bradley George	(11 games)	2009
2.	282.5	Barrick Nealy	(12 games)	2003
3.	280.9	Barrick Nealy	(14 games)	2005
4.	238.7	David Williams	(10 games)	1995
5.	223.2	Bradley George	(12 games)	2008
6.	218.5	Mike Miller	(11 games)	1981
7.	203.5	Jess Perkins	(10 games)	1967
8.	198.2	Bradley George	(11 games)	2007
9.	193.9	Pence Dacus	(9 games)	1953
10.	179.0	Barrick Nealy	(9 games)	2004

MOST TOTAL YARDS OFFENSE/PLAY (minimum 50 plays)

1.	10.07	Bobby McBride	(90-906)	1955
2.	9.08	Jess Perkins	(224-2035)	1967
3.	8.38	Danny Leinnweber	(55-461)	1962
4.	8.30	Todd Scott	(64-531)	1990
5.	7.83	Bradley George	(342-2679)	2008
6.	7.83	Karrington Bush	(136-1065)	2008
7.	7.72	Rene Maldonado	(146-1127)	1983
8.	7.57	Pence Dacus	(144-1090)	1951
9.	7.56	Mike Miller	(318-2403)	1981
10.	7.53	Barrick Nealy	(522-3932)	2005

MOST ALL PURPOSE YARDS

1.	2330	Karrington Bush		2008
2.	2264	Claude Mathis		1995
3.	2048	Donald Wilkerson		1994
4.	1851	Claude Mathis		1996
5.	1750	Karrington Bush		2010
6.	1637	Claude Mathis		1997
7.	1621	Karrington Bush		2007
8.	1610	Reggie Rivers		1990
9.	1512	Claude Mathis		1994
10.	1404	Donald Wilkerson		1993

Single Season Leaders

MOST ALL PURPOSE YARDS/GAME (minimum 8 games)

1.	205.8	Claude Mathis	(11 games)	1995
2.	186.2	Donald Wilkerson	(11 games)	1994
3.	179.2	Karrington Bush	(13 games)	2008
4.	168.3	Claude Mathis	(11 games)	1996
5.	161.0	Reggie Rivers	(10 games)	1990
6.	159.1	Karrington Bush	(11 games)	2010
7.	148.8	Claude Mathis	(11 games)	1997
8.	147.4	Karrington Bush	(11 games)	2007
9.	137.5	Claude Mathis	(11 games)	1994
10.	130.2	Josh Brown	(9 games)	1972

MOST POINTS SCORED

1.	114	David Morrison	(11 TD, 39 PAT, 3 FG)	1967
2.	102	Claude Mathis	(17 TD)	1996
	102	Cameron Luke	(17 TD)	2008
4.	99	Andrew Ireland	(57 PAT, 14 FG)	2008
5.	96	Donnie Williams	(16 TD)	1981
6.	88	Stan Jones	(55 PAT, 11 FG)	2005
7.	84	Claude Mathis	(14 TD)	1997
	84	Karrington Bush	(14 TD)	2008
9.	78	Lee Davis	(13 TD)	2002
	78	Rex Turner	(8 TD, 21 PAT, 3 FG)	1963
	78	Josh Brown	(13 TD)	1971
	78	Barrick Nealy	(13 TD)	2005

MOST TOUCHDOWNS SCORED

1.	17	Claude Mathis	(16 rush, 1 rcv)	1996
	17	Cameron Luke	(17 rcv)	2008
3.	16	Donnie Williams	(15 rush, 1 rcv)	1981
4.	14	Claude Mathis	(14 rush)	1997
	14	Karrington Bush	(11 rush, 2 rcv, 1 ret)	2008
6.	13	Lee Davis	(12 rush, 1 rcv)	2002
	13	Josh Brown	(13 rush)	1971
	13	Barrick Nealy	(13 rush)	2005
9.	12	Josh Brown	(12 rush)	1970
	12	Claude Mathis	(11 rush, 1 rcv)	1995
	12	Cameron Luke	(12 rcv)	2007
	12	Ron Jacoby	(12 rush)	1982
	12	Todd Scott	(12 rush)	1991
	12	Nick Session	(12 rush)	2005

MOST PAT KICKS MADE

1.	57	Andrew Ireland	(57-59)	2008
2.	55	Stan Jones	(55-60)	2005
3.	51	Neal Neunhoffer	(51-52)	1981
4.	45	Neal Neunhoffer	(45-51)	1982
5.	44	Terry Whitman	(44-45)	1980
6.	39	David Morrison	(39-39)	1967
7.	37	Andrew Ireland	(37-37)	2007
8.	35	David Wuest	(35-39)	1971
9.	34	Ross Doctoroff	(34-35)	1997
10.	33	Will Johnson	(33-33)	2011

PAT KICKS ATTEMPTED

1.	60	Stan Jones	(55-60)	2005
2.	59	Andrew Ireland	(57-59)	2008
3.	52	Neal Neunhoffer	(51-52)	1981
4.	51	Neal Neunhoffer	(45-51)	1982
5.	45	Terry Whitman	(44-45)	1980
6.	39	David Morrison	(39-39)	1967
	39	David Wuest	(35-39)	1971
8.	37	Andrew Ireland	(37-37)	2007
9.	35	Ross Doctoroff	(34-35)	1997
10.	33	Will Johnson	(33-33)	2011

MOST FIELD GOALS MADE

1.	14	Andrew Ireland	(14-17)	2008
	14	Robbie Roberson	(14-19)	1990
3.	13	Will Johnson	(13-24)	2011
	13	Ray Whitehead	(13-17)	1993
5.	12	Matthew Wieland	(12-14)	1996
	12	Justin Martinez	(12-17)	2001
	12	David Wuest	(12-19)	1972
8.	11	Ray Whitehead	(11-13)	1992
	11	Matt Wieland	(11-18)	1995
	11	Stan Jones	(11-19)	2005

MOST FIELD GOALS ATTEMPTED

1.	24	Will Johnson	(13-24)	2011
2.	19	Stan Jones	(11-19)	2005
	19	David Wuest	(12-19)	1972
	19	Robbie Roberson	(14-19)	1990
5.	18	Matt Wieland	(11-18)	1995
	18	Jesse Williams	(10-18)	1985
7.	17	Justin Martinez	(12-17)	2001
	17	Mike Wuest	(6-17)	1970
	17	Carl Address	(5-17)	1974
	17	Ray Whitehead	(13-17)	1993
	17	Andrew Ireland	(14-17)	2008
	17	Justin Martinez	(10-17)	2000

MOST PUNT YARDS

1.	2822	Rick Barrow	(69-2822)	1998
2.	2807	Rick Barrow	(66-2807)	1999
3.	2734	Mike Taylor	(69-2734)	1978
4.	2519	David Muldoon	(66-2519)	1977
5.	2437	Jerry Fife	(69-2437)	1984
6.	2388	Rick Barrow	(62-2388)	2000
7.	2358	Matthew Wieland	(60-2358)	1996
8.	2306	Jon White	(53-2306)	1965
9.	2302	Raymond Palmour	(56-2302)	1951
10.	2264	Raymond Palmour	(60-2264)	1950

MOST PUNT ATTEMPTS

1.	69	Rick Barrow	(69-2822)	1998
	69	Mike Taylor	(69-2734)	1978
	69	Jerry Fife	(69-2437)	1984
4.	66	David Muldoon	(66-2519)	1977
	66	Rick Barrow	(66-2807)	1999
6.	62	Rick Barrow	(62-2388)	2000
7.	60	Jeff Brandes	(60-2168)	1992
	60	Raymond Palmour	(60-2264)	1950
	60	Matthew Wieland	(60-2358)	1996
10.	59	Charles Davis	(59-1925)	1960
	59	Marvin McCurry	(59-2234)	2002

AVERAGE YARDS/PUNT (minimum 10 attempts)

1.	45.92	Chris MacDonald	(49-2250)	2007
2.	44.85	Paul Alsbury	(39-1749)	1990
3.	43.58	Jon White	(45-1961)	1963
4.	43.51	Jon White	(53-2306)	1965
5.	43.39	Chris MacDonald	(46-1996)	2006
6.	43.35	Cory Elolf	(48-2081)	2003
7.	42.53	Rick Barrow	(66-2807)	1999
8.	41.87	Cory Elolf	(54-2261)	2004
9.	41.61	Ben Follis	(49-2039)	2010
10.	41.42	Paul Alsbury	(52-2154)	1989



Single Season Leaders

MOST PUNT RETURN YARDS

1.	352	Claude Mathis	(20-352)	1995
2.	344	Mac Sauls	(24-344)	1967
3.	287	Danny Faust	(21-287)	1992
4.	284	Justin Vogt	(29-284)	2001
5.	280	Da'Marcus Griggs	(21-280)	2010
6.	244	Maurice Williams	(27-244)	1991
7.	242	Mike Collins	(24-242)	1989
8.	231	Bobby Graham	(17-231)	1955
9.	225	Mike Collins	(30-225)	1988
10.	223	Claude Mathis	(17-223)	1994

PUNT RETURNS

1.	30	Mike Collins	(30-225)	1988
2.	29	Justin Vogt	(29-284)	2001
3.	28	Gary Peoples	(28-183)	1982
4.	27	Maurice Williams	(27-244)	1991
5.	24	Der Straughter	(24-172)	2004
	24	Mike Collins	(24-242)	1989
	24	Mac Sauls	(24-344)	1967
8.	22	Gary Peoples	(22-166)	1981
9.	21	Stanley Bunton	(21-111)	1979
	21	Da'Marcus Griggs	(21-280)	2010
	21	Danny Faust	(21-287)	1992

PUNT RETURN TDS

1.	2	Eric Cobble		1982
2.	1	Da'Marcus Griggs		2010
	1	Melvin Webber		2005
	1	Ronnie Kuhn		1978
	1	Donald Miller		1994
	1	A.J. Johnson		1987

AVERAGE YARDS/PUNT RETURN (minimum 10 attempts)

1.	17.60	Claude Mathis	(20-352)	1995
2.	17.00	Caddo Sanders	(10-170)	1956
3.	15.46	Mac Sauls	(13-201)	1965
4.	14.33	Mac Sauls	(24-344)	1967
5.	13.88	Billy Sanders	(16-222)	1952
6.	13.86	Mac Sauls	(14-194)	1966
7.	13.67	Danny Faust	(21-287)	1992
8.	13.59	Bobby Graham	(17-231)	1955
9.	13.33	Da'Marcus Griggs	(21-280)	2010
10.	13.12	Claude Mathis	(17-223)	1994

MOST KICK RETURN YARDS

1.	1055	Karrington Bush	(42-1055)	2008
2.	932	Karrington Bush	(34-932)	2010
3.	765	Claude Mathis	(26-765)	1994
4.	528	Derek Lopez	(25-528)	2011
5.	506	Mishak Rivas	(22-506)	2009
6.	476	Isaiah Battle	(20-476)	2011
7.	466	Karrington Bush	(21-466)	2007
8.	446	A.J. Johnson	(19-446)	1988
9.	430	D. Wilkerson	(20-430)	1993
10.	411	Reggie Rivers	(18-411)	1989
11.	400	Stanley Bunton	(17-400)	1979

MOST KICK RETURNS

1.	42	Karrington Bush	(42-1055)	2008
2.	34	Karrington Bush	(34-932)	2010
3.	26	Claude Mathis	(26-765)	1994
4.	25	Derek Lopez	(25-528)	2011
5.	22	Mishak Rivas	(22-506)	2009
6.	21	Karrington Bush	(21-466)	2007
7.	20	Billy Sanders	(20-365)	1952
	20	Donald Wilkerson	(20-430)	1993
	20	Isaiah Battle	(20-476)	2011
10.	19	A.J. Johnson	(19-446)	1988
	19	Reggie Rivers	(19-374)	1990

KICK RETURN TDS

1.	1	Willard Dearing		1959
	1	David Smith		1975
	1	A.J. Johnson		1988
	1	Karrington Bush		2008
	1	Daren Dillard		2009
	1	Isaiah Battle		2011

AVERAGE YARDS/KICK RETURN (minimum 10 attempts)

1.	29.42	Claude Mathis	(26-765)	1994
2.	28.08	Andy Buffington	(13-365)	1969
3.	28.00	Willard Dearing	(11-308)	1959
4.	27.60	Michael Gilmore	(10-276)	2011
5.	27.41	Karrington Bush	(34-932)	2010
6.	26.50	Dameo Williams	(12-318)	2005
7.	26.25	W. Heyward	(12-315)	2004
8.	25.36	Paul Darby	(11-279)	1976
9.	25.20	Stan Zwinggi	(15-378)	2007
10.	25.12	Karrington Bush	(42-1055)	2008

MOST INTERCEPTION RETURN YARDS

1.	131	Charles Sterling	(4-131)	1985
2.	120	Paul Phillips	(4-120)	1976
3.	115	Max Sauls	(4-115)	1964
4.	110	Billy Sanders	(5-110)	1952
5.	107	Robbie Robinett	(2-107)	1959
6.	105	Mac Sauls	(8-105)	1965
7.	97	Pence Dacus	(4-97)	1953
8.	95	Ken Huewitt	(3-95)	1982
9.	92	Cyril Friday	(3-92)	1983
10.	91	Tim Staskus	(5-91)	1982

INTERCEPTIONS

1.	9	Lee Lundin	(9-36)	1986
2.	8	Mac Sauls	(8-105)	1965
	8	Adrian Simpson	(8-72)	1983
	8	Don Caldwell	(8-49)	1969
5.	7	David Glasco	(7-63)	1984
	7	Ricky West	(7-32)	1971
7.	6	Mac Sauls	(6-16)	1966
8.	5	Billy Sanders	(5-110)	1952
	5	Tim Staskus	(5-91)	1982
	5	Bobby McBride	(5-82)	1954
	5	Ronnie Kuhn	(5-44)	1977
	5	David Glasco	(5-43)	1982
	5	Kyle Bolen	(5-36)	1972
	5	Butch Maywald	(5-11)	1989
	5	Bobby McBride	(5-10)	1955
	5	Walter Musgrove	(5-3)	2006
	5	Tommy Blair	(5-0)	1969
	5	Mike Montgomery	(5-0)	1969
	5	David Glasco	(5-0)	1983



Single Season Leaders

INTERCEPTION RETURN TDS

1.	2	Cyril Friday	1983
	2	Brad Schley	1997
3.	1	19 players, last was Darryl Morris vs. Nicholls	2011

FUMBLE RETURN YARDS

1.	97	C.J. Carroll	(2-97)	2000
2.	78	B. Dickinson	(1-78)	2002
3.	72	Larry Hayden	(1-72)	2003
4.	63	Michael Ebbitt	(1-63)	2011
5.	58	Myron Coleman	(1-58)	2000
6.	56	Johnny McCoy	(1-56)	2003
7.	52	Sterling Rogers	(1-52)	2000
8.	50	Epsilon Williams	(0-50)	2004
9.	46	Clay Weir	(1-46)	2001
	46	Greg Pitts	(1-46)	2002

FUMBLE RETURN TDS

1.	1	18 players, last was Michael Ebbitt vs. Central Arkansas	2011
----	---	--	------

TOTAL TACKLES

1.	175	Chad Coleman	(70-105)	1990
2.	164	Ypres Thomas	(96-68)	1996
3.	138	Brad Fulks	(59-79)	1988
4.	133	Brad Fulks	(41-92)	1987
	133	Tommy Blair	(84-49)	1969
6.	127	Greg Pitts	(67-60)	2002
	127	Cleve Tryon	(32-95)	1990
8.	126	David Gaffney	(61-65)	1993
9.	122	Cliffon Black	(73-49)	1999
10.	120	Brian Surovik	(67-53)	1995

UNASSISTED TACKLES

1.	73	Cliffon Black	(73-49)	1999
	73	C.J. Carroll	(73-25)	2000
3.	72	Sterling Rogers	(72-18)	1998
4.	70	Chad Coleman	(70-105)	1990
5.	69	Brian Surovik	(69-49)	1997
6.	68	Greg Pitts	(68-45)	2001
7.	67	Greg Pitts	(67-60)	2002
	67	Courtney Smith	(67-50)	2008
	67	Charles Bureson	(67-52)	1979
	67	Brian Surovik	(67-53)	1995

ASSISTED TACKLES

1.	105	Chad Coleman	(70-105)	1990
2.	95	Cleve Tryon	(32-95)	1990
3.	92	Brad Fulks	(41-92)	1987
4.	79	Tim Staskus	(39-79)	1982
	79	Brad Fulks	(59-79)	1988
6.	76	Cyril Friday	(43-76)	1982
7.	71	David Simmons	(41-71)	2003
8.	68	Danny Davis	(23-68)	1991
	68	Ypres Thomas	(96-68)	1996
10.	66	Greg Pitts	(49-66)	1999
	66	Scott Swinnea	(50-66)	1994

TACKLES FOR LOSS

1.	19.0	Greg Pitts	(19/55)	2002
2.	18.0	Fred Evans	(13-10/72)	2005
3.	17.5	Fred Evans	(15-5/61)	2004
4.	16.0	Clenton Ballard	(16/47)	2000
	16.0	Sterling Rogers	(16/47)	2000
6.	15.5	Michael Ebbitt	(14-3/81)	2011
7.	15.0	C.J. Carroll	(15-0/59)	2000
8.	14.0	Glenn Mangold	(14-0/34)	1988
9.	13.0	C.J. Carroll	(13-0/50)	1999
	13.0	Cyril Friday	(13-0/26)	1982
	13.0	Jeremy Castillo	(11-4/37)	2005

YARDS FROM TACKLES FOR LOSS

1.	81	Michael Ebbitt	(14-3/81)	2011
2.	72	Fred Evans	(13-10/72)	2005
3.	64	Sterling Rogers	(12-0/64)	2001
4.	63	Greg Pitts	(12-0/63)	2001
5.	61	Fred Evans	(15-5/61)	2004
6.	59	C.J. Carroll	(15-0/59)	2000
7.	55	Greg Pitts	(19-0/55)	2002
8.	52	Glenn Mangold	(12-0/52)	1987
	52	Todd Davis	(5-0/52)	1988
	52	D. Gasper	(5-6/52)	2003

MOST QUARTERBACK SACKS

1.	12.0	Cyril Friday	1982
	12.0	Rod Clark	1981
	12.0	Rod Clark	1982
4.	11.5	Michael Ebbitt	2011
5.	11.0	C.J. Carroll	2000
	11.0	C.J. Carroll	1999
7.	10.0	Monte Lewis	1993
8.	9.5	Cyril Friday	1982
	9.5	Rod Clark	1981
10.	9.0	John Douglass	1992
	9.0	Glenn Mangold	1987
	9.0	Brad Schley	1997

MOST FUMBLES FORCED

1.	7	Sterling Rogers	2001
2.	6	Greg Pitts	2002
3.	5	Jeremy Castillo	2006
	5	Courtney Smith	2008
	5	C.J. Carroll	2000
	5	C.J. Carroll	1999
	5	John Douglass	1992
8	4	seven players	



Single Season Leaders/Career Leaders

MOST FUMBLES RECOVERED

1.	7	Myron Coleman	1999
2.	5	Bret Floyd	1988
3.	4	Glenn Mangold	1987
4.	3	Ben Jessie	1988
	3	Danny Davis	1991
	3	Craig Hemphill	1991
	3	Chet Hanks	1992
	3	William Welch	1996
	3	Travis Houston	2008
	3	Jimmy Nelms	1987
	3	Albert Purdy	1981
	3	Kenyon Leno	2003
	3	Jeremy Castillo	2005
	3	Jeremy Castillo	2006
	3	Epsilon Williams	2004
	3	Brad Fulks	1985
	3	Arnold Baker	1985

MOST PASS BREAKUPS

1.	12	Craig Mager	2011
	12	Nicholas Jack	1995
	12	Bobby Watkins	1980
4.	11	Ken Huewitt	1982
	11	Harold Watson	2003
6.	10	Epsilon Williams	2005
	10	Delwin Manning	1992
	10	Derrick Vaughn	1997
9.	9	Darryl Morris	2010
	9	Drenard Williams	2008
	9	Daniel Varvel	2007
	9	Jamarqus O'Neal	2005
	9	Brian McCray	1993
	9	A.J. Johnson	1987
	9	Billy Hall	1982

MOST QUARTERBACK HURRIES

1.	22	Greg Pitts	2002
2.	18	Greg Pitts	2001
3.	16	Clenton Ballard	2001
4.	14	Sterling Rogers	2000
5.	13	Myron Coleman	2000
6.	12	C.J. Carroll	2000
	12	Josh Tubbs	2003
8.	11	C.J. Carroll	1999
9.	9	Justin Dunk	2001
	9	J. Washington	2001

MOST BLOCKED KICKS

1.	2	Nato James	2004
2.	1	22 players, last by Blake McColloch, Joplo Bartu and Matt Harris	2011

CAREER LEADERS

MOST RUSHING YARDS

1.	4694	Claude Mathis	(882-4694)	1994-97
2.	3205	Kevin Jurgajtis	(634-3205)	1974-77
3.	3193	Karrington Bush	(477-3193)	2007-10
4.	2940	Bronson Sanders	(709-2940)	1998-01
5.	2909	Josh Brown	(597-2909)	1969-72
6.	2507	Reggie Rivers	(530-2507)	1987-90
7.	2471	Ricky Sanders	(475-2461)	1980-83
8.	2377	Reece Morrison	(469-2377)	1964-67
9.	2356	Donald Wilkerson	(437-2356)	1993-94
10.	2353	Donnie Williams	(455-2353)	1979-81

MOST RUSHING ATTEMPTS

1.	882	Claude Mathis	(882-4694)	1994-97
2.	709	Bronson Sanders	(709-2940)	1998-01
3.	634	Kevin Jurgajtis	(634-3205)	1974-77
4.	597	Josh Brown	(597-2909)	1969-72
5.	530	Reggie Rivers	(530-2507)	1987-90
6.	493	Lee Davis	(493-2511)	1999-02
7.	478	Gilbert Price	(478-1575)	1988-91
8.	477	Karrington Bush	(477-3193)	2007-10
	477	Eric Cobble	(477-2212)	1982-85
10.	475	Ricky Sanders	(475-2461)	1980-83

MOST RUSHING TDS

1.	45	Claude Mathis		1994-97
2.	34	Josh Brown		1969-72
3.	33	Mike Miller		1978-81
4.	28	Lee Davis		1999-02
	28	Kevin Jurgajtis		1974-77
6.	26	Donnie Williams		1979-81
7.	25	Eric Cobble		1982-85
8.	24	Karrington Bush		2007-10
9.	19	Ricky Sanders		1980-83
10.	18	Stan Zwinggi		2004-08
	18	Barrick Nealy		2003-05
	18	Todd Scott		1990-91

MOST YARDS/RUSH (minimum 100 attempts)

1.	6.91	Todd Scott	(121-836)	1990-91
2.	6.69	Karrington Bush	(477-3193)	2007-10
3.	6.36	Danny Faust	(160-1017)	1990-92
4.	6.03	Stan Zwinggi	(325-1961)	2004-08
5.	5.97	Willard Dearing	(118-704)	1959
6.	5.91	Terrence Franks	(146-863)	2011
7.	5.80	Vaughn Deary	(156-905)	1980-83
8.	5.51	Terrell Harris	(283-1558)	2002-04
9.	5.43	Alvoid Wilson	(173-940)	1971-74
10.	5.40	Chase Wilson	(139-751)	2003-06

MOST RUSHING YARDS/GAME (minimum 10 games)

1.	107.1	D. Wilkerson	(22 games)	1993-94
2.	106.7	Claude Mathis	(44 games)	1994-97
3.	88.2	Josh Brown	(33 games)	1969-72
4.	82.2	Kevin Jurgajtis	(39 games)	1974-77
5.	81.9	Karrington Bush	(39 games)	2007-10
6.	79.6	Bill Jones	(11 games)	1988
7.	74.6	Floyd Campbell	(19 games)	1970-71
8.	73.6	Leo Chafin	(10 games)	1951
9.	71.9	Terrence Franks	(12 games)	2011
10.	71.3	Donnie Williams	(33 games)	1979-81
11.	67.9	Lee Davis	(37 games)	1999-02

Career Leaders

MOST PASS ATTEMPTS

1.	1277	Bradley George	(753-1277-35)	2005-09
2.	1018	David Williams	(550-1018-52)	1994-97
3.	979	Barrick Nealy	(532-979-32)	2003-05
4.	606	Spergon Wynn	(334-606-19)	1998-99
5.	591	James Duncan	(270-591-29)	1968-71
6.	529	Mike Miller	(243-529-28)	1978-81
7.	512	Pence Dacus	(265-512-31)	1951-53
8.	431	David Longhofer	(219-431-25)	1982-85
9.	402	Cody McCauley	(218-402-15)	2001-02
10.	385	Jess Perkins	(167-385-21)	1966-67

MOST PASS COMPLETIONS

1.	753	Bradley George	(753-1277-35)	2005-09
2.	550	David Williams	(550-1018-52)	1994-97
3.	532	Barrick Nealy	(532-979-32)	2003-05
4.	334	Spergon Wynn	(334-606-19)	1998-99
5.	270	James Duncan	(270-591-29)	1968-71
6.	265	Pence Dacus	(265-512-31)	1951-53
7.	243	Mike Miller	(243-529-28)	1978-81
8.	219	David Longhofer	(219-431-25)	1982-85
9.	218	Cody McCauley	(218-402-15)	2001-02
10.	167	Jess Perkins	(167-385-21)	1966-67

MOST PASSING YARDS

1.	9556	Bradley George	(753-1277-35)	2005-09
2.	7206	Barrick Nealy	(532-979-32)	2003-05
3.	6677	David Williams	(550-1018-52)	1994-97
4.	4446	Mike Miller	(243-529-28)	1978-81
5.	3904	Pence Dacus	(265-512-31)	1951-53
6.	3670	James Duncan	(270-591-29)	1968-71
7.	3497	Spergon Wynn	(334-606-19)	1998-99
8.	3009	David Longhofer	(219-431-25)	1982-85
9.	2529	Jess Perkins	(167-385-21)	1966-67
10.	2496	Cody McCauley	(218-402-15)	2001-02

MOST TOUCHDOWN PASSES

1.	76	Bradley George		2005-09
2.	52	Barrick Nealy		2003-05
3.	45	David Williams		1994-97
4.	32	Pence Dacus		1951-53
5.	31	Mike Miller		1978-81
6.	24	Spergon Wynn		1998-99
7.	20	Greg Hamilton		1977-80
8.	19	Jess Perkins		1966-67
	19	James Duncan		1968-71
10.	16	Cody McCauley		2001-02

MOST PASSES HAD INTERCEPTED

1.	52	David Williams	(550-1018-52)	1994-97
2.	35	Bradley George	(753-1277-35)	2005-09
3.	32	Barrick Nealy	(532-979-32)	2003-05
4.	31	Pence Dacus	(265-512-31)	1951-53
5.	29	James Duncan	(270-591-29)	1968-71
6.	28	Mike Miller	(243-529-28)	1978-81
7.	25	David Longhofer	(219-431-25)	1982-85
8.	24	Noe Gonzalez	(123-308-24)	1971-73
	24	Luis Reyes	(107-275-24)	1975-77
10.	21	David Haass	(86-217-21)	1985-88
	21	Jess Perkins	(167-385-21)	1966-67

BEST PASS COMPLETION PCT (minimum 100 attempts)

1.	59.9	Eric Turner	(88-147-8)	1989
2.	59.0	Bradley George	(753-1277-35)	2005-09
3.	58.3	Shaun Rutherford	(91-156-4)	2011
		Clint Toon	(102-175-8)	2007-08
5.	57.9	Ron Jacoby	(135-233-14)	1979-82
6.	55.8	Jason Griffin	(86-154-5)	1998-00
7.	55.1	Spergon Wynn	(334-606-19)	1998-99
8.	54.3	Barrick Nealy	(532-979-32)	2003-05
9.	54.2	Cody McCauley	(218-402-15)	2001-02
10.	54.0	David Williams	(550-1018-52)	1994-97

PASS EFFICIENCY (minimum 100 attempts)

1.	144.7	Shaun Rutherford	(91-156-4)	2011
2.	136.0	Bradley George	(753-1277-35)	2005-09
3.	135.9	Eric Turner	(88-147-8)	1989
4.	133.2	Bobby McBride	(96-190-9)	1954-55
5.	127.2	Barrick Nealy	(532-979-32)	2003-05
6.	126.4	Clint Toon	(102-175-8)	2007-08
7.	125.3	Mike Miller	(243-529-28)	1978-81
8.	125.2	Greg Hamilton	(92-224-13)	1977-80
9.	124.3	Pence Dacus	(265-512-31)	1951-53
10.	122.0	Ron Jacoby	(135-233-14)	1979-82

AVERAGE YARDS/PASS (minimum 100 attempts)

1.	8.7	Eric Turner	(88-147-8)	1989
2.	8.4	Mike Miller	(243-529-28)	1978-81
3.	8.3	Bobby McBride	(96-190-9)	1954-55
4.	7.9	Shaun Rutherford	(91-156-4)	2011
	7.9	Greg Hamilton	(92-224-13)	1977-80
6.	7.6	Pence Dacus	(265-512-31)	1951-53
7.	7.5	Bradley George	(753-1277-35)	2005-09
8.	7.4	Barrick Nealy	(532-979-32)	2003-05
9.	7.2	Ron Rittimann	(60-127-8)	1988
10.	7.2	Ron Jacoby	(135-233-14)	1979-82

AVERAGE YARDS/COMPLETION (minimum 100 attempts)

1.	19.2	Greg Hamilton	(92-224-13)	1977-80
2.	18.3	Mike Miller	(243-529-28)	1978-81
3.	16.4	Bobby McBride	(96-190-9)	1954-55
4.	16.0	Noe Gonzalez	(123-308-24)	1971-73
5.	15.4	Jesse Perkins	(73-192-9)	1964-65
6.	15.3	Ron Rittimann	(60-127-8)	1988
8.	15.1	Jess Perkins	(167-385-21)	1966-67
9.	15.1	Luis Reyes	(107-275-24)	1975-77
10.	15.1	David Haass	(86-217-21)	1985-88

PASSING YARDS/GAME (minimum 10 games)

1.	217.2	Bradley George	(44 games)	2005-09
2.	205.9	Barrick Nealy	(35 games)	2003-05
3.	162.9	David Williams	(41 games)	1994-97
4.	159.6	Ronnie Rittimann	(11 games)	1987
5.	159.0	Spergon Wynn	(22 games)	1998-99
6.	141.7	Wilbert Mitchell	(10 games)	1969
7.	139.4	Pence Dacus	(28 games)	1951-53
8.	126.4	Jess Perkins	(20 games)	1966-67
9.	118.9	Cody McCauley	(21 games)	2001-02
10.	108.4	Mike Miller	(41 games)	1978-81



Career Leaders

MOST RECEIVING YARDS

1.	2479	Johnny Parker	(160-2479)	1969-71
2.	2431	Cameron Luke	(142-2431)	2006-08
3.	2110	David Vela	(101-2110)	1979-82
4.	1990	Da'Marcus Griggs	(154-1990)	2007-10
5.	1586	Daren Dillard	(105-1586)	2008-10
6.	1565	Billy Dunk	(75-1565)	1977-80
7.	1418	Mike Murphy	(72-1418)	1986-89
8.	1396	Eric Tennessee	(105-1396)	1984-87
9.	1375	K.R. Carpenter	(98-1375)	2003-05
10.	1350	D'Angelo Torres	(122-1350)	1997-99

PASS RECEPTIONS

1.	160	Johnny Parker	(160-2479)	1969-71
2.	154	Da'Marcus Griggs	(154-1990)	2007-10
3.	142	Cameron Luke	(142-2431)	2006-08
4.	122	D'Angelo Torres	(122-1350)	1997-99
5.	121	Tyson Olivo	(121-1229)	1998-01
6.	105	Daren Dillard	(105-1586)	2008-10
	105	Eric Tennessee	(105-1396)	1984-87
8.	101	David Vela	(101-2110)	1979-82
9.	100	Alvin Canady	(100-883)	2005-09
10.	98	K.R. Carpenter	(98-1375)	2003-05

PASS RECEPTION TDS

1.	32	Cameron Luke		2006-08
2.	19	Johnny Parker		1969-71
3.	17	David Vela		1979-82
4.	16	Daren Dillard		2008-10
5.	15	Billy Dunk		1977-80
6.	14	Da'Marcus Griggs		2007-10
7.	11	Terrance Hatton		1994-97
	11	D'Angelo Torres		1997-99
	11	Mike Murphy		1986-89
10.	10	Cyril Adkins		1994-97
	10	John Tyson		2003-04

AVERAGE YARDS/CATCH (minimum 50 receptions)

1.	20.89	David Vela	(101-2110)	1979-82
2.	20.87	Billy Dunk	(75-1565)	1977-80
3.	19.69	Mike Murphy	(72-1418)	1986-89
4.	18.60	John Tyson	(50-930)	2003-04
5.	17.12	Cameron Luke	(142-2431)	2006-08
6.	15.44	Johnny Parker	(160-2479)	1969-71
7.	15.10	Daren Dillard	(105-1586)	2008-10
8.	14.63	Markee White	(67-980)	2004-05
9.	14.55	Cyril Adkins	(76-1106)	1994-97
10.	14.48	Gary Peoples	(65-941)	1979-82

RECEPTIONS/GAME (minimum 10 games)

1.	5.16	Johnny Parker	(30 games)	1969-71
2.	4.60	Antoine Harden	(10 games)	2003
3.	4.40	Da'Marcus Griggs	(35 games)	2007-10
4.	4.36	D'Angelo Torres	(28 games)	1997-99
5.	4.18	Cameron Luke	(34 games)	2006-08
6.	4.08	K.R. Carpenter	(24 games)	2003-05
7.	3.70	Cliff Mitchell	(10 games)	1967
8.	3.35	Markee White	(20 games)	2004-05
9.	3.18	Tyson Olivo	(38 games)	1998-01
10.	3.00	Daren Dillard	(35 games)	2008-10
	3.00	Mishak Rivas	(22 games)	2008-09

TOTAL OFFENSE YARDS

1.	9786	Bradley George	(1479-9786)	2005-09
2.	8933	Barrick Nealy	(1382-8933)	2003-05
3.	7093	David Williams	(1263-7093)	1994-97
4.	6249	Mike Miller	(952-6249)	1978-81
5.	4694	Claude Mathis	(884-4694)	1994-97
6.	4247	Pence Dacus	(587-4247)	1951-53
7.	3842	James Duncan	(713-3842)	1968-71
8.	3830	David Longhofer	(726-3830)	1982-85
9.	3252	Spergon Wynn	(827-3252)	1998-99
10.	3205	Kevin Jurgajtis	(634-3205)	1974-77

TDS RESPONSIBLE FOR

1.	79	Bradley George		2005-09
2.	70	Barrick Nealy		2003-05
3.	64	Mike Miller		1978-81
4.	59	David Williams		1994-97
5.	49	Claude Mathis		1994-97
6.	35	Greg Hamilton		1977-80
7.	34	Josh Brown		1969-72
8.	32	Cameron Luke		2006-08
	32	Pence Dacus		1951-53
10.	31	Lee Davis		1999-02

TOTAL OFFENSE/GAME (minimum 10 games)

1.	255.2	Barrick Nealy	(35 games)	2003-05
2.	222.4	Bradley George	(44 games)	2005-09
3.	173.0	David Williams	(41 games)	1994-97
4.	159.2	Jess Perkins	(20 games)	1966-67
5.	154.1	Ronnie Rittmann	(11 games)	1987
6.	152.4	Shaun Rutherford	(12 games)	2011
	152.4	Mike Miller	(41 games)	1978-81
7.	151.7	Pence Dacus	(28 games)	1951-53
8.	147.8	Spergon Wynn	(22 games)	1998-99
9.	141.7	Wilbert Mitchell	(10 games)	1969
10.	128.0	Cody McCauley	(21 games)	2001-02

TOTAL OFFENSE/PLAY (minimum 50 plays)

1.	8.07	Bobby McBride	(195-1574)	1954-55
2.	7.31	Maurice Williams	(52-380)	1992-95
3.	7.24	Pence Dacus	(587-4247)	1951-53
4.	7.18	Rene Maldonado	(256-1839)	1983-85
5.	7.08	Bob Lewis	(99-701)	1959
6.	6.91	Todd Scott	(121-836)	1990-91
7.	6.81	Wilbert Mitchell	(208-1417)	1969
8.	6.73	Ron Rittmann	(143-962)	1988
9.	6.66	Eric Turner	(191-1272)	1989
10.	6.65	Karrington Bush	(480-3193)	2007-10

ALL PURPOSE YARDS

1.	7264	Claude Mathis		1994-97
2.	6211	Karrington Bush		2007-10
3.	4015	Reggie Rivers		1987-90
4.	3854	Bronson Sanders		1998-01
5.	3781	Kevin Jurgajtis		1974-77
6.	3452	Donald Wilkerson		1993-94
7.	3283	Lee Davis		1999-02
8.	3216	Josh Brown		1969-72
9.	3126	Ricky Sanders		1980-83
10.	3092	Eric Cobble		1982-85

Career Leaders

ALL PURPOSE YARDS/GAME (minimum 10 games)

1.	165.1	Claude Mathis	(44 games)	1994-97
2.	159.3	Karrington Bush	(39 games)	2006-10
3.	156.9	D. Wilkerson	(22 games)	1993-94
4.	100.4	Reggie Rivers	(40 games)	1987-90
5.	97.5	Josh Brown	(33 games)	1969-72
6.	96.9	Kevin Jurgajtis	(39 games)	1974-77
7.	92.1	Bill Jones	(11 games)	1988
8.	91.6	Floyd Campbell	(19 games)	1970-71
9.	88.7	Lee Davis	(37 games)	1999-02
10.	84.6	Jessie Davis	(28 games)	1975-77

TOTAL POINTS SCORED

1.	294	Claude Mathis	(49 TD)	1994-97
2.	227	David Morrison	(16 TD, 83 PAT, 16 FG)	1964-67
3.	219	Andrew Ireland	(117 PAT, 34 FG)	2006-08
4.	217	Neal Neunhoffer	(142 PAT, 25 FG)	1981-84
5.	204	Josh Brown	(34 TD)	1969-72
6.	198	Mike Miller	(33 TD)	1978-81
7.	192	Cameron Luke	(32 TD)	2006-08
8.	179	Justin Martinez	(92 PAT, 29 FG)	1999-02
9.	178	Ray Whitehead	(70 PAT, 36 FG)	1991-94
10.	174	Donnie Williams	(29 TD)	1979-81

TOUCHDOWNS SCORED

1.	49	Claude Mathis	(45 rush, 4 rcv)	1994-97
2.	34	Josh Brown	(34 rush)	1969-72
3.	33	Mike Miller	(33 rush)	1978-81
4.	32	Cameron Luke	(32 rcv)	2006-08
5.	31	Lee Davis	(28 rush, 3 rcv)	1999-02
6.	29	Donnie Williams	(26 rush, 3 rcv)	1979-81
7.	28	Karrington Bush	(24 rush, 3 rcv, 1 ret)	2006-10
	28	Kevin Jurgajtis	(28 rush)	1974-77
9.	27	Eric Cobble	(25 rush, 2 ret)	1982-85
10.	24	Alvin Canady	(17 rush, 7 rcv)	2005-09

PAT KICKS MADE

1.	142	Neal Neunhoffer	(142-157)	1981-84
2.	117	Andrew Ireland	(117-119)	2006-08
3.	112	Terry Whitman	(112-127)	1977-80
4.	92	Justin Martinez	(92-97)	1999-02
5.	83	David Morrison	(83-86)	1964-67
6.	74	David Wuest	(74-81)	1970-73
7.	70	Ray Whitehead	(70-72)	1991-94
8.	68	Stan Jones	(68-74)	2004-05
9.	64	Rex Turner	(64-51)	1961-63
10.	54	Carl Andress	(54-57)	1972-75
	54	Steven Dietz	(54-54)	2003-04

PAT KICKS ATTEMPTED

1.	157	Neal Neunhoffer	(142-157)	1981-84
2.	127	Terry Whitman	(112-127)	1977-80
3.	119	Andrew Ireland	(117-119)	2006-08
4.	97	Justin Martinez	(92-97)	1999-02
5.	86	David Morrison	(83-86)	1964-67
6.	81	David Wuest	(74-81)	1970-73
7.	74	Stan Jones	(68-74)	2004-05
8.	72	Ray Whitehead	(70-72)	1991-94
9.	59	Ross Doctoroff	(53-59)	1997-99
10.	57	Carl Andress	(54-57)	1972-75

FIELD GOALS MADE

1.	36	Ray Whitehead	(36-45)	1991-94
2.	34	Andrew Ireland	(34-43)	2006-08
3.	29	Justin Martinez	(29-50)	1999-02
4.	25	Neal Neunhoffer	(25-44)	1981-84
5.	22	Robbie Roberson	(22-35)	1990-91
6.	19	Terry Whitman	(19-32)	1977-80
	19	David Wuest	(19-36)	1970-73
8.	16	David Morrison	(16-18)	1964-67
	16	Ross Doctoroff	(16-22)	1997-99
10.	15	Mike Wuest	(15-30)	1969-70

FIELD GOALS ATTEMPTED

1.	50	Justin Martinez	(29-50)	1999-02
2.	45	Ray Whitehead	(36-45)	1991-94
3.	44	Neal Neunhoffer	(25-44)	1981-84
4.	43	Andrew Ireland	(34-43)	2006-08
5.	36	David Wuest	(19-36)	1970-73
6.	35	Robbie Roberson	(22-35)	1990-91
7.	34	Carl Andress	(11-34)	1972-75
8.	32	Terry Whitman	(19-32)	1977-80
9.	30	Mike Wuest	(15-30)	1969-70
	30	Steven Dietz	(13-30)	2003-04

PUNT YARDS

1.	9989	Rick Barrow	(250-9989)	1997-00
2.	8058	Mike Taylor	(212-8058)	1978-81
3.	7923	Jeff Brandes	(208-7923)	1992-95
4.	7641	Paul Alsbury	(194-7641)	1987-90
5.	7366	Ben Follis	(183-7366)	2008-11
6.	6158	Cory Eloff	(147-6158)	2003-05
7.	5882	Jerry Fife	(164-5882)	1982-84-85
8.	5574	Jon White	(134-5574)	1963-65
9.	5543	Tom Soyars	(142-5543)	1969-71
10.	5384	Raymond Palmour	(139-5384)	1950-51, 54

PUNT ATTEMPTS

1.	250	Rick Barrow	(250-9989)	1997-00
2.	212	Mike Taylor	(212-8058)	1978-81
3.	208	Jeff Brandes	(208-7923)	1992-95
4.	194	Paul Alsbury	(194-7641)	1987-90
5.	183	Ben Follis	(183-7366)	2008-11
6.	164	Jerry Fife	(164-5882)	1982-85
7.	147	Cory Eloff	(147-6158)	2003-05
8.	142	Tom Soyars	(142-5543)	1968-71
9.	139	Raymond Palmour	(139-5384)	1950-54
10.	134	Jon White	(134-5574)	1963-65

AVERAGE YARDS/PUNT (minimum 20 attempts)

1.	44.69	Chris MacDonald	(95-4246)	2006-07
2.	41.89	Cory Eloff	(147-6158)	2003-05
3.	41.60	Jon White	(134-5574)	1963-65
4.	40.25	Ben Follis	(183-7366)	2008-11
5.	39.96	Rick Barrow	(250-9989)	1997-00
6.	39.39	Paul Alsbury	(194-7641)	1987-90
7.	39.30	Matthew Wieland	(60-2358)	1995-96
8.	39.04	Tom Soyars	(142-5543)	1968-70
9.	38.73	Raymond Palmour	(139-5384)	1950-54
10.	38.31	Marvin McCurry	(116-4444)	2001-02



Career Leaders

PUNT RETURN YARDS

1.	739	Mac Sauls	(51-739)	1965-67
2.	635	Claude Mathis	(44-635)	1994-97
3.	577	Mike Collins	(73-577)	1986-89
4.	472	Bobby Graham	(31-472)	1953-55
5.	408	Gary Peoples	(62-408)	1979-82
6.	320	Mike Montgomery	(44-320)	1968-70
7.	313	Justin Vogt	(32-313)	2000-01
8.	289	Louie Simmonds	(31-289)	1963-65
9.	287	Danny Faust	(21-287)	1990-92
10.	282	Morris Crosby	(31-282)	2005-08

PUNT RETURNS

1.	73	Mike Collins	(73-577)	1986-89
2.	62	Gary Peoples	(62-408)	1979-82
3.	51	Mac Sauls	(51-739)	1965-67
4.	44	Mike Montgomery	(44-320)	1968-70
	44	Claude Mathis	(44-635)	1994-97
6.	32	Justin Vogt	(32-313)	2000-01
7.	31	Morris Crosby	(31-282)	2005-08
	31	Bobby Graham	(31-472)	1953-55
	31	Louie Simmonds	(31-289)	1963-65
10.	30	Jarvis Smith	(30-234)	2002-03

PUNT RETURN TDs

1.	2	Eric Cobble		1982-85
2.	1	Da'Marcus Griggs		2007-10
	1	Melvin Webber		2004-05
	1	Donald Miller		1992-95
	1	A.J. Johnson		1987
	1	Ronnie Kuhn		1977-78

AVERAGE YARDS/PUNT RETURN (minimum 20 attempts)

1.	15.23	Bobby Graham	(31-472)	1953-55
2.	14.49	Mac Sauls	(51-739)	1965-67
3.	14.43	Claude Mathis	(44-635)	1994-97
4.	13.67	Danny Faust	(21-287)	1990-92
5.	13.33	Da'Marcus Griggs	(21-280)	2007-10
6.	9.78	Justin Vogt	(32-313)	2000-01
7.	9.32	Louie Simmonds	(31-289)	1963-65
8.	9.10	Morris Crosby	(31-282)	2005-08
9.	9.04	Maurice Williams	(27-244)	1991
10.	8.25	Eric Cobble	(20-165)	1982-85

KICK RETURN YARDS

1.	2531	Karrington Bush	(99-2531)	2007-10
2.	1191	Claude Mathis	(45-1191)	1994-97
3.	920	Reggie Rivers	(46-920)	1987-90
4.	757	Donald Wilkerson	(35-757)	1993-94
5.	747	Stan Zwinggi	(32-747)	2004-08
6.	715	A. J. Johnson	(31-715)	1985-88
7.	597	Gary Peoples	(29-597)	1979-82
8.	594	Morris Crosby	(35-594)	2005-08
9.	583	Aaron Allen	(32-583)	1994-97
10.	528	Derek Lopez	(25-528)	2008-11

KICK RETURNS

1.	99	Karrington Bush	(65-1599)	2006-09
2.	46	Reggie Rivers	(46-920)	1987-90
3.	45	Claude Mathis	(45-1191)	1994-97
4.	35	Morris Crosby	(35-594)	2005-08
	35	Donald Wilkerson	(35-757)	1993-94
6.	32	Aaron Allen	(32-583)	1994-97
	32	Stan Zwinggi	(32-747)	2004-08
8.	31	A. J. Johnson	(31-658)	1985-88
9.	30	Kevin Jurgaitis	(30-482)	1974-77
10.	29	Gary Peoples	(29-597)	1979-82

AVERAGE YARDS/KICK RETURN (MINIMUM 20 ATTEMPTS)

1.	26.47	Claude Mathis	(45-1191)	1994-97
2.	25.57	Karrington Bush	(99-2531)	2006-10
3.	23.34	Stan Zwinggi	(32-747)	2004-08
4.	23.06	A.J. Johnson	(31-715)	1985-88
5.	23.00	Mishak Rivas	(22-506)	2008-09
6.	21.82	Stanley Bunton	(22-480)	1979-81
7.	21.63	D. Wilkerson	(35-757)	1993-94
8.	21.12	Derek Lopez	(25-528)	2008-11
9.	20.96	Ben Jessie	(24-503)	1985-88
10.	20.64	Bronson Sanders	(22-454)	1998-01

INTERCEPTION RETURN YARDS

1.	131	Charles Sterling	(4-131)	1985
	131	Marcus Clark	(6-131)	2007-09
3.	128	Tim Staskus	(8-128)	1981-83
	128	Bobby Watkins	(8-128)	1979-80
5.	122	Paul Phillips	(6-122)	1973,75-76
6.	121	Mac Sauls	(14-121)	1965-67
7.	117	Darrell Johnson	(6-117)	1975-76,78
8.	115	Max Sauls	(4-115)	1964
9.	110	Billy Sanders	(5-110)	1952
10.	107	Robbie Robinett	(2-107)	1959

INTERCEPTIONS

1.	17	David Glasco	(17-106)	1982-84
2.	14	Mac Sauls	(14-121)	1965-67
3.	11	Adrian Simpson	(11-72)	1980,82-83
	11	Ricky West	(11-67)	1968,71
5.	10	Keith Frase	(10-102)	1975-78
	10	Bobby McBride	(10-92)	1954-55
	10	Don Caldwell	(10-73)	1968-70
	10	Leon Savage	(10-65)	1973-76
9.	9	Ronnie Kuhn	(9-44)	1977-78
	9	Lee Lundin	(9-36)	1985-02
	9	Aaron Randow	(9-22)	1971-73

Career Leaders

INTERCEPTION RETURN TDS

1.	3	Tim Staskus	1981-83
2.	2	Cyril Friday	1980-83
	2	Brad Schley	1997-98
4.	1	Darryl Morris	2010-11
	1	Joe Bell	2005-09
	1	Daniel Carrillo	2005
	1	Melvin Webber	2004-05
	1	Jason Washington	1998-01
	1	Ypres Thomas	1995
	1	Brian Surovik	1994-97
	1	Nicholas Jack	1994-96
	1	Bret Floyd	1987-88
	1	A.J Johnson	1986-88
	1	Brad Fulks	1985-88
	1	Ken Huewitt	1980-83
	1	Billy Hall	1980-82
	1	Bobby Watkins	1979-80
	1	Bill Pointer	1975
	1	Clay Roland	1972
	1	Gilmore Krueger	1971
	1	Robbie Robinett	1959

FUMBLE RETURN YARDS

1.	97	C.J. Carroll	(2-97)	1997-00
2.	78	Brandon Dickinson	(1-78)	2001-02
3.	72	Larry Hayden	(1-72)	2003-05
4.	63	Michael Ebbitt	(1-63)	2011
5.	58	Myron Coleman	(2-58)	1998-01
6.	56	Johnny McCoy	(1-56)	2003
7.	52	Sterling Rogers	(1-52)	2000
8.	50	Epsilon Williams	(0-50)	2003-06
9.	46	Clay Weir	(1-46)	2001-02
	46	Greg Pitts	(1-46)	2000-02

FUMBLE RETURN TDS

1.	2	Myron Coleman	1998-01
	2	Sterling Rogers	1998-01
3.	1	Michael Ebbitt	2011
	1	DaMarcus Griggs	2006-10
	1	Donavan King	2005-08
	1	Walter Musgrove	2004-06
	1	Dominic Giametta	2004-05
	1	Larry Hayden	2003-05
	1	D. Chandler	2003
	1	Johnny McCoy	2003
	1	Harold Watson	2002-03
	1	B. Dickinson	2001-02
	1	Clay Weir	2001-02
	1	Greg Pitts	2000-02
	1	Clenton Ballard	2000
	1	Sterling Rogers	2000

TOTAL TACKLES

1.	447	Greg Pitts	(235-212)	1999-02
2.	441	Brad Fulks	(200-241)	1985-88
3.	389	Shawn Woods	(171-218)	1984-87
4.	388	Myron Coleman	(220-168)	1998-01
5.	362	Cyril Friday	(177-185)	1980-83
6.	361	Clifton Black	(209-152)	1995-99
7.	335	Sterling Rogers	(248-87)	1998-01
8.	322	Glenn Mangold	(141-181)	1986-89
9.	320	Jeremy Castillo	(138-182)	2003-06
10.	315	Marcus Clark	(153-162)	2007-10

UNASSISTED TACKLES

1.	248	Sterling Rogers	(248-87)	1998-01
2.	235	Greg Pitts	(235-212)	1999-02
3.	220	Myron Coleman	(220-168)	1998-01
4.	209	Clifton Black	(209-152)	1995-99
5.	200	Brad Fulks	(200-241)	1985-88
6.	195	C.J. Carroll	(195-56)	1997-00
7.	177	Cyril Friday	(177-185)	1980-83
8.	172	Nicholas Jack	(172-77)	1993-96
9.	171	Shawn Woods	(171-218)	1984-87
10.	153	Marcus Clark	(153-162)	2007-10

ASSISTED TACKLES

1.	241	Brad Fulks	(200-241)	1985-88
2.	218	Shawn Woods	(171-218)	1984-87
3.	212	Greg Pitts	(235-212)	1999-02
4.	185	Cyril Friday	(177-185)	1980-83
5.	182	Jeremy Castillo	(138-182)	2003-06
6.	181	Glenn Mangold	(141-181)	1986-89
7.	168	Myron Coleman	(220-168)	1998-01
8.	166	Rod Woodard	(124-166)	1989-91
9.	164	Arnold Baker	(141-164)	1984-87
10.	162	Marcus Clark	(153-162)	2007-10

TACKLES FOR LOSS

1.	46.0	Sterling Rogers	(46-0/117)	1998-01
2.	44.0	Greg Pitts	(44-0/165)	1999-02
3.	39.0	Jeremy Castillo	(29-20/164)	2003-06
4.	38.0	C.J. Carroll	(38-0/81)	1997-00
	38.0	Glenn Mangold	(38-0/33)	1986-89
6.	36.0	Mike Langford	(30-12/81)	1980-82
7.	35.5	Fred Evans	(28-15/133)	2004-05
8.	32.0	Cyril Friday	(32-0/75)	1980-83
9.	27.5	Travis Houston	(20-15/102)	2006-09
10.	27.0	Nick Clark	(20-14/114)	2004-07

YARDS FROM TACKLES FOR LOSS

1.	165	Greg Pitts	(44-0/165)	1999-02
2.	164	Jeremy Castillo	(29-20/164)	2003-06
3.	133	Fred Evans	(28-15/133)	2004-05
4.	117	Sterling Rogers	(46-0/117)	1998-01
5.	114	Nick Clark	(20-14/114)	2004-07
6.	102	Travis Houston	(20-15/102)	2006-09
7.	97	David Simmons	(18-11/97)	2002-05
8.	92	Marcus Clark	(17-8/92)	2007-10
9.	81	Mike Langford	(30-12/81)	1980-82
	81	C.J. Carroll	(38-0/81)	1997-00

QUARTERBACK SACKS

1.	32.0	C.J. Carroll	(32-0/146)	1997-00
2.	27.5	Rod Clark	(25-5/0)	1981-83
3.	24.5	Cyril Friday	(21-7/0)	1980-83
4.	22.5	Monte Lewis	(22-1/51)	1991-94
5.	21.5	Glenn Mangold	(21-1/0)	1986-89
6.	18.0	Greg Pitts	(17-2/116)	1999-02
7.	16.0	Mike Langford	(16-0/0)	1980-82
8.	14.0	Myron Coleman	(8-12/48)	1998-01
9.	13.5	Clint Bendele	(12-3/36)	1996-99
10.	12.5	Brad Schley	(12-1/31)	1997-98



Career Leaders

YARDS FROM SACKS

1.	194	C.J. Carroll	1997-00
2.	116	Greg Pitts	(17-2/116) 1999-02
3.	89	Sterling Rogers	(11-1/89) 1998-01
4.	85	Jeremy Castillo	(9-5/85) 2003-06
5.	78	Donald Miller	(11-0/78) 1992-95
6.	73	Pop Wells	(10-1/73) 1995-97
7.	70	Fred Evans	(10-3/70) 2004-05
8.	69	Nick Clark	(6-6/69) 2004-07
9.	66	Travis Houston	(11-2/66) 2006-09
10.	64	Michael Ebbitt	(11.5/64) 2011

FUMBLES FORCED

1.	12	C.J. Carroll	1997-00
	12	Sterling Rogers	1998-01
3.	10	Greg Pitts	1999-02
4.	9	Jeremy Castillo	2003-06
	9	Rod Woodard	1989-91
6.	8	Rod Clark	1981-83
7.	7	Chad Coleman	1989-90
	7	Cyril Friday	1980-83
	7	Shawn Woods	1984-87
10.	6	Courtney Smith	2004-08
	6	Arnold Baker	1984-87
	6	Jeff Brown	2002-05
	6	John Douglass	1991-92
	6	Tyrone Carrington	1991-92
	6	Victor Carr	1991-93

FUMBLES RECOVERED

1.	10	Jeremy Castillo	2003-06
2.	9	Myron Coleman	1998-01
3.	8	Brad Fulks	1985-88
	8	Cyril Friday	1980-83
5.	7	Glenn Mangold	1986-89
	7	Arnold Baker	1984-87
7.	5	Kenyon Leno	2001-04
	5	Craig Hemphill	1991-92
	5	Tim Staskus	1981-83
	5	Greg Pitts	1999-02
	5	William Welch	1996-97
	5	Bret Floyd	1987-88
	5	Craig Hemphill	1991-92

PASS BREAKUPS

1.	27	Nicholas Jack	1993-96
2.	25	Epsilon Williams	2003-06
3.	24	Rod Woodard	1989-91
4.	21	Darryl Morris	2008-11
5.	20	Brian McCray	1991-93
6.	19	Sterling Rogers	1998-01
	19	Kenyon Leno	2001-04
8.	16	Kent Laster	1995-97
9.	14	Harold Watson	2002-03
	14	Delwin Manning	1989-92
	14	Billy Hall	1980-82

QB HURRIES

1.	50	Greg Pitts	1999-02
2.	30	Myron Coleman	1998-01
3.	27	Josh Tubbs	2001-03
4.	23	C.J. Carroll	1997-00
	23	Sterling Rogers	1998-01
6.	18	Marcus Clark	2007-10
	18	Travis Houston	2006-09
8.	16	Clenton Ballard	1998-01
9.	13	Nate Langford	2004-07
10.	11	Nick Clark	2004-07
	11	David Simmons	2002-05
	11	Travis Upshaw	2002-05

RUSHING LEADERS

Year	Player	GP	Att.	Yds.	G/Avg.
1950	Lawrence Weber	9	35	212	23.6
1951	Leo Chafin	10	149	736	73.6
1952	Ed Schmeltekopf	9	121	767	85.2
1953	Ed Schmeltekopf	7	79	355	50.7
1954	Ed Schmeltekopf	8	83	361	45.1
1955	Bobby Gibbens	9	135	564	62.7
1956	Keith Hoffmann	9	99	436	48.4
1957	Walter Schulle	9	118	432	48.0
1958	David Baker	8	78	306	38.3
1959	Willard Dearing	9	118	704	78.2
1960	Gibbs Franki	10	96	429	42.9
1961	Gibbs Franki	10	142	491	49.1
1962	Dee White	10	98	707	70.7
1963	Rex Turner	10	99	558	55.8
1964	Reynaldo Farias	6	87	439	73.2
1965	Reece Morrison	10	163	919	91.9
1966	Reece Morrison	10	121	611	61.1
1967	Reece Morrison	10	88	414	41.4
1968	Richard Bailey	8	186	470	58.8
1969	Andy Buffington	10	148	595	59.5
1970	Josh Brown	10	215	945	94.5
1971	Josh Brown	10	166	892	89.2
1972	Josh Brown	9	205	1011	112.3
1973	Walter Hartfield	9	155	704	78.2
1974	Kevin Jurgajtis	10	138	726	72.6
1975	Jesse Davis	9	112	731	81.2
1976	Kevin Jurgajtis	10	184	877	87.7
1977	Kevin Jurgajtis	9	178	869	96.6
1978	Paul Derby	10	177	909	90.9
1979	Donnie Williams	11	146	720	65.5
1980	Donnie Williams	11	148	742	67.5
1981	Donnie Williams	11	161	891	81.0
1982	Ricky Sanders	11	151	878	79.8
1983	Ricky Sanders	10	141	665	66.5
1984	Eric Cobble	10	118	470	47.0
1985	Eric Cobble	11	153	729	66.3
1986	Roy Jackson	11	202	1187	107.9
1987	Roy Jackson	9	111	450	50.0
1988	Bill Jones	11	207	876	79.6
1989	Reggie Rivers	11	136	659	59.9
1990	Reggie Rivers	10	215	1145	114.5
1991	Gilbert Price	11	244	837	76.1
1992	John Hygh	11	186	638	58.0
1993	Donald Wilkerson	11	135	787	71.5
1994	Donald Wilkerson	11	302	1569	142.6
1995	Claude Mathis	11	244	1289	116.9
1996	Claude Mathis	11	294	1593	144.8
1997	Claude Mathis	11	311	1595	145.0
1998	ReShawn Brown	11	162	710	64.5
1999	Bronson Sanders	11	237	1004	91.3
2000	Lee Davis	10	162	825	82.5
2001	Bronson Sanders	9	205	953	105.9
2002	Lee Davis	10	173	788	78.8
2003	Terrell Harris	11	139	780	70.9
2004	Douglas Sherman	11	128	622	56.5
2005	Barrick Nealy	14	159	1057	75.5
2006	Stan Zwinggi	11	131	735	68.8
2007	Karrington Bush	11	137	1039	94.5
2008	Karrington Bush	13	136	1065	81.9
2009	Alvin Canady	10	128	546	49.6
2010	Karrington Bush	11	145	704	64.0
2011	Terrence Franks	12	146	863	71.9

PASSING LEADERS

Year	Player	GP	Att.	Com.	Int.	Pct.	Yds.	TDs
1950	Joe Farris	9	145	58	10	.400	744	7
1951	Pence Dacus	10	144	66	7	.458	1022	12
1952	Pence Dacus	9	161	86	14	.534	1228	9
1953	Pence Dacus	9	207	113	10	.546	1654	11
1954	Bobby McBride	10	100	44	7	.440	668	4
1955	Bobby McBride	7	90	52	2	.578	906	9
1956	Alvin Woods	9	62	24	9	.378	425	5
1957	Alvin Woods	9	87	39	8	.448	465	4
1958	Robert Manning	10	100	43	9	.430	635	4
1959	Bob Lewis	9	99	46	8	.465	701	5
1960	Dee White	10	71	21	0	.296	252	0
1961	Dee White	10	80	28	11	.350	364	3
1962	Danny Leinnweber	10	55	26	5	.473	461	8
1963	Danny Leinnweber	10	185	95	6	.514	1134	6
1964	Jesse Perkins	9	60	30	1	.500	584	4
1965	Jesse Perkins	10	132	43	8	.326	542	1
1966	Jesse Perkins	10	161	66	8	.410	904	6
1967	Jesse Perkins	10	224	101	13	.451	1625	13
1968	Cliff Mitchell	10	177	79	10	.446	1285	8
1969	Cliff Mitchell	10	208	98	10	.471	1387	10
1970	Jim Duncan	11	275	134	10	.487	1779	9
1971	Jim Duncan	10	213	98	12	.460	1442	6
1972	Noe Gonzales	10	175	66	11	.377	1110	6
1973	Noe Gonzales	8	122	53	11	.434	806	4
1974	Gary Frank	8	70	27	7	.386	477	3
1975	Gary Frank	10	61	20	6	.328	209	1
1976	Luis Reyes	10	187	84	13	.449	1289	7
1977	Greg Hamilton	9	67	33	2	.493	702	9
1978	Mike Miller	9	72	27	3	.375	517	4
1979	Mike Miller	9	103	40	5	.388	717	3
1980	Mike Miller	11	148	76	10	.514	1375	10
1981	Mike Miller	11	206	100	10	.485	1837	14
1982	Ron Jacoby	11	181	100	11	.553	1326	8
1983	Rene Maldonado	10	146	82	9	.562	1127	4
1984	David Longhofer	11	224	107	10	.478	1613	7
1985	David Longhofer	10	137	69	11	.504	784	1
1986	David Haass	10	113	47	7	.416	589	2
1987	Ron Rittimann	11	268	122	11	.455	1756	12
1988	Ron Rittimann	5	127	60	8	.472	917	7
1989	Eric Turner	8	147	88	8	.599	1286	6
1990	Gilbert Price	11	89	45	2	.506	661	4
1991	Gilbert Price	11	147	78	5	.531	954	5
1992	John Hygh	11	146	72	8	.493	876	7
1993	John Hygh	10	107	48	11	.449	506	2
1994	David Williams	9	174	99	10	.569	1146	10
1995	David Williams	10	348	186	13	.535	2389	18
1996	David Williams	11	241	111	18	.461	1383	6
1997	David Williams	11	255	154	11	.604	1759	11
1998	Spergon Wynn	11	284	173	6	.609	1851	10
1999	Spergon Wynn	11	323	161	13	.498	1646	14
2000	Jason Griffin	11	135	78	5	.578	934	8
2001	Cody McCauley	11	250	130	9	.520	1438	8
2002	Cody McCauley	11	168	102	4	.607	1223	9
2003	Barrick Nealy	12	473	240	17	.507	3129	2
2004	Barrick Nealy	9	143	84	6	.587	1202	10
2005	Barrick Nealy	14	363	208	9	.573	2875	21
2006	Bradley George	10	233	124	10	.532	1676	11
2007	Bradley George	11	334	190	8	.569	2099	16
2008	Bradley George	13	301	181	6	.601	2660	26
2009	Bradley George	11	409	258	11	.631	3121	23
2010	Tyler Arndt	7	192	106	7	.552	1364	9
2011	Shaun Rutherford	11	156	91	4	.583	1227	12



Year-by-Year Leaders

TOTAL OFFENSE LEADERS

Year	Player	GP	Rush	Pass	Total	Avg.
1950	Joe Farris	9	78	744	822	91.3
1951	Pence Dacus	10	68	1022	1090	109.0
1952	Pence Dacus	9	184	1228	1412	156.9
1953	Pence Dacus	9	91	1654	1745	193.9
1954	Bobby McBride	10	76	668	744	74.4
1955	Bobby McBride	7	109	906	1015	145.0
1956	Alvin Woods	8	37	424	461	57.6
1957	Alvin Woods	9	5	465	470	52.2
1958	Robert Manning	10	-3	635	632	63.2
1959	Bob Lewis	9	-33	691	658	73.1
1960	Gibbs Franki	10	429	0	429	42.9
1961	Dee White	10	412	364	776	77.6
1962	Dee White	10	707	323	1030	103.0
1963	Danny Leinnweber	10	43	1134	1177	117.7
1964	Jesse Perkins	10	245	584	829	92.1
1965	Reece Morrison	10	919	0	919	91.9
1966	Jesse Perkins	10	381	904	1285	128.5
1967	Jesse Perkins	10	410	1625	2035	203.5
1968	Cliff Mitchell	10	185	1285	1470	147.0
1969	Cliff Mitchell	10	-54	1387	1333	133.3
1970	Jim Duncan	11	114	1779	1893	172.1
1971	Jim Duncan	10	0	1442	1442	144.2
1972	Noe Gonzales	10	452	1110	1562	156.2
1973	Noe Gonzales	8	411	806	1217	152.1
1974	Gary Frank	8	207	477	684	85.5
1975	Jesse Davis	9	731	9	740	82.2
1976	Luis Reyes	10	15	1289	1304	130.4
1977	Greg Hamilton	8	148	702	850	106.3
1978	Mike Miller	8	375	517	892	111.5
1979	Mike Miller	11	358	717	1075	97.7
1980	Mike Miller	11	504	1375	1879	170.8
1981	Mike Miller	11	566	1837	2403	218.5
1982	Ron Jacoby	11	579	1326	1905	173.2
1983	Rene Maldonado	10	66	1127	1193	119.3
1984	David Longhofer	11	355	1613	1968	178.9
1985	David Longhofer	10	237	784	1021	102.1
1986	Roy Jackson	11	1187	0	1187	107.9
1987	Ron Rittmann	11	-61	1756	1695	154.1
1988	Ron Rittmann	5	45	917	962	192.4
1989	Eric Turner	8	-14	1286	1272	159.0
1990	Gilbert Price	11	738	661	1399	127.2
1991	Gilbert Price	11	837	954	1791	162.8
1992	John Hygh	11	638	876	1514	137.6
1993	John Hygh	10	514	506	1020	102.0
1994	Donald Wilkerson	11	1569	0	1569	142.6
1995	David Williams	10	-2	2389	2387	238.7
1996	Claude Mathis	11	1593	0	1593	144.8
1997	David Williams	11	171	1759	1930	175.5
1998	Spergon Wynn	11	-196	1851	1655	150.5
1999	Spergon Wynn	11	-49	1646	1597	145.2
2000	Jason Griffin	11	-14	934	920	83.6
2001	Cody McCauley	11	133	1438	1571	142.8
2002	Cody McCauley	11	79	1223	1302	118.4
2003	Barrick Nealy	12	261	3129	3390	282.5
2004	Barrick Nealy	9	409	1202	1611	179.0
2005	Barrick Nealy	14	1057	2875	3932	280.9
2006	Bradley George	10	104	1676	1780	178.0
2007	Bradley George	11	81	2099	2180	198.2
2008	Bradley George	13	19	2660	2679	223.2
2009	Bradley George	11	26	3121	3147	286.1
2010	Tyler Arndt	7	24	1364	1388	198.3
2011	Shaun Rutherford	11	449	1227	1676	152.4

PASS RECEIVING LEADERS

Year	Player	GP	Rec.	Yds.	TDs
1950	Wallace Reicherzer	9	20	254	3
1951	Mac Peoples	10	21	320	4
1952	John Weder	9	34	475	2
1953	James Prewitt	9	35	586	2
1954	Bobby Graham	10	13	204	1
1955	Bobby Graham	9	21	350	3
1956	Charlie Hall	8	12	196	3
1957	Hillyer Ward	10	13	245	1
1958	Hillyer Ward	10	15	291	1
1959	Don Hardin	10	20	380	1
1960	Don Hardin	10	8	118	0
1961	Celestino Avila	10	13	166	3
1962	Reynaldo Farias	10	21	306	7
1963	Jerry Cole	10	31	429	1
1964	Jerry Cole	9	15	242	3
1965	Louie Simmonds	10	16	200	0
1966	David Morrison	10	17	369	2
1967	Cliff Mitchell	10	37	623	6
1968	Don Caldwell	10	30	531	0
1969	Johnny Parker	9	58	927	8
1970	Johnny Parker	11	59	820	6
1971	Johnny Parker	10	43	723	5
1972	Ben Scharnberg	10	20	354	2
1973	Robert Watson	10	24	320	3
1974	Robert Miller	9	13	291	1
1975	Robert Miller	10	5	125	1
1976	Randy Knox	10	25	298	3
1977	Jesse Davis	9	14	287	3
1978	Billy Dunk	10	22	556	8
1979	Billy Dunk	11	21	480	3
1980	Billy Dunk	11	32	529	4
1981	David Vela	11	44	971	11
1982	David Vela	11	34	580	1
1983	Vaughn Deary	10	50	711	4
1984	Kevin Mickets	11	22	336	2
1985	Courtney Lane	10	21	374	3
	Patrick Franklin	11	21	271	0
1986	Eric Tennessee	11	38	480	1
1987	Eric Tennessee	10	49	749	4
1988	A.J. Johnson	8	26	459	4
1989	Mike Murphy	11	33	595	3
1990	Robert Gasca	11	11	222	2
1991	Todd Scott	11	23	261	0
1992	Scott Moore	11	19	219	2
1993	Clint Owen	11	14	187	0
1994	Claude Mathis	11	33	307	2
1995	Aaron Allen	11	44	544	2
1996	Aaron Allen	11	27	280	1
1997	D'Angelo Torres	10	41	474	2
1998	D'Angelo Torres	10	51	616	6
1999	Marvin Giddings	11	31	289	2
2000	Tyson Olivo	11	43	515	0
2001	Tyson Olivo	8	36	464	3
2002	Lee Davis	10	17	195	2
2003	K.R. Carpenter	12	60	780	7
2004	John Tyson	11	27	407	6
2005	Markee White	13	56	786	5
2006	Chase Wasson	11	27	380	3
2007	Cameron Luke	11	60	1,035	12
2008	Cameron Luke	13	73	1,268	17
2009	Da'Marcus Griggs	11	80	969	8
2010	Da'Marcus Griggs	11	65	920	6
2011	Darius Bolden	12	30	473	2



Year-by-Year Leaders

SCORING LEADERS

Year	Player	TD	1PT	2PT	FG	TP
1950	Melvin Selph	-	-	-	-	35
1951	E.W. Swindler	8	0	0	0	48
1952	Ed Schmeltekopf	10	0	0	0	60
	Leo Chafin	10	0	0	0	60
1953	Donald Robertson	7	0	0	0	42
1954	Bobby McBride	5	0	0	0	30
1955	Bobby Graham	9	17	0	0	71
1956	Caddo Sanders	4	4	0	0	28
1957	Walter Schulle	4	10	0	0	34
1958	Walter Schulle	3	0	1	0	20
1959	Willard Dearing	6	0	1	0	38
1960	Dee White	3	0	0	0	18
1961	Gibbs Franki	5	0	0	0	30
	Rex Turner	2	15	0	1	30
1962	Rex Turner	5	28	0	0	58
1963	Rex Turner	8	21	0	3	78
1964	Joe Bednarski	8	0	0	0	48
1965	Reece Morrison	11	0	0	0	66
1966	David Morrison	3	17	0	8	59
1967	David Morrison	11	39	0	3	114
1968	Don Caldwell	8	0	0	0	48
	Cliff Mitchell	8	0	0	0	48
1969	Johnny Parker	8	0	2	0	52
1970	Josh Brown	12	0	0	0	72
1971	Josh Brown	13	0	0	0	78
1972	David Wuest	0	21	0	12	57
1973	Walter Hartsfield	6	0	0	0	36
1974	Kevin Jurgajtis	9	0	0	0	54
1975	Gary Frank	8	0	0	0	48
1976	Kevin Jurgajtis	11	0	0	0	66
1977	Jesse Davis	5	0	0	0	30
	Terry Whitman	0	18	0	4	30
1978	Billy Dunk	8	0	0	0	48
1979	Mike Miller	9	0	0	0	54
1980	Mike Miller	11	0	0	0	66
1981	Donnie Williams	16	0	0	0	96
1982	Ron Jacoby	12	0	0	0	72
1983	Ricky Sanders	10	0	0	0	60
1984	Neal Neunhoffer	0	22	0	8	46
1985	Jesse Williams	0	21	0	10	51
1986	Roy Jackson	10	0	0	0	60
1987	Kyle Matlock	0	21	0	5	36
1988	Bill Jones	10	0	0	0	60
1989	Jason Howes	0	20	0	13	59
1990	Robbie Roberson	0	14	0	14	56
1991	Todd Scott	12	0	0	0	72
1992	Ray Whitehead	0	24	0	11	57
1993	Ray Whitehead	0	15	0	13	54
1994	Donald Wilkerson	9	0	0	0	54
1995	Claude Mathis	12	0	0	0	72
1996	Claude Mathis	17	0	0	0	102
1997	Claude Mathis	14	0	0	0	84
1998	Ross Doctoroff	0	17	0	9	44
1999	Justin Martinez	0	23	0	6	41
2000	Justin Martinez	0	26	0	10	56
2001	Justin Martinez	0	17	0	12	53
2002	Lee Davis	14	0	0	0	84
2003	Steven Dietz	0	7	0	32	53
2004	Terrell Harris	7	0	0	0	42
2005	Stan Jones	0	11	0	55	88
2006	Andrew Ireland	0	10	0	23	53
2007	Cameron Luke	12	0	0	0	72
2008	Cameron Luke	17	0	0	0	102
2009	Alvin Canady	10	0	0	0	60

2010	Da'Marcus Griggs	8	0	0	0	48
2011	Will Johnson	0	33	0	33	72

PUNTING LEADERS

Year	Player	No.	Yds.	Avg.
1950	Raymond Palmour	60	2,264	37.7
1951	Raymond Palmour	56	2,302	41.1
1952	Eugene Kosarek	16	611	38.2
1953	Keith Hoffmann	12	483	40.3
1954	Raymond Palmour	23	818	35.6
1955	Jerry Hopkins	25	884	35.4
1956	Keith Hoffmann	32	1,126	35.2
1957	Robert Manning	12	432	36.0
1958	David Baker	41	1,425	34.8
1959	Alvin Ringo	34	1,222	35.9
1960	Charles Davis	59	1,925	32.6
1961	Rex Turner	43	1,454	33.8
1962	Rex Turner	44	1,357	30.8
1963	Jon White	45	1,961	43.6
1964	Jon White	36	1,307	36.3
1965	Jon White	52	2,320	44.6
1966	Jon White	53	2,306	43.5
1967	Bill Overall	37	1,448	39.1
1968	Tom Soyars	41	1,534	37.4
1969	Tom Soyars	53	2,135	40.3
1970	Tom Soyars	48	1,874	39.0
1971	Tom Soyars	49	1,765	36.0
1972	Steve Meeks	54	2,128	39.4
1973	Steve Meeks	48	1,827	38.1
1974	Steve Meeks	47	1,701	36.2
1975	Leland Bolen	48	1,827	38.1
1976	Leland Bolen	25	900	36.0
1977	David Muldoon	66	2,519	38.2
1978	Mike Taylor	69	2,734	39.6
1979	Mike Taylor	42	1,459	34.7
1980	Mike Taylor	54	2,113	39.1
1981	Mike Taylor	47	1,752	37.3
1982	Jerry Fife	53	1,874	35.4
1983	Jerry Fife	53	2,107	39.8
1984	Jerry Fife	69	2,437	35.3
1985	Jerry Fife	42	1,571	37.4
1986	David Haass	48	1,764	36.8
1987	David Haass	24	844	35.2
1988	Paul Alsbury	56	2,103	37.6
1989	Paul Alsbury	52	2,154	41.4
1990	Paul Alsbury	39	1,749	44.9
1991	Greg Pagel	45	1,632	36.3
1992	Jeff Brandes	60	2,168	36.1
1993	Jeff Brandes	49	1,893	38.6
1994	Jeff Brandes	46	1,822	39.6
1995	Jeff Brandes	53	2,040	38.5
1996	Matt Wieland	60	2,350	39.3
1997	Rick Barrow	53	1,972	37.3
1998	Rick Barrow	69	2,822	40.9
1999	Rick Barrow	66	2,807	42.5
2000	Rick Barrow	62	2,338	38.5
2001	Marvin McCurry	57	2,210	38.8
2002	Marvin McCurry	66	2,501	37.9
2003	Cory Eloff	48	2,081	43.4
2004	Cory Eloff	54	2,261	41.9
2005	Cory Eloff	45	1,816	40.4
2006	Chris MacDonald	46	1,996	43.4
2007	Chris MacDonald	49	2,250	45.9
2008	Ben Follis	42	1,607	38.3
2009	Ben Follis	39	1,531	39.3



All-Year-by-Year Leaders

2010	Ben Follis	49	2,039	41.6
2011	Ben Follis	53	2,189	41.3

PUNT RETURN LEADERS

Year	Player	No.	Yds.	Avg.	TD
1952	Bill Sanders	16	222	13.9	0
1953	Leon Sefton	5	88	17.6	0
1954	Bobby Graham	8	89	11.1	0
1955	Bobby Graham	17	231	13.6	0
1956	Caddo Sanders	10	170	17.0	0
1957	Eddie Lankford	4	89	22.3	0
1958	Hillyer Ward	15	174	11.6	0
1959	Willard Dearing	9	62	6.9	0
1961	Dee White	12	89	7.4	0
1962	Roddy Bagley	10	53	5.3	0
1963	Louie Simmonds	20	194	9.7	0
1964	Louie Simmonds	11	95	8.6	0
1965	Mac Sauls	13	201	15.5	0
1966	Mac Sauls	14	194	13.9	0
1967	Mac Sauls	24	344	14.3	0
1968	Mike Montgomery	20	148	7.4	0
1969	Mike Montgomery	6	55	9.2	0
1970	Floyd Campbell	14	336	24.0	0
1971	Ricky West	14	94	6.7	0
1972	Jim Stienke	11	66	6.0	0
1973	Ben Scharnberg	20	126	6.3	0
1974	Kyle Bolen	12	78	6.5	0
1975	Darrell Johnson	8	78	9.8	0
1976	Darrell Johnson	8	56	7.0	0
1977	Adrian Edwards	12	95	7.9	0
1978	Darrell Johnson	11	73	6.6	0
1979	Stanley Bunton	21	111	5.3	0
1980	Gary Peoples	12	59	4.9	0
1981	Gary Peoples	22	166	7.5	0
1982	Gary Peoples	28	183	6.5	0
1983	Ricky Sanders	14	166	11.9	0
1984	Eric Cobble	9	51	5.7	0
1985	A.J. Johnson	10	51	5.1	0
1986	Mike Collins	10	40	4.0	0
1987	A.J. Johnson	9	111	12.3	1
1988	Mike Collins	30	225	7.5	0
1989	Mike Collins	24	242	10.1	1
1990	Warren Stewart	17	141	8.3	0
1991	Maurice Williams	27	244	9.0	0
1992	Maurice Williams	7	121	17.3	0
1993	Donald Wilkerson	17	62	3.7	0
1994	Claude Mathis	17	223	13.1	0
1995	Claude Mathis	20	352	17.6	0
1996	Aaron Allen	3	45	15.0	0
1997	William Welch	3	21	7.0	0
1998	Darrick Vaughn	12	58	4.8	0
1999	Darrick Vaughn	8	116	14.5	1
2000	Bronson Sanders	14	90	6.4	0
2001	Justin Vogt	29	284	9.8	0
2002	Jarvis Smith	13	151	11.6	1
2003	Jarvis Smith	19	114	6.0	0
2004	Derwin Straughter	24	172	7.2	0
2005	Morris Crosby	17	203	11.9	0
2006	Morris Crosby	13	78	6.0	0
2007	Will Thompson	9	82	9.1	0
2008	Drenard Williams	6	19	3.2	0
2009	Will Thompson	9	59	6.6	0
2010	Da'Marcus Griggs	21	280	13.3	1
2011	Andy Erickson	18	199	11.1	0

KICKOFF RETURN LEADERS

Year	Player	No.	Yds.	Avg.	TD
1952	Billy Sanders	20	365	18.3	0
1953	Bobby Graham	6	152	25.3	0
1954	Bobby Graham	5	149	29.8	0
1955	Bobby Graham	7	123	17.6	0
1956	Caddo Sanders	9	172	19.1	0
1957	Eddie Lankford	7	214	30.6	0
1958	Hillyer Ward	13	247	19.0	0
1959	Willard Dearing	11	308	28.0	1
1961	Charles Bridges	6	86	14.3	0
1962	Rex Turner	5	79	15.8	0
1963	Rex Turner	6	110	18.3	0
1964	Jimmy Jones	7	179	25.6	0
1965	Reece Morrison	11	213	19.4	0
1966	David Morrison	10	242	24.2	0
1968	Mike Montgomery	9	169	18.8	0
1969	Andy Buffington	13	365	28.1	0
1970	Floyd Campbell	14	336	24.0	0
1971	Floyd Campbell	10	248	24.8	0
1972	Jim Stienke	15	316	21.1	0
1973	Ben Scharnberg	17	347	20.4	0
1974	David Smith	7	115	16.4	0
1975	David Smith	11	201	18.3	0
1976	Paul Darby	11	279	25.4	0
1977	Adrian Edwards	6	127	21.2	0
1978	Adrian Edwards	15	288	19.2	0
1979	Stanley Bunton	17	400	23.5	0
1980	Gary Peoples	7	157	22.4	0
1981	Gary Peoples	10	227	22.7	0
1982	Gary Peoples	12	213	17.8	0
1983	Eric Cobble	9	181	20.1	0
1984	Jimmy Nelms	9	158	17.6	0
1985	Ben Jessie	8	173	21.6	0
1986	Ben Jessie	15	323	21.5	0
1987	Gerard Bickham	9	228	25.3	0
1988	A.J. Johnson	19	446	23.5	0
1989	Reggie Rivers	18	411	22.8	0
1990	Todd Scott	11	262	23.8	0
1991	Maurice Williams	10	206	20.6	0
1992	Danny Faust	9	260	28.9	0
1993	Donald Wilkerson	20	430	21.5	0
1994	Claude Mathis	26	765	29.4	0
1995	Aaron Allen	18	375	20.8	0
1996	Claude Mathis	4	118	29.5	0
1997	D'Angelo Torres	3	76	25.3	0
1998	D'Angelo Torres	14	290	20.7	0
1999	D'Angelo Torres	8	171	21.4	0
2000	Jeff Wilson	15	338	22.5	0
2001	Tyrone Darden	9	196	21.8	0
2002	Jarvis Smith	15	323	21.5	0
2003	Antoine Harden	11	208	18.9	0
2004	Will Heyward	12	315	26.2	0
2005	Dameon Williams	12	318	26.5	0
2006	Stan Zwinggi	14	311	22.2	0
2007	Karrington Bush	21	466	22.2	0
2008	Karrington Bush	42	1,055	25.1	1
2009	Mishak Rivas	22	506	23.0	0
2010	Karrington Bush	34	932	27.4	0
2011	Derek Lopez	25	528	21.1	0



Year-by-Year Leaders

INTERCEPTION LEADERS

Year	Player	No.	Yds.	Avg.	TD
1952	Bill Sanders	5	110	22.0	0
1953	Pence Dacus	4	97	24.3	0
1954	Bobby McBride	5	82	16.4	0
1955	Bobby McBride	5	10	2.0	0
1956	Dave Rutherford	2	60	30.0	0
	Billy Miller	2	39	19.5	0
	Caddo Sanders	2	20	10.0	0
1957	Bassett Nix	2	78	39.0	0
	Alvin Ringo	2	14	7.0	0
1958	Walter Schulle	2	46	23.0	0
	Hillyer Ward	2	24	12.0	0
	Johnny Tombs	2	24	12.0	0
1959	Robbie Robinett	2	107	53.5	1
	Bob Lewis	2	60	30.0	0
	Tommy Roberts	2	15	7.5	0
	Willard Dearing	2	3	1.5	0
	Herb Wuthrich	2	2	1.0	0
1960	Robert Cornelius	4	0	0.0	0
1961	Stanley Pfeil	3	0	0.0	0
1962	Nathan Porter	3	60	20.0	0
	Charles Davis	3	0	0.0	0
1963	Jerry Cole	4	24	6.0	0
1964	Mac Sauls	4	115	28.8	0
	Richard Suffel	4	12	3.0	0
1965	Mac Sauls	8	105	13.1	0
1966	Bobby Smith	6	58	9.7	0
	Mac Sauls	6	16	2.7	0
1968	Ricky West	4	35	8.8	0
1969	Don Caldwell	8	49	6.1	0
1970	Ricky West	5	8	1.6	0
1971	Ricky West	7	32	4.6	0
1972	Kyle Bolen	5	36	7.2	0
1973	Leon Savage	3	23	7.7	0
	Aaron Randow	3	20	6.7	0
1974	Leon Savage	4	16	4.0	0
1975	Keith Frase	3	44	14.7	0
	Kyle Bolen	3	30	10.0	0
1976	Paul Phillips	4	120	30.0	0
1977	Ronnie Kuhn	5	44	8.8	0
1978	Ronnie Kuhn	4	0	0.0	0
1979	Bobby Watkins	4	73	18.3	1
1980	Bobby Watkins	4	55	13.8	0
1981	Ken Coffey	7	41	5.9	1
1982	Tim Staskus	5	91	18.2	1
	David Glasco	5	43	8.6	0
1983	Adrian Simpson	8	72	9.0	0
1984	David Glasco	7	63	9.0	0
1985	Charles Sterling	4	131	32.8	0
1986	Lee Lundin	9	36	4.0	0
1987	Jimmy Nelms	6	41	6.8	0
1988	Andre Horton	3	21	7.0	0
1989	Butch Maywald	5	11	2.2	0
1990	Warren Stewart	4	0	0.0	0
1991	Rod Woodard	5	44	8.8	0
1992	Nelson Robinson	5	44	8.8	0
1993	Todd Siebert	4	70	17.5	0
1994	Todd Siebert	3	60	20.0	0
1995	Ypres Thomas	3	38	12.7	1
	Kent Laster	3	41	13.7	0
1996	William Welch	4	0	0.0	0
1997	Brad Schley	2	67	33.5	2
	Brian Surovik	2	47	23.5	1
	Fred Davis	2	43	21.5	0

Year	Player	No.	Yds.	Avg.	TD
1998	Darrick Vaughn	3	0	0.0	0
1999	Darrick Vaughn	4	1	0.3	0
2000	Kendall Jones	3	2	0.7	0
2001	Tyrone Darden	2	44	22.0	0
2002	Donnie Baker	3	69	23.0	0
2003	Epsilon Williams	5	32	6.4	0
2004	Walter Musgrove	2	22	11.0	0
	Nato James	2	0	0.0	0
2005	Jamarqus O'Neal	3	51	17.0	0
2006	Walter Musgrove	5	3	0.6	0
2007	Marcus Clark	4	99	17.2	0
2008	Morris Crosby	4	51	12.8	0
2009	Will Thompson	2	2	1.0	0
2010	Brian Lilly	2	7	3.5	0
2011	Xavier Daniels	3	14	4.7	0

FIELD GOAL LEADERS

Year	Player	FG	FGA	Pct.	LG
1971	David Wuest	6	12	.500	48
1972	David Wuest	12	19	.631	45
1973	David Wuest	1	3	.333	49
1974	Carl Andress	5	17	.294	36
1975	Carl Andress	4	11	.364	47
1976	Jimmy Minor	7	12	.583	45
1977	Terry Whitman	4	6	.667	43
1978	Terry Whitman	3	10	.300	32
1979	Terry Whitman	8	10	.800	38
1980	Terry Whitman	4	6	.667	32
1981	Neal Nuenhoffer	7	13	.538	47
1982	Neal Nuenhoffer	5	10	.500	45
1983	Neal Nuenhoffer	5	8	.265	48
1984	Neal Nuenhoffer	8	13	.615	47
1985	Jesse Williams	10	18	.556	42
1986	Kyle Matlock	7	13	.538	46
1987	Kyle Matlock	5	13	.385	46
1988	Jason Howes	5	10	.500	34
1989	Jason Howes	13	19	.684	52
1990	Robbie Roberson	14	19	.737	50
1991	Robbie Roberson	8	16	.500	43
1992	Ray Whitehead	11	13	.846	42
1993	Ray Whitehead	13	17	.765	42
1994	Ray Whitehead	6	9	.667	48
1995	Matt Wieland	11	18	.611	50
1996	Matt Wieland	12	14	.857	49
1997	Ross Doctoroff	5	8	.625	36
1998	Ross Doctoroff	9	11	.818	43
1999	Justin Martinez	6	11	.545	38
2000	Justin Martinez	10	17	.588	40
2001	Justin Martinez	12	17	.706	38
2002	Justin Martinez	1	5	.200	35
2003	Steven Dietz	7	15	.467	49
2004	Steven Dietz	6	15	.400	45
2005	Stan Jones	11	19	.579	50
2006	Andrew Ireland	10	11	.909	49
2007	Andrew Ireland	10	15	.667	52
2008	Andrew Ireland	14	17	.823	48
2009	Justin Garelick	7	8	.875	44
2010	Justin Garelick	4	12	.333	42
2011	Will Johnson	13	24	.542	53



Bobcat All-Americans

Year	Player	Position
	All-America Squad	Team
1953	Pence Dacus Associated Press Little All-America	Quarterback First
1954	Horace Allert Williamson All-American	Tackle First
1956	John Gibbens Williamson All-American	Tackle First
1962	John Reese National Association of Intercollegiate Athletics	Tackle First
1963	John Reese National Association of Intercollegiate Athletics	Tackle First
1963	Jerry Cole Associated Press Little All-America	End First
1964	Jerry Cole Associated Press Little All-America	End First
1967	Tommy Head National Association of Intercollegiate Athletics	Center First
1971	Bob Daigle National Association of Intercollegiate Athletics	Center First
1972	Bob Daigle National Association of Intercollegiate Athletics Associated Press Little All-America	Center First First
1972	Jim Stienke National Association of Intercollegiate Athletics	Defensive Back First
1972	Josh Brown Universal Sports Small College	Fullback First
1973	Dennis Colvin Universal Sports Small College	Offensive Tackle First
1974	Fred Pointer Associated Press Little All-America National Association of Intercollegiate Athletics	Offensive Guard First Second
1975	Bobby Kotzur National Association of Intercollegiate Athletics Associated Press Little All-America	Nose Guard First Second
1976	Charlie Collins National Association of Intercollegiate Athletics	Offensive Tackle First
1979	Elvis Shaw National Association of Intercollegiate Athletics	Defensive Guard First
1980	Paul Thornton National Association of Intercollegiate Athletics	Offensive Tackle First
1982	Tim Staskus Associated Press Little All-America	Linebacker First
1983	Tim Staskus Associated Press Little All-America American Football Coaches Association	Linebacker First First
1983	Cyril Friday Associated Press Little All-America	Linebacker Second
1984	Scott Forester Associated Press Little All-America	Center First
1987	Eric Tennessee Associated Press	Wide Receiver Third
1988	Brad Fulks Football Gazette	Linebacker Third
1989	Jeff Novak The Sports Network 1-AA	Offensive Tackle Second
1990	Reggie Rivers Walter Camp American Football Coaches Association Associated Press The Sports Network	Running Back First First Second Second
1991	Ervin Thomas American Football Coaches Association Associated Press The Sports Network	Center First Second Second

Year	Player	Position
	All-America Squad	Team
1993	Spicer Sigman The Sports Network Football Gazette	Center Second Third
1994	Donald Wilkerson Associated Press American Football Coaches Association The Sports Network	Running Back First First Second
1995	Ypres Thomas Football Gazette	Linebacker Second
1996	Claude Mathis Football Gazette The Sports Network	Running Back Second Third
1997	Claude Mathis American Football Coaches Association The Sports Network Associated Press	Running Back First First Second
2000	C.J. Carroll American Football Coaches Association The Sports Network Associated Press Football Gazette	Defensive Back First First First First
2000	Clenton Ballard The Sports Network	Defensive Lineman Third
2000	Greg Pitts Associated Press The Sports Network	Linebacker Third Third
2001	Clenton Ballard American Football Coaches Association The Sports Network Associated Press	Defensive Lineman First Second Second
2002	Greg Pitts The Associated Press The Sports Network	Linebacker Second Third
2004	Cory Eloff American Football Coaches Association	Punter First
2005	Fred Evans American Football Coaches Association Football Gazette The Sports Network	Defensive Lineman First Second Third
2005	Barrick Nealy Football Gazette	Quarterback Second
2005	Thomas Keresztury The Sports Network Football Gazette	Offensive Lineman Second Second
2007	Chris MacDonald Associated Press FCS Walter Camp FCS American Football Coaches Association	Punter First First First
2008	Cameron Luke Associated Press The Sports Network College Sporting News	Wide Receiver Third Third Nifty 50
2010	D.J. Hall Associated Press Phil Steele	Offensive Line Third Team Fourth Team
2011	D.J. Hall The Sports Network Phil Steele	Offensive Line Second Team Third Team

ABBREVIATIONS: LSC-1 - All-Lone Star Conference First Team; LSC-2 - Second Team; HM - Honorable Mention; ATC - All-Texas College; LAA - Little All-American Associated Press; WAA - Williamson All-American, Mid-Bracket; NAIA - National Association of Intercollegiate Athletics; GSC - Gulf Star Conference; SLC - Southland Conference; WC - Walter Camp; TSN - The Sports Network; AFCA - American Football Coaches Association; I-AA - NCAA Division I-AA; SFL - Southland Football League; FG - Football Gazette; TL - Teamlink.com; Ind- College Sports Madness FCS All-Independent First Team

- 1946- Robert Magrover, halfback, LSC-1, LAA-HM. Wallace Dockall, end, LSC-1, LAA-HM. Charles Tuttle, guard, LSC- 1.
- 1947- Gonzalo Garcia, guard, LSC-1. Wallace Dockall, end, LSC-1.
- 1948- Elmo Dahlberg, center, LSC-1. Thomas Coers, end, LSC-1. George Carlisle, quarterback, LSC-1. Gonzalo Garcia, guard, LSC-1.
- 1949- Gonzalo Garcia, guard, LSC-1.
- 1950- Dale Johanson, tackle, LSC-1.
- 1951- Mac Peoples, end, LSC-1. Harvey Bruns, center, LSC-1. Darrell Hortness, LSC-2. Pence Dacus, quarterback, LSC-2. Leo Chaffin, LSC-2.
- 1952- Caddo Sanders, halfback, LSC-1, ATC. Harvey Bruns, center, LSC-1. Alton Slayton, tackle, ATC. Cedric Bettis, center, LSC-2. Pence Dacus, quarterback, LSC-2. Leo Chaffin, halfback, LSC-2.
- 1953- Pence Dacus, quarterback, LSC-1, LAA. Johnny Weder, end, LSC-1. Harvey Bruns, center, LSC-2. James Prewitt, end, LSC-2. Eugene Hanks, guard, LSC-2.
- 1954- Horace Allert, tackle, LSC-1, ATC, WAA. Gene Hanks, guard, LSC-1. Ed Schmeltekopf, fullback, LSC-2. Gene Smith, tackle, LSC-HM. Bobby McBride, quarterback, LSC-HM.
- 1955- Johnny Faseler, end, LSC-1. Bobby Gibbens, fullback, LSC-1. John Gibbens, tackle, LSC-1. Bobby Graham, halfback, LSC-2. Bobby McBride, quarterback, LSC-1, ATC. Leonard Germer, guard, LSC-HM.
- 1956- John Gibbens, tackle, LSC-1, WAA. Jerome Nortman, guard, LSC-HM, ATC. Keith Hoffmann, halfback, LSC-HM.
- 1957- Sid Gibbens, center, LSC-2, ATC, WAA-HM. Hillyer Ward, halfback, LSC-HM. Billy McDaniel, guard, LSC-HM. Alvin Woods, quarterback, WAA-HM.
- 1958- Bobby Gibbens, fullback, LSC-HM. Sid Gibbens, center, LSC-HM. Arthur Gray, tackle, LSC-HM. Robert Manning, quarterback, LSC-HM. Johnny Tombs, guard, LSC-HM. Hillyer Ward, halfback, LSC-HM. Eddy Lankford, halfback, LSC-HM. Vollie Williams, end, LSC-HM.
- 1959- Willard Dearing, halfback, LSC-1, ATC. Don Hardin, end, LSC-2. Jerry Nortman, center, LSC-HM. John Baker, tackle, LSC-HM. Bob Lewis, quarterback, LSC-HM. Lowe Irvine, tackle, LSC-HM.
- 1960- Johnny Tombs, guard, LSC-2. Bobby Cornelius, center, LSC-HM. Willard Dearing, halfback, LSC-HM.
- 1961- Harold Jay, guard, LSC-1, ATC-1. Bobby Cornelius, center, LSC-1, WAA-HM, ATC-2. Johnny Tombs, guard, LSC-2, WAA-HM, ATC-HM. Gibbs Franki, fullback, LSC-2. John Reese, tackle, LSC-HM, ATC-HM. Celestino Avila, end, WAA-HM. Andy Tobias, tackle, WAA-HM.
- 1962- Harold Jay, guard, LSC-1. Gibbs Franki, fullback, LSC-2. John Reese, tackle, LSC-1, NAIA-1. Corky Nelson, center, LSC-2. Nathan Porter, end, LSC-1. Dee White, quarterback, LSC-1, NAIA-HM. Kenneth Jacobs, tackle, LSC-1.
- 1963- Jerry Cole, end, LAA-1, LSC-1, ATC-2, WAA-HM. John Reese, tackle, NAIA-1, WAA-1, LSC-1, ATC-HM. Danny Leinnweber, quarterback, ATC-1, LSC-1. Celestino Avila, end, LSC-1, ATC-2, WAA-HM. Rex Turner, halfback, LSC-2, ATC-HM. Lindy Lyles, center, LSC-1, ATC-HM. Roddy Bagley, halfback, LSC-1. Reynaldo Farias, halfback, LSC-HM. Bud Jackson, tackle, LSC-HM. James Blackwell, tackle, LSC-HM.
- 1964- Jerry Cole, end, LAA-1, LSC-1. Wallace Dickey, tackle, NAIA-HM, LSC-1. Joe Bednarski, fullback, NAIA-HM, LSC-1. Wilbur Aylor, tackle, LSC-1. Lewis Simmonds, halfback, LSC-2. Bud Jackson, middle guard, LSC-1, ATC-1. Richard Suffel, cornerback, LSC-1. Stanley Smith, defensive end, LSC-1, ATC-1. Macon Smith, end, LSC-2. Jesse Perkins, quarterback, LSC-HM.
- 1965- Wilbur Aylor, tackle, LAA-HM, NAIA-HM, LSC-1, ATC-1. Bud Jackson, middle guard, LSC-1, ATC-HM. Reece Morrison, halfback, NAIA-HM, LSC-1, ATC-HM. Lindy Lyles, linebacker, LAA-HM, NAIA-HM, LSC-1, ATC-1. Macon Roemer, tackle, LSC-1. Richard Suffel, halfback, LSC-1, ATC-HM. Stanley Smith, defensive end, LSC-2. Bobby Smith, defensive back, LSC-HM.
- 1966- Reece Morrison, halfback, NAIA-HM, LSC-1, ATC-1. Macon Roemer, tackle, NAIA-HM, LSC-2. David Morrison, halfback, LSC-1, ATC-1. John Luna, guard, LSC-1. Stanley Smith, defensive end, LSC-1. Mac Sauls, safety, LSC-1. Bobby Smith, cornerback, LSC-HM. Bill Satterwhite, tackle, LSC-HM. Jesse Perkins, quarterback, LSC-HM, NAIA-HM. Jon White, NAIA-HM.
- 1967- Tommy Head, center, NAIA-1, ATC-1, LSC-1. Jesse Perkins, quarterback, LSC-1 (Back of the Year), LAA-HM, ATC-HM. Reece Morrison, halfback, LAA-HM, ATC-HM, LSC-1. David Morrison, halfback, ATC-1, LSC-1. Cliff Mitchell, offensive end, LSC-1. Mac Sauls, safety, LAA-2, ATC-2, LSC-1. Dwight Nieschwitz, monster back, ATC-1, LSC-1. Wayne Daigle, linebacker, ATC-1, LSC-1, NAIA-HM. Wade Key, offensive end, ATC-HM. John Luna, offensive guard, LSC-1. ATC-HM. Charles Caffey, defensive back, ATC-HM, LSC-2. James Vines, defensive end, LSC-HM. Louis Schorp, offensive tackle, LSC-2. Bill Satterwhite, tackle, LSC-1. Bobby Smith, defensive back, ATC-HM, LSC-HM.
- 1968- Wade Key, offensive end, LSC-1, ATC-HM. Louis Schorp, offensive tackle, LSC-1, ATC-HM. John Luna, offensive guard, LSC-1, ATC-1. Clyde Cockrun, defensive end, LSC-1, ATC-HM. Clarence Holt, middle guard, LSC-1, ATC-HM. Wayne Daigle, linebacker, LSC-1, ATC-HM. Mike Horak, offensive guard, LSC-2. Tommy Head, center, LSC-2. Mike Montgomery, defensive back, LSC-2. Cliff Mitchell, quarterback, LSC-HM. Ted Grabarkawitz, fullback, LSC-HM. Tommy Blair, linebacker, LSC-HM.
- 1969- Clarence Holt, defensive guard, LSC-1. Tommy Blair, linebacker, LSC-1. Louis Schorp, tackle, LSC-2. John Valentine, defensive end, LSC-2. Mike Montgomery, defensive back, LSC-2. Johnny Parker, wide receiver, LSC-HM. Cliff Mitchell, quarterback, LSC-HM. Bill Soyars, linebacker, LSC-HM.
- 1970- Dennis Gorka, defensive tackle, LSC-1, ATC-1. Mike Montgomery, defensive back, ATC-1, LSC-2. Jerry Roberts, tight end, LSC-2. Bob Daigle, center, LSC-2. Ricky West, safety, LSC-2. Jim Duncan, quarterback, LSC-HM. Josh Brown, fullback, LSC-HM. Johnny Parker, wide receiver, LSC-HM.



Bobcat Honor Roll

- 1971- Bob Daigle, center, LSC-1, NAIA-1, LAA-HM. James Duncan, quarterback, LSC-1, ATC-1, LAA-HM, NAIA-HM. Henry Kotzur, tight end, LSC-1, ATC-1, LAA-HM, NAIA-HM. David Williams, offensive guard, LSC-1, ATC-HM, LAA-HM, NAIA-HM. Johnny Parker, wide receiver, LSC-1, LAA-HM, NAIA-HM. Tommy Blair, linebacker, LSC-1, LAA-HM, NAIA-HM. Ricky West, safety, LSC-1. Josh Brown, fullback, LSC-2, ATC-1. Floyd Campbell, halfback, LSC-2. Gary Pack, offensive tackle, LSC-2. David Wuest, kicker, LSC-2. Ray Jackson, defensive guard, LSC-2, ATC-1. Larry Townsend, defensive tackle, LSC-2, ATC-1. Jim Stienke, cornerback, LSC-2. Dennis Colvin, offensive tackle, LSC-HM.
- 1972- Bob Daigle, center, LSC-1, LAA-1, NAIA-1, ATC-1. Jim Stienke, defensive back, LSC-1, NAIA-1, ATC-1, LAA-HM. Josh Brown, fullback, LSC-1, NAIA-HM, LAA-HM, ATC-2. Henry Kotsur, tight end, LSC-1, LAA-HM, ATC-HM. Dennis Colvin, offensive tackle, LSC-1, LAA-HM. Noe Gonzales, quarterback, LSC-2, ATC-1. Ray Jackson, middle guard, LSC-1, ATC-1, LAA-HM, NAIA-HM. David Wuest, place kicker, LSC-1. Steve Meeks, punter, LSC-1. Monroe Daniels, tailback, LSC-HM, ATC-2. Jimmy Jowers, linebacker, LSC-HM, Academic AA-1. David Williams, offensive guard, LSC-2. Clay Roland, defensive end, LSC-HM.
- 1973- Dennis Colvin, offensive tackle, LSC-2, LSC Academic-1. John Waldrum, defensive tackle, LSC-2. Jimmy Jowers, linebacker, LSC-HM, LSC Academic-1, Academic AA-1. Noe Gonzales, quarterback, LSC-HM. Fred Pointer, offensive guard, LSC-HM. George Pena, center, LSC-HM. Ben Scharnberg, defensive back, LSC-HM. Greg Ochler, offensive tackle, LSC Academic-HM.
- 1974- Fred Pointer, offensive guard, LSC-1, NAIA-2, LAA-1. Bobby Kotzur, defensive guard, LSC-1, NAIA-HM, LAA-HM. Nathan Gutowsky, linebacker, LSC-1. Ray Washington, defensive end, LSC-1. Kevin Jurgajtis, fullback, LSC-2. George Pena, center, LSC-2. Gary Stehling, defensive back, LSC-2. Kyle Bolen, defensive back, LSC-HM, LSC Academic-1. Paul Phillips, linebacker, LSC Academic-1, Academic AA-2. Greg Ochler, offensive tackle, LSC Academic-1. Alvoyd Wilson, halfback, LSC-HM. Roger Swist, defensive lineman, LSC-HM. Mac Johanson, defensive end, LSC-HM.
- 1975 Bobby Kotzur, nose guard, LSC-1, NAIA-1, LAA-1. Fred Pointer, offensive guard, LSC-1, NAIA-HM, LAA-HM. Pat Jupe, fullback, LSC-1, NAIA-HM, LAA-HM. Ray Washington, defensive end, LSC-1, NAIA-HM. George Pena, center, LSC-2. Carl Address, kicker, LSC-2, LSC Academic-1. Paul Phillips, linebacker, LSC-HM, LSC Academic-1. Kyle Bolen, defensive back, LSC-HM, LSC Academic-1. Greg Ochler, offensive guard, LSC-HM, LSC Academic-HM. Gary Frank, quarterback, LSC-HM. Kevin Jurgajtis, halfback, LSC-HM. Jesse Davis, LSC-HM. Craig Dunlavy, offensive guard, LSC-HM. Roger Swist, defensive tackle, LSC-HM. Darrell Johnson, defensive back, LSC-HM. Bob Bartz, defensive tackle, LSC Academic-HM.
- 1976- Charles Collins, offensive tackle, LSC-1, NAIA-1, LAA-HM. Craig Dunlavy, offensive guard, LSC-1, NAIA-HM, LAA-HM. Darrell Johnson, defensive back, LSC-1. Kevin Jurgajtis, running back, LSC-2. Henry Holloman, defensive tackle, LSC-2. Leroy Bailey, defensive back, LSC-2. Jesse Davis, running back, LSC-HM. Randy Knox, tight end, LSC-HM. Paul Phillips, linebacker, LSC-HM, LSC Academic-1. Glenn Gundy, defensive end, LSC-HM. Leon Savage, defensive back, LSC-HM. Steve Smith, offensive tackle, LSC Academic-1. Keith Frase, LSC Academic-HM.
- 1977- Mike Merritt, offensive guard, LSC-1, NAIA-HM, LAA-HM. Kevin Jurgajtis, fullback, LSC-2, LSC Academic-1. Steve Ferrell, offensive guard, LSC-2. David McGarah, defensive tackle, LSC-2. Glenn Gundy, linebacker, LSC-2. Leroy Bailey, defensive back, LSC-2. Greg Hamilton, quarterback, LSC-HM. Jesse Davis, halfback, LSC-HM. Kelly Monk, center, LSC-HM. Dan Bierstedt, linebacker, LSC-HM. Ronnie Kuhn, defensive back, LSC-HM. Steve Smith, offensive tackle, LSC-HM, LSC Academic-HM. Keith Frase, defensive back, LSC-HM, LSC Academic-HM. Mike Ferris, offensive guard, LSC Academic-HM. Allen Kiesling, defensive end, LSC Academic-HM.
- 1978- Willie Burleson, offensive guard, LSC-1, LAA-HM. Kelly Monk, center, LSC-1, LAA-HM. Mike Taylor, punter, LSC-1. Elvis Shaw, defensive guard, LSC-1, NAIA-HM. Paul Darby, running back, LSC-2. Mark Mattingly, defensive tackle, LSC-2. Pete Gibbens, defensive tackle LSC-2. Darrell Johnson, defensive back, LSC-2. Allen Kiesling, defensive end, LSC-HM, LSC Academic-1. Mike Ferris, offensive guard, LSC Academic-1, Academic AA-1. Keith Frase, defensive back, LSC Academic-HM. Steve Smith, offensive tackle, LSC Academic-HM.
- 1979- Elvis Shaw, defensive guard, LSC-1, NAIA-1, LAA-HM. Mark Mattingly, defensive tackle, LSC-1, LAA-HM. Mike Ferris, offensive guard, LSC-2, LSC Academic-1, Academic AA-1. Pete Gibbens, defensive tackle, LSC-2. Billy Dunk, tight end, LSC-HM. Paul Thornton, offensive tackle, LSC-HM. Terry Whitman, place kicker, LSC-HM. Allen Kiesling, defensive end, LSC-HM, LSC Academic-1, Academic AA-1. Charles Burleson, linebacker, LSC-HM. Tracy Smith, defensive back, LSC-HM. Norris Powell, linebacker, LSC (Freshman of the Year). Mike Miller, quarterback, LSC Academic-1. Greg Gilcrease, offensive guard, LSC Academic-1.
- 1980- Billy Dunk, wide receiver, LSC-1, NAIA-HM, LAA-HM. Paul Thornton, offensive tackle, LSC-1, NAIA-2, LAA-HM. David Bailiff, offensive guard, LSC-1, NAIA-HM. Kelly Monk, center, LSC-1, NAIA-HM, LAA-HM, LSC Academic-1, Academic AA-2. Mike Miller, quarterback, LSC-2, LSC Academic-1, ATC Academic-1. Pete Rasicot, offensive tackle, LSC-2, LSC Academic-1. Terry Whitman, place kicker, LSC-2, Academic AA-2, ATC Academic-1. Charles Burleson, linebacker, LSC-2. Bobby Watkins, defensive back, LSC-2. Donnie Williams, running back, LSC-HM. Don Najvar, tight end, LSC-HM. Mike Bailiff, defensive end, LSC-HM. Norris Powell, linebacker, LSC-HM. Mike Taylor, punter, LSC-HM. Mike Wynn, offensive guard, LSC Academic-1. Greg Gilcrease, offensive guard, LSC Academic-1, Academic AA-2. Bob DeBesse, end, ATC Academic-1.
- 1981- Mike Bailiff, defensive end, LSC-1, LSC Academic-HM. Anthony Boyd, defensive end, LSC-1. Ken Coffey, defensive back, LSC-1. Dan Essa, defensive guard, LSC-HM. Cyril Friday, linebacker, LSC-1, LAA-HM, NAIA-HM. Dan Gibbens, center, LSC Academic-HM. Greg Gilcrease, offensive guard, LSC Academic-1. Academic AA-2, ATC Academic-1. Mike Langford, defensive tackle, LSC-1. Mike Miller, quarterback, LSC-1, LSC-MVP, LAA-3, NAIA-HM, LSC Academic-1, Academic AA-1, ATC-Academic HM. Don Najvar, tight end, LSC-1. Neal Neunhoffer, place kicker, LSC-HM. Mel Polk, LSC-HM. Pete Rasicot, offensive tackle, LSC-1, ATC Academic-1, LSC Academic-HM. Ricky Sowell, defensive tackle, LSC-1. Tim Staskus, linebacker, LSC Academic-HM. Mike Taylor, punter, LSC-HM. David Vela, wide receiver, LSC-2. Bobby Watkins, defensive back, LSC-1, NAIA-2. Craig Westmoreland, offensive guard, LSC-HM. Donnie Williams, running back, LSC-1, NAIA-HM. Mike Wynn, offensive guard, LSC-2, LSC Academic-1, Academic AA-2, ATC Academic-HM. Leonard Matocha, offensive tackle, LSC Academic-HM.
- 1982- David Vela, tight end, LSC-1, LAA-HM. David Vela, defensive back, LSC-2. Ricky Sowell, offensive tackle, LSC-1, LAA-HM. Mike Langford, defensive tackle, LSC-1. Mike Bailiff, defensive end, LSC-1, LAA-HM, LSC Academic-1. Tim Staskus, linebacker, LSC-1, LAA-1. Cyril Friday, linebacker, LSC-1, LAA-2. Billy Hall, free safety, LSC-1, LAA-HM. Ricky Sanders, running back, LSC-2. Gary Peoples,

- wide receiver, LSC-2, LSC Academic-1. Mike Wynn, offensive guard, LSC-2, LSC Academic-1, Academic AA-2. Craig Westmoreland, offensive guard, LSC-2. Rod Clark, defensive end, LSC-2. Ron Jacoby, quarterback, LSC-HM. Mark Gregurek, offensive tackle, LSC-HM. Scott Forester, center, LSC-HM.
- 1983- Charlie Adams, offensive guard, LSC-2. Jerry Brantley, offensive tackle, LSC-2. Rod Clark, defensive end, LSC-1. Vaughn Deary, wide receiver, LSC-1. Jerry Fife, punter, LSC-2. Scott Forester, center, LSC-1. Cyril Friday, linebacker, LSC-1, LAA-2, LSC-Defensive MVP. David Glasco, defensive back, LSC-1, LSC (Defensive Back of the Year). Ken Huewitt, defensive back, LSC-HM. Van Hughes, defensive tackle, LSC-1. Greg Jones, defensive tackle, LSC-2. Rene Maldonado, quarterback, LSC-HM. Dale Posey, tight end, LSC-HM. Ricky Sanders, running back, LSC-1. Adrian Simpson, defensive back, LSC-2. Tim Staskus, linebacker, LSC-1, LAA-1, Kodak AA, LSC Academic-1.
- 1984- Scott Forester, center, GSC-1, I-AA All-American. Mitch Davidson, offensive guard, GSC-2. Joe Ghrist, offensive guard, GSC-2. David Glasco, defensive back, GSC-2. David Longhofer, quarterback, GSC Academic-1. Leonard Matocha, offensive tackle, GSC Academic-1. Kevin Mickets, tight end, GSC Academic-1. Donnie Willig, center, GSC Academic-1.
- 1985- Joe Ghrist, offensive guard, GSC-1. Kevin Meuth, offensive tackle, GSC-1, GSC Academic-1. Eugene Rogers, cornerback, Unanimous GSC-1. Shawn Woods, linebacker, GSC-1. Arnold Baker, defensive end, GSC-2. Mitch Davidson, center, GSC-2. Dexter Robinson, cornerback, GSC-2. Charlie Vatterott, offensive tackle, GSC-2, GSC Academic-1. David Haass, quarterback, GSC (Freshman of the Year). Donnie Willig, center, GSC Academic-1. John Brewer, offensive guard, GSC Academic-1.
- 1986- Kevin Meuth, offensive tackle, GSC-1, GSC Academic, I-AA-All-American. Phil Grandjean, tight end, GSC-1, I-AA All-American. Eric Tennessee, wide receiver, GSC-1, I-AA All-American. Roy Jackson, tailback, GSC-1, I-AA All-American. Arnold Baker, defensive end, GSC-1, I-AA All-American. Shawn Woods, linebacker, GSC-1, I-AA All-American. A.J. Johnson, defensive back, GSC-1, I-AA All-American. Henry Thomas, offensive guard, GSC-2. Charlie Vatterott, offensive tackle, GSC-2. Reggie Trimble, defensive tackle, GSC-2. Brad Fulks, linebacker, GSC-2. Lee Lundin, defensive back, GSC-2.
- 1987- Eric Tennessee, wide receiver, SLC-1, I-AA All-American-3. Brad Fulks, linebacker, SLC-1, I-AA All-American-HM. Sam Scott, offensive tackle, SLC-2. Tommy Salazar, offensive guard, SLC-2. Glenn Mangold, defensive end, SLC-2. A.J. Johnson, cornerback, SLC-2. Jimmy Nelms, safety, SLC-2. Roy Jackson, tailback, SLC-HM. Jim Bujnoch, offensive line, SLC-HM. Arnold Baker, defensive end, SLC-HM. Shawn Woods, linebacker, SLC-HM. Todd Davis, defensive back, SLC Academic. Richard Gordy, fullback, SLC Academic. Tony Rex, defensive end, SLC Academic. Reggie Rivers, tailback, SLC Academic. Scott Wilson, tight end, SLC Academic.
- 1988- Bill Jones, running back, SLC-1. A.J. Johnson, wide receiver, SLC-2, defensive back, SLC-HM. Glen Mangold, defensive tackle, SLC-2. Brad Fulks, linebacker, SLC-2, I-AA All American-3. Matt Barber, tight end, SLC-HM. Jeff Novak, offensive tackle, SLC-HM. Tommy Salazar, offensive guard, SLC-HM. Ernie Powell, defensive end, SLC-HM. Darren Jones, cornerback, SLC-HM. Ben Jessie, cornerback, SLC-HM. Eugene Rogers, cornerback, SCL-HM. Paul Alsbury, punter, SLC-HM. Todd Davis, defensive back, SLC Academic-1. Richard Gordy, fullback, SLC Academic-HM. Scott Wilson, center, SLC Academic-HM. Gilbert Price, SLC Academic-HM. Mike Collins, wide receiver, SLC Academic-HM. Reggie Rivers, running back, SLC Academic-HM.
- 1989- Jeff Novak, offensive tackle, SLC-1, TSN I-AA All-American-2. Reggie Rivers, running back, SLC-2. Jason Howes, kicker, SLC-2. Glenn Mangold, linebacker, SLC-2, SLC Academic. Chad Coleman, linebacker, SLC-2. Heath Johnson, cornerback, SLC-2. Mike Collins, wide receiver, SLC-HM, SLC Academic. Mike Murphy, wide receiver, SLC-HM. Brian Parks, tight end, SLC-HM. Ervin Thomas, center, SLC-HM. Ernie Powell, defensive end, SLC-HM. Matt Wright, defensive tackle, SLC-HM. Butch Maywald, safety, SLC-HM. Paul Alsbury, punter, SLC-HM. Todd Davis, defensive back, SLC Academic. Richard Gordy, running back, SLC Academic-HM. Gilbert Price, defensive back, SLC Academic-HM.
- 1990- Reggie Rivers, running back, WC I-AA All-American-1, AFCA I-AA All-American-1, TSN I-AA All-American-2, AP I-AA All-American-2, SLC-1. Chad Coleman, linebacker, SLC-1. Paul Alsbury, punter, SLC-1. Ervin Thomas, center, SLC-2. Robbie Roberson, kicker, SLC-2. Warren Stewart, defensive back, SLC-2. Rod Woodard, defensive back, SLC-2. Gilbert Price, quarterback, SLC-HM, SLC-Academic. Chet Hanks, defensive line, SLC-HM. Mike Carter, defensive line, SLC-HM. Rich Dear, defensive back, SLC-Academic. Neil Leach, offensive line, SLC-Academic. Keith Randle, defensive back, SLC-Academic. Spicer Sigman, defensive line, SLC-Academic. Chris Smith, punter, SLC-Academic.
- 1991- Ervin Thomas, center, AFCA I-AA All-American-1, AP All-American-2, TSN All-American-2, SLC-1. Gilbert Price, quarterback, SLC-Offensive Player of the Year, SLC-1, SLC-Academic. Rod Woodard, defensive back, SLC-1. Maurice Williams, return specialist, SLC-1. Todd Scott, running back, SLC-2. Charlie Nelson, offensive line, SLC-2, SLC-Academic. Danny Davis, linebacker, SLC-2. Brian McCray, defensive back, SLC-2. Clint Owen, wide receiver, SLC-Academic. Anthony Wood, SLC-Academic.
- 1992- Spicer Sigman, offensive line, SLC-1. Ray Whitehead, place kicker, SLC-1. Charlie Nelson, offensive tackle, SLC-2. Chet Hanks, defensive tackle, SLC-2. Craig Hemphill, safety, SLC-2. Illya Hicks, offensive line, SLC-Academic. John Hygh, quarterback, SLC-Academic. Jeff Neill, offensive lineman, SLC-Academic. Clint Owen, wide receiver, SLC-Academic. Jason Reece, linebacker, SLC-Academic. James Roof, offensive tackle, SLC-Academic. Anthony Wood, wide receiver, SLC-Academic.
- 1993- Spicer Sigman, center, SLC-1, TSN All-American-2, FG All-American-3. Victor Carr, defensive tackle, SLC-1. David Gaffney, linebacker, SLC-2. Ricky Pereda, offensive line, SLC-HM. Charlie Nelson, offensive line, SLC-HM. Ray Whitehead, placekicker, SLC-HM. Billie Powell, defensive tackle, SLC-HM. Todd Siebert, safety, SLC-HM. Damion Branch, defensive back, SLC-Academic. Kyle Herman, running back, SLC-Academic. Illya Hicks, offensive line, SLC-Academic. John Hygh, quarterback, SLC-Academic. Clint Owen, wide receiver, SLC-Academic. Anthony Wood, wide receiver, SLC-Academic.
- 1994- Donald Wilkerson, running back, AP-All-American-1, AFCA-All-American-1, TSN-All-American-2, SLC Offensive Player of the Year, SLC-1. John Rowland, offensive line, SLC-1, SLC-Academic. Claude Mathis, return specialist/running back, TSN-All-American-HM, SLC Freshman of the Year, SLC-1. Russell Peevy, tight end, SLC-2. Michael Thompson, defensive tackle, SLC-2. Adam Means, offensive line, SLC-HM, SLC-Academic. Chris Mantooth, offensive line, SLC-HM, SLC-Academic. Ray Whitehead, placekicker, SLC-HM. Monte Lewis, defensive tackle, SLC-HM. Scott Swinnea, linebacker, SLC-HM, SLC-Academic. Nicholas Jack, defensive back, SLC-HM. David Baugh, defensive back, SLC-Academic. Josh Byther, linebacker, SLC-Academic. Steve de la Torre, offensive line, SLC-Academic. Illya Hicks, offensive line, SLC-Academic. John Hygh, wide receiver, SLC-Academic. Clint Owen, wide receiver, SLC-Academic. Clint Petty, linebacker, SLC-Academic. John Smith, offensive line,



Bobcat Honor Roll

SLC-Academic. David Williams, quarterback, SLC-Academic. Michael Williams, defensive back, SLC-Academic. Lawrence Wilson, SLC-Academic. Chris Condon, SLC-Academic. Chad Harlow, SLC-Academic. Michael Watson, SLC-Academic.

- 1995- Ypres Thomas, linebacker, FG All-American-2, SLC-2. Claude Mathis, return specialist/running back, TSN All-American-HM, SLC-1 (RS), 2 (RB), SLC-Academic. Aaron Allen, running back, SLC-2. Russell Peevy, tight end, SLC-2. Wes Campbell, offensive line, SLC-2. Adam Means, offensive line, SLC-2, SLC-Academic. Stace Williams, defensive line, SLC-2. Donald Miller, defensive line, SLC-2. Nicholas Jack, defensive back, SLC-2. David Williams, quarterback, SLC-HM, SLC-Academic. Chris McGarrahan, wide receiver, SLC-HM. Chris Sanchez, offensive line, SLC-HM. Brian Surovik, linebacker, SLC-HM, SLC-Academic. Kent Laster, defensive back, SLC-HM. Jeff Brandes, punter, SLC-HM. Josh Byther, linebacker, SLC-Academic. Steve de la Torre, offensive line, SLC-Academic. Brandon Ercoline, tight end, SLC-Academic. Mike Gray, offensive line, SLC Academic. Kyle Harrell, offensive line, SLC-Academic. Clint Petty, linebacker, SLC-Academic. J.R. Shipp, defensive back, SLC-Academic. John Smith, offensive line, SLC-Academic. Mike Watson, wide receiver, SLC-Academic. Ryan Wiegand, defensive line, SLC-Academic. Michael Williams, defensive back, SLC-Academic.
- 1996- Claude Mathis, running back, FG All-America-2, TSN All-America-3, SFL-1, SFL Player of the Year. Adam Means, offensive line, SFL-1, SFL-Academic. Cyril Adkins, wide receiver, SFL-2, SFL-Academic. Steve de la Torre, offensive line, SFL-2, SFL-Academic. Nicholas Jack, defensive back, SFL-2. Russell Peevy, tight end, SFL-HM, SFL-Academic. Heath Nickes, defensive line, SFL-HM, Michael Kuhn, defensive line, SFL-HM, SFL-Academic. William Welch, defensive back, SFL-HM. Matt Wieland, kicker/punter, SFL-HM, SFL-Academic. Ron Ben-Mier, defensive back, SFL-Academic. Travis Bush, running back, SFL-Academic. Brandon Ercoline, tight end, SFL-Academic. Jason Gormley, fullback, SFL-Academic. Gabe Guzman, defensive back, SFL-Academic. Pop Wells, linebacker, SFL-Academic. David Williams, quarterback, SFL-Academic. Stace Williams, offensive line, SFL-Academic. Steve Zisler, tight end, SFL-Academic.
- 1997- Claude Mathis, running back, TSN All-America-1, AFCA Coaches All-America-1, AP All-America-2, SFL-1, SFL Offensive Player of the Year, SFL Academic. Adam Means, SFL-1, SFL Academic. Steven de la Torre, SFL-2, SFL Academic. David Williams, SFL-HM, SFL Academic. D'Angelo Torres, SFL-HM. Kyle Harrell, SFL-HM, SFL Academic. Clint Bendele, SFL-HM. Brad Schley, SFL-HM, SFL Academic. Brian Surovik, SFL-HM. Fred Davis, SFL-HM. Harold Allen, SFL Academic. Travis Bush, SFL Academic. Michael Crowover, SFL Academic. Tobias Deans, SFL Academic. Terrance Hatton, SFL Academic. Jonathan Luke, SFL Academic. Heath Nickes, SFL Academic. Rob Vining, SFL Academic. Ryan Wiegand, SFL Academic. Stace Williams, SFL Academic. Joe Wooten, SFL Academic. Bill Wyman, SFL Academic.
- 1998- Justin Young, tight end, SFL-2, Sperguson Wynn, quarterback, SFL Newcomer of the Year, SFL-HM. Clint Bendele, defensive line, SFL-HM. Clifton Black, defensive back, SFL-HM. Myron Coleman, linebacker, SFL-HM. Ben McClellan, defensive line, SFL-HM. D'Angelo Torres, SFL-HM. Darrick Vaughn, defensive back, SFL-HM. ReShawn Brown, running back, SFL Academic. Travis Bush, wide receiver, SFL Academic. C. J. Carroll, defensive back, SFL Academic. Steven de la Torre, offensive line, SFL Academic. Todd Otte, offensive line, SFL Academic. Brad Schley, defensive line, SFL Academic.
- 1999- Rick Barrow, punter, SFL-1, TL All-America-2. Clint Bendele, defensive line, SFL-1. C.J. Carroll, defensive back, SFL-1, SFL Academic. Ben

McClellan, defensive line, SFL-1. Darrick Vaughn, defensive back, SFL-1. Bronson Sanders, running back, SFL-2. Clifton Black, defensive back, SFL-2. Myron Coleman, linebacker, SFL-HM. Greg Pitts, linebacker, SFL-HM. Kendall Jones, defensive back, SFL-HM. Sterling Rogers, defensive back, SFL-HM. Travis Bush, receiver, SFL Academic. Chuck Ferguson, linebacker, SFL Academic. Michael McClure, defensive line, SFL Academic. James Stewart, wide receiver, SFL Academic. John Szczech, defensive back, SFL Academic. Jason Washington, defensive back, SFL Academic. Doug Wheeler, offensive line, SFL Academic. Joe Wooten, offensive line, SFL Academic.

- 2000- Clenton Ballard, defensive line, TSN All-America-3, SFL-1. C.J. Carroll, defensive back, TSN All-America-1, FG All-America-1, AFCA All-America-1, TL All-America-1, I-AA All-America-1, SFL Player of the Year, SFL-1, AD Association Academic All-Star-1, Verizon Academic All-America-2, SFL-Academic. Myron Coleman, linebacker, FG All-America-2, SFL-1. Rick Barrow, punter, SFL-HM. Lee Davis, Running back, SFL-HM. Harvey Dierschke, defensive line, SFL-HM. Kendall Jones, defensive back, SFL-FM. Tyson Olivo, receiver, SFL-HM. Todd Otte, Offensive line, SFL-2. Greg Pitts, linebacker, SFL-HM. Sterling Rogers, defensive back, SFL-HM. Bronson Sanders, running back, SFL-HM. Chuck Ferguson, defensive line, SFL-Academic. Justin Martinez, kicker, SFL-Academic. Desmond Powell, tight end, SFL-Academic. James Stewart, receiver, SFL-Academic. John Szczech, defensive back, SFL-Academic. Jason Washington, defensive back, SFL-Academic. Doug Wheeler, offensive line, SFL-Academic. Joe Wooten, offensive line, SFL-Academic. Brian Yourman, offensive line, SFL-Academic.
- 2001- Clenton Ballard, defensive line, AFCA All-America-1, TSN All-America-2, AP All-America-2, SFL-1. Greg Pitts, linebacker, AP All-America-3, TSN All-America-3, SFL-1. Doug Wheeler, offensive line, SFL-1, SFL-All-Academic. Justin Martinez, kicker, SFL-1, SFL-All-Academic. Bronson Sanders, running back, SFL-2. Marvin McCurry, punter, SFL-2. Tyson Olivo, receiver, SFL-HM, SFL-All-Academic. Julius Wilson, offensive line, SFL-HM. Donnie Baker, defensive back, SFL-HM. Kendall Jones, defensive back, SFL-HM. John Szczech, defensive back, SFL-All-Academic. Jason Washington, defensive back, SFL-All-Academic.
- 2002- Greg Pitts, linebacker, AP All-America-2, TSN All-America-3, SLC-2. Lee Davis, running back, SLC-2. Jason Glover, tight end, SLC-2. Ken McKoy, offensive line, SLC-2. Brandon Dickinson, defensive back, SLC-HM. Ryan Graves, offensive line, SLC-HM. Ryan Rust, offensive line, SLC-HM. Glenn Settles, defensive back, SLC-HM. Jarvis Smith, wide receiver, SLC-HM. Josh Tubbs, defensive line, SLC-HM. Devin Freeman, wide receiver, SLC-Academic. Justin Martinez, kicker, SLC-Academic. Beau Robertson, wide receiver, SLC-Academic.
- 2003- Cory Eloff, punter, SLC-1. Jomaul Mason, offensive line, SLC-2. Ken McKoy, offensive line, SLC-2. David Simmons, linebacker, SLC-2. Josh Tubbs, SLC-2. Terrell Harris, running back, SLC-HM. K.R. Carpenter, receiver, SLC-HM. Harold Watson, defensive back, SLC-HM. Devin Freeman, receiver, SLC-Academic. Chip McClain, linebacker, SLC-Academic. Walter Musgrove, defensive back, SLC-Academic. Beau Robertson, receiver, SLC-Academic. Brandon Sheffield, linebacker, SLC-Academic. Travis Upshaw, defensive line, SLC-Academic. Chase Wasson, quarterback, SLC-Academic.
- 2004- Cory Eloff, punter, SLC-1, AFCA All-America-1. Fred Evans, defensive line, SLC Newcomer of the Year, SLC-1. David Simmons, linebacker, SLC-1. Nato James, cornerback, SLC-2. Tom Keresztury, offensive line, SLC-2. Ken McKoy, offensive line, SLC-2. Epsilon Williams, safety, SLC-2. Terrell Harris, running back, SLC-HM. John Tyson, receiver, SLC-HM. Markee White, receiver, SLC-HM. Randy Moshier, tight end, SLC-

- HM, SLC-Academic. Travis Upshaw, defensive line, SLC-HM. Jeremy Castillo, linebacker, SLC-HM. Damien Chandler, cornerback, SLC-HM. Melvin Webber, safety, SLC-HM. Walter Musgrove, defensive back, SLC-HM, SLC-Academic. K.R. Carpenter, receiver, SLC-Academic. Devin Freeman, receiver, SLC-Academic.
- 2005- Fred Evans, defensive line, AFCA All-America-1, TSN All-America-3, FG All-America-2; FG All-Southwest Region-1, SLC Defensive Player of the Year, SLC-1, Hula Bowl. Barrick Nealy, quarterback, Fifth in voting for the Walter Payton Award, FG All-America-2, FG All-Southwest Region-1, Southland Conference Player of the Year, SLC-1, Hula Bowl. Thomas Keresztury, offensive lineman, TSN All-America-2, FG All-America-2, FG All-Southwest Region-1, SLC-1. Walter Musgrove, defensive back, ESPN The Magazine Academic All-District VI Team, SLC-1, SLC-Academic. Luke Horder, offensive lineman, SLC-1, FG All-Southwest Region-2. Cory Eloff, punter, SLC-1, FG All-Southwest Region-3. Stan Jones, place kicker, SLC-1, FG All-Southwest Region-3. David Simmons, linebacker, SLC-1, FG All-Southwest Region-3. Travis Upshaw, defensive line, SLC-1. Markee White, wide receiver, SLC-1, FG All-Southwest Region-3. Daniel Jolly, running back, SLC-2. Gary Shepard, defensive back, SLC-2. Randy Moshier, tight end, SLC-HM, Division I-AA Athletic Directors Association Academic All-Star Team, SLC-Academic, Draddy Award Semifinalist. Blake Burton, fullback, SLC-HM. Jeremy Castillo, linebacker, SLC-HM. Matt Jenkins, offensive lineman, SLC-HM. Jamarqus O'Neal, defensive back, SLC-HM. Tyrone Scott, wide receiver, SLC-HM. Daniel Varvel, defensive back, SLC-HM. Dameon Williams, wide receiver/return specialist, SLC-HM. David Bailiff, head coach, AFCA Region 5 Coach of the Year, Third in the voting for the Eddie Robinson Award. Nick Clark, defensive line, SLC-Academic. Dominic Giametta, deep snapper, SLC-Academic. Buck Koalenz, offensive lineman, SLC-Academic. Nate Langford, offensive lineman, SLC-Academic.
- 2006- Walter Musgrove, defensive back, SLC-1, Southland Conference Football Student-Athlete of the Year, SLC-1, CoSIDA/ESPN The Magazine Academic All-District VI First-Team, SLC Academic, Division I FCS Athletic Directors Association Academic All-Star Team, National Football Foundation Scholar Athlete. Blake Burton, fullback, SLC-1, CoSIDA/ESPN The Magazine Academic All-District VI First-Team, SLC Academic. Jeremy Castillo, linebacker, SLC-1. Chris MacDonald, punter, SLC-1. Bradley George, quarterback, SLC-2, SLC Academic. Andrew Ireland, place kicker, SLC-2. Matt Jenkins, offensive line, SLC-2. Nate Langford, defensive end, SLC-2, CoSIDA/ESPN The Magazine Academic All-District VI First-Team, SLC Academic. Ryne Miller, offensive line, SLC-2. Mark Washington, defensive tackle, SLC-2. Chase Wasson, quarterback/wide receiver, SLC-2, CoSIDA/ESPN The Magazine Academic All-District VI First-Team. Ramel Borner, defensive tackle, SLC-HM. Nick Clark, defensive end, SLC Academic. Adrian Dayse, offensive line, SLC-HM. Crawford May, offensive line, SLC-HM. Shola Obafemi, linebacker, SLC-HM. Stan Zwinggi, running back, SLC-HM.
- 2007- Chris MacDonald, punter, AP All-American, AFCA All-American, WC FCS All-American, SLC-1. Nick Clark, defensive end, Draddy Award Finalist, Southland Conference Football Student-Athlete of the Year, SLC-HM. Cameron Luke, wide receiver, SLC-1. Karrington Bush, running back, SLC Freshman of the Year, SLC-2. Crawford May, offensive line, SLC-2. Travis Houston, linebacker, SLC Academic. Nate Langford, defensive end, SLC Academic. Blake Burton, fullback, SLC-HM. Marcus Clark, linebacker, SLC-HM. Andrew Ireland, place kicker, SLC-HM.
- 2008- Cameron Luke, wide receiver, College Sporting News Fabulous 50, AP and TSN Third-Team All-American, SLC-1. Karrington Bush, running back, TSN HM All-American, SLC-1; return specialist, SLC-2. Jeff Bowen, offensive line, TSN HM All-American, SLC-1. Blake Burton, fullback, SLC-1, SLC All-Academic. D.J. Hall, offensive line, SLC-2. Morris Crosby, defensive back, SLC-2. Andrew Ireland, TSN HM All-American, SLC-2; Donavan King, defensive line, SLC-2. Joe Bell, linebacker, SLC-HM. Bradley George, quarterback, SLC-HM, SLC All-Academic. John Gilley, tight end, SLC-HM. Kenneth Hampton, SLC HM. Travis Houston, defensive line, SLC-HM, SLC All-Academic. Courtney Smith, linebacker, SLC-HM. Will Thompson, defensive back, SLC All-Academic.
- 2009- Bradley George, SLC Offensive Player of the Year, SLC Student Athlete of the Year, SLC-HM, D.J. Hall, offensive line, SLC-1; Mishak Rivas, return specialist, SLC-1. Da'Marcus Griggs, wide receiver, SLC-2; Travis Houston, defensive end, SLC-2, FCS Athletic Director's Academic All-Star, NFF Bill Campbell Award semifinalist; SLC All-Academic. Alvin Canady, running back, SLC-HM; Adley Eshraghipour, defensive line, SLC-HM; Calvin Gore, offensive line, SLC-HM; Alex Luna-offensive line, SLC-HM; Marcus Clark, linebacker, SLC-HM; Will Thompson, SLC-HM, SLC All-Academic; Jeff McVaney, SLC-All-Academic.
- 2010- D.J. Hall, offensive line, AP Third-Team All-American, Phil Steele Fourth-Team All-American, SLC-1; Darryl Morris, defensive back SLC-2; Da'Marcus Griggs, wide receiver, SLC-1, return specialist, SLC-HM; Ben Follis, punter, SLC-HM, Marcus Clark, linebacker, SLC-HM, Karrington Bush, running back, SLC-HM, Jonathan Ward, defensive line, SLC All-Academic.
- 2011- D.J. Hall, offensive line, The Sports Network Second-Team All-American, Phil Steele Third-Team All-American; Ind-1; Michael Ebbitt, defensive end, Ind. Defensive Player of the Year; Jordan Norfleet, defensive end, Ind.-1; Xavier Daniels, defensive back, Ind.-1; Jon Vernon, offensive line, Ind.-1; Isaiah Battle, wide receiver, Ind.-1; Terrence Franks, running back, Ind.-1; Ben Follis, punter, Ind.-1



Bobcat Team Award Winners

Lyndon B. Johnson, the 36th President of the United State, returned to his alma mater in November of 1972 to present the first J.C. Kellam Award to Texas State's outstanding senior football player.

The first award was given to defensive back Jim Stienke who went to high school in Johnson City, only a few miles from the late President's ranch. Stienke went on to play professionally with the Cleveland Browns, New York Giants and Atlanta Falcons.

The award was an outgrowth of a Bobcat Club banquet in 1971 at which LBJ presented a \$25,000 check to the club to begin a Kellam Scholarship fund for student-athletes. Kellam, general manager of KLB Radio in Austin and a longtime friend and business associate of the Johnson family, played football for the Bobcats in the early 1920s and graduated from the university in 1923.

A large portrait of Kellam, donated by the Johnson family, also was presented to the school. The names of the J.C. Kellam Award winners are placed on a permanent plaque which is on display in the End Zone Complex.

In addition to the J.C. Kellam Award, the Bobcat Club also initiated an awards system for the outstanding offensive and defensive players as well as the freshman of the year in 1972.

In recent years, Texas State has added three additional awards. They are the John O'Hara Memorial Offensive Lineman of the Year Award, the Jim Wacker "Unbelievable" Award and the Special Teams Player of the Year awards.

The John O'Hara Memorial Offensive Lineman of the Year award was established in 1992 and recognizes the top Bobcat offensive lineman and is awarded in honor of O'Hara, who was Texas State's head coach from 1983 to 1989.

The Jim Wacker "Unbelievable" Award was established in 2003 and recognizes the Bobcat football player who displays outstanding motivational, inspirational and leadership skills. Wacker led Texas State to a pair of NCAA Division II national championships in 1981 and 1982 and also served as Texas State's Director of Athletics from 1998 to 2002.

In 2004, the Special Teams Player of the Year was established.

Last spring, the Jim Bob Helduser Most Improved Offensive Player and Fred Bleil Most Improved Defensive Player were established to honor players who demonstrated the most improvement during spring practice. Helduser served as defensive coordinator at Texas State in 1990-91 before serving as head coach from 1992-97. He passed away in 2010. Bleil served as Texas State's defensive coordinator from 2008-10 before passing away in 2011.

J.C. KELLAM AWARD

Year	Player	Hometown
1972	Jim Stienke (DB)	Johnson City, Texas
1973	Dennis Colvin (DT)	Kennedy, Texas
1974	Gary Sterling (DE)	Fredericksburg, Texas
1975	Pat Jupe (FB)	San Antonio, Texas
1976	Paul Phillips (LB)	Fredericksburg, Texas
1977	Kevin Jurgajtis (FB)	Falls City, Texas
1978	Dan Bierstedt (LB)	Lockhart, Texas
1979	Allen Kiesling (DE)	Thorndale, Texas
1980	Kelly Monk (Center)	Seguin, Texas
1981	Mike Miller (QB)	LaGrange, Texas
1982	Mike Wynn (OG)	San Antonio, Texas
1983	Tom Staskus (LB)	Houston, Texas
1984	Scott Forester (C)	San Marcos, Texas
1985	Mitch Davidson (C)	Houston, Texas
1986	Kevin Mueth (OT)	Needville, Texas
1987	Arnold Baker (DE)	San Antonio, Texas
1988	Brad Fulks (LB)	Fredericksburg, Texas
1989	Glenn Mangold (DT)	Medina Valley, Texas
1990	Reggie Rivers (RB)	San Antonio, Texas
1991	Gilbert Price (QB)	Shiner, Texas
1992	Craig Hemphill (Safety)	Eagle Lake, Texas
1993	David Gaffney (LB)	Rockwall, Texas
1994	Chris Mantooth (OL)	Buda, Texas
1995	Chris McGarrahan (WR)	Arlington, Texas
1996	Russell Peevy (TE)	Mesquite, Texas

Year	Player	Hometown
1997	David Williams (QB)	San Marcos, Texas
1998	Brad Schley (DL)	Cuero, Texas
1999	Travis Bush (WR)	Gregory-Portland, Texas
2000	C.J. Carroll (DB)	Corpus Christi, Texas
	Desmond Powell (TE)	Texas City, Texas
2001	Tyson Olivo (WR)	Grapevine, Texas
2002	Greg Pitts (LB)	Lockhart, Texas
2003	Beau Robertson (WR)	Buda, Texas
2004	John Tyson (WR)	Klein, Texas
2005	Randy Moshier (TE)	Converse, Texas
2006	Walter Musgrove (DB)	Duncanville, Texas
2007	Nick Clark (DE)	Fort Worth, Texas
2008	Stan Zwinggi (RB)	Fredericksburg, Texas
2009	Travis Houston (DE)	Converse, Texas
2010	Da'Marcus Griggs (WR)	Bay City, Texas
2011	Darius Bolden (WR)	Houston, Texas
	Steven Kenney (OL)	Pearland, Texas

OFFENSIVE PLAYER OF THE YEAR

Year	Player	Hometown
1972	Josh Brown (FB)	Del Valle, Texas
1973	Noe Gonzales (QB)	San Diego, Texas
1974	Kevin Jurgajtis (FB)	Falls City, Texas
1975	Jesse Davis (HB)	Bartlett, Texas
1976	Kevin Jurgajtis (FB)	Falls City, Texas
1977	Kevin Jurgajtis (FB)	Falls City, Texas
1978	Paul Darby (HB)	Austin, Texas
1979	Paul Thornton (Tackle)	San Antonio, Texas
1980	Mike Miller (QB)	LaGrange, Texas
1981	Mike Miller (QB)	LaGrange, Texas
1982	Ron Jacoby (QB)	Austin, Texas
1983	Ricky Sanders (RB)	Belton, Texas
1984	Scott Forester (Center)	San Marcos, Texas
1985	Kevin Mueth (Tackle)	Needville, Texas
1986	Roy Jackson (RB)	Houston, Texas
1987	Ron Rittmann (QB)	New Braunfels, Texas
1988	Bill Jones (RB)	Corsicana, Texas
1989	Jeff Novak (tackle)	Houston, Texas
1990	Reggie Rivers (RB)	San Antonio, Texas
	Robbie Roberson (PK)	Houston, Texas
1991	Todd Scott (RB)	Topeka, Kan.
1992	Maurice Williams (RB)	Elm Grove, Texas
1993	Donald Wilkerson (RB)	Tyler, Texas
1994	Donald Wilkerson (RB)	Tyler, Texas
1995	David Williams (QB)	San Marcos, Texas
1996	Claude Mathis (RB)	Bartlett, Texas
1997	Claude Mathis (RB)	Bartlett, Texas
1998	Spergon Wynn (QB)	Bellaire, Texas
1999	Bronson Sanders (RB)	Duncanville, Texas
2000	Lee Davis (RB)	East Bernard, Texas
2001	Bronson Sanders (RB)	Duncanville, Texas
	Tyson Olivo (WR)	Grapevine, Texas
2002	Lee Davis (RB)	East Bernard, Texas
2003	K.R. Carpenter (WR)	Schertz, Texas
2004	Terrell Harris (RB)	Kerens, Texas
2005	Barrick Nealy (QB)	Dallas, Texas
2006	Bradley George (QB)	New Braunfels, Texas
2007	Cameron Luke (WR)	Klein, Texas
2008	Cameron Luke (WR)	Klein, Texas
2009	Bradley George (QB)	New Braunfels, Texas
2010	Da'Marcus Griggs (WR)	Bay City, Texas

Bobcat Team Award Winners

Year	Player	Hometown
2011	Shaun Rutherford (QB)	Bay City, Texas

DEFENSIVE PLAYER OF THE YEAR

Year	Player	Hometown
1972	Jimmy Jowers (LB)	San Marcos, Texas
1973	Ben Scharnberg (DB)	Kerrville, Texas
1974	Nathan Gutowsky (LB)	Rosenberg, Texas
1975	Ray Washington (DE)	Hearne, Texas
1976	Henry Holloman (DT)	Huntsville, Texas
1977	Dan Bierstedt (LB)	Lockhart, Texas
1978	Mark Mattingly (DT)	Dilley, Texas
1979	Elvis Shaw (DL)	Austin, Texas
1980	Charles Burlison (LB)	San Marcos, Texas
1981	Ken Coffey (DB)	Big Spring, Texas
	Cyril Friday (LB)	Austin, Texas
1982	Tim Staskus (LB)	Houston, Texas
1983	Cyril Friday (LB)	Austin, Texas
1984	David Glasco (DB)	San Antonio, Texas
1985	Eugene Rogers (DB)	Corsicana, Texas
1986	Arnold Baker (DE)	San Antonio, Texas
1987	Shawn Woods (LB)	Tidehaven, Texas
1988	Brad Fulks (LB)	Fredericksburg, Texas
1989	Glenn Mangold (DT)	Medina Valley, Texas
1990	Chad Coleman (LB)	Killeen, Texas
1991	Rod Woodard (Safety)	Clear Creek, Texas
1992	Craig Hemphill (Safety)	Eagle Lake, Texas
1993	David Gaffney (LB)	Rockwall, Texas
1994	Michael Thompson (DT)	New Braunfels, Texas
1995	Ypres Thomas (LB)	Temple, Texas
1996	Ypres Thomas (LB)	Temple, Texas
1997	Fred Davis (DB)	San Antonio, Texas
1998	Beau Walker (LB)	George West, Texas
1999	Cliffton Black (Safety)	Lubbock, Texas
2000	C. J. Carroll (DB)	Corpus Christi, Texas
2001	Greg Pitts (LB)	Lockhart, Texas
2002	Greg Pitts (LB)	Lockhart, Texas
2003	David Simmons (LB)	Houston, Texas
2004	Fred Evans (DL)	Morgan Park, Illinois
2005	Fred Evans (DL)	Morgan Park, Illinois
2006	Jeremy Castillo (LB)	Corsicana, Texas
2007	Nick Clark (DE)	Fort Worth, Texas
2008	Donavan King (DE)	Altair, Texas
2009	Marcus Clark (LB)	Fort Worth, Texas
2010	Marcus Clark (LB)	Fort Worth, Texas
2011	Michael Ebbitt (DE)	Westlake Village, Calif.

SPECIAL TEAMS PLAYER OF THE YEAR

Year	Player	Hometown
2004	Cory Eloff (P)	Converse, Texas
2005	Cory Eloff (P)	Converse, Texas
2006	Chris MacDonald (P)	Mesa, Texas
2007	Andrew Ireland (PK)	Cedar Hill, Texas
2008	Karrington Bush (KR)	Whitewright, Texas
2009	Ben Follis (P)	Arlington, Texas
2010	Ben Follis (P)	Arlington, Texas
2011	Ben Follis (P)	Arlington, Texas
	Andy Erickson (PR)	Austin, Texas

OUTSTANDING FRESHMAN OF THE YEAR

Year	Player	Hometown
1972	Kyle Bolen (DB)	McCarney, Texas
1973	Paul Phillips (LB)	Fredericksburg, Texas
1974	Jesse Davis (HB)	Bartlett, Texas
1975	Darrell Johnson (DB)	Seguin, Texas
1976	Elvis Shaw (DL)	Austin, Texas
Year	Player	Hometown
1977	Greg Hamilton (QB)	Killeen, Texas
1978	Mike Miller (QB)	LaGrange, Texas
1979	Norris Powell (LB)	East Bernard, Texas
1980	Cyril Friday (LB)	Austin, Texas
1981	Neal Neunhoffer (PK)	Austin, Texas
1982	Eric Cobble (RB)	Austin, Texas
1983	Phil Grandjean (TE)	Round Rock, Texas
1984	Shawn Woods (LB)	Tidehaven, Texas
1985	David Haass (QB)	San Antonio, Texas
1986	Glenn Mangold (DE)	Medina Valley, Texas
1987	Reggie Rivers (RB)	San Antonio, Texas
1988	Greg Pagel (QB)	Temple, Texas
1989	Chad Coleman (LB)	Killeen, Texas
1990	Davy Smith (RB)	Katy, Texas
	Victor Carr (DL)	Austin, Texas
1991	Jeff Milward (LB)	Lytle, Texas
1992	Savalas Smith (LB)	Houston, Texas
1993	Todd Siebert (Safety)	Marshall, Texas
1994	Claude Mathis (RB)	Bartlett, Texas
1995	Ricky Lipsey (Safety)	Port Arthur, Texas
1996	Darrick Vaughn (DB)	Aldine, Texas
1997	D'Angelo Torres (WR)	Grapevine, Texas
1998	Sterling Rogers (DB)	Cy-Falls, Texas
	Myron Coleman (LB)	San Antonio, Texas
1999	Greg Pitts (LB)	Lockhart, Texas
2000	Brian Forshee (TE)	Spring, Texas
2001	Marvin McCurry (P)	Lubbock, Texas
2002	Ryan Graves (OL)	Waco, Texas
2003	Jeremy Castillo (LB)	Corsicana, Texas
2004	Chase Wasson (QB)	Southlake, Texas
2005	Morris Crosby (WR)	Houston, Texas
2006	Alex Darley (WR)	Corpus Christi, Texas
2007	Karrington Bush (RB)	Whitewright, Texas
2008	Mishak Rivas (WR)	Westlaco, Texas
2009	Frank Reddic (RB)	Kilgore, Texas
2010	Tyler Arndt (QB)	Cuero, Texas
2011	Terrence Franks (RB)	Angleton, Texas

JOHN O'HARA MEMORIAL OFFENSIVE LINEMAN OF THE YEAR

Year	Player	Hometown
1992	Spicer Sigman (C)	Pilot Point Selz, Texas
1993	Spicer Sigman (C)	Pilot Point Selz, Texas
1994	John Rowland (OT)	San Antonio, Texas
1995	Wes Campbell (OT)	Killeen, Texas
1996	Adam Means (OT)	Converse, Texas
1997	Adam Means (G)	Converse, Texas
1998	Julius Wilson (C)	Killeen, Texas
1999	Julius Wilson (C/OT)	Killeen, Texas
2000	Todd Otte (OT)	Austin, Texas
2001	Doug Wheeler (OG)	College Station, Texas
2002	Ken McKoy (Tackle)	Killeen, Texas



Bobcat Team Award Winners/ Bobcats and the NFL

Year	Player	Hometown
2003	Jomaul Mason (Center)	Beaumont, Texas
2004	Thomas Keresztury (OT)	New Braunfels, Texas
2005	Thomas Keresztury (OT)	New Braunfels, Texas
2006	Buck Koalenz (C)	Converse, Texas
2007	Crawford May (G)	Miami, Fla.
2008	Jeff Bowen (C)	North Richland Hills, Texas
2009	Calvin Gore (OT)	Canyon Lake, Texas
	Alex Luna (OT)	Houston, Texas
2010	D.J. Hall (OG)	Palestine, Texas
2011	D.J. Hall (OG)	Palestine, Texas

JIM WACKER "UNBELIEVABLE" AWARD

Year	Player	Hometown
2003	Barrick Nealy (QB)	Dallas, Texas
2004	Randy Moshier (TE)	Converse, Texas
2005	Travis Upshaw (DL)	Burleson, Texas
2006	Walter Musgrove (DB)	Duncanville, Texas
2007	Nate Langford (DE)	San Marcos, Texas
2008	John Gilley (TE)	Victoria, Texas
2009	Marcus Clark (LB)	Fort Worth, Texas
2010	Marcus Clark (LB)	Fort Worth, Texas
2011	Prestin Brown (LB)	Chishcogo, Minn.

SPRING FOOTBALL AWARDS

JIM BOB HELDUSER MOST IMPROVED OFFENSIVE PLAYER AWARD

Year	Player	Hometown
2012	Tyler Arndt (QB)	Cuero, Texas

FRED BLEIL MOST IMPROVED DEFENSIVE PLAYER AWARD

Year	Player	Hometown
2012	Joshuae Robinson (LB)	Abilene, Texas

TEXAS STATE IN THE NFL

PLAYER	TEAM(S)	YEAR(S)
Paul Alsbury	New England Patriots	1991
Clenton Ballard	Jacksonville Jaguars San Diego Chargers	2002-2003 2004
Rick Barrow	Arizona Cardinals	2001
Cliffton Black	Oakland Raiders	2000
Josh Brown	Minnesota Vikings	1973
Rod Clark	St. Louis Rams	1984
Eric Cobble	Houston Oilers	1987
Ken Coffey	Washington Redskins	1983-84, 1986
Wayne Coffey	New England Patriots	1987
Paul Darby	New York Jets	1979-1980
Wallace Dickey	Denver Broncos	1968-1969
Fred Evans	Miami Dolphins Minnesota Vikings	2006 2007-10
Pat Franklin	Tampa Bay Bucs Cincinnati	1986 1987
Noe Gonzales	Oakland Raiders New England Patriots	1973 1974
D.J. Hall	Jacksonville Jaguars	2012
Van Hughes	St. Louis Cardinals Seattle Seahawks	1986 1987
Ben Jessie	Green Bay Packers	1989
A. J. Johnson	Washington Redskins San Diego Chargers	1989-1994 1995
Bill Jones	Kansas City Chiefs	1990-1992
Darren Jones	St. Louis Cardinals	1989
Wade Key	Philadelphia Eagles	1970-1979
Claude Mathis	Minnesota Vikings	1998
Kevin Meuth	New York Giants	1987
Mark Milet	Atlanta Falcons	1989
David Morrison	Oakland Raiders	1968-1970
Reece Morrison	Cleveland Browns Cincinnati Bengals	1968-1972 1972-73
Jeff Novak	Miami Dolphins Jacksonville Jaguars	1994 1995-1998
Reggie Rivers	Denver Broncos	1991-1996
Booker Russell	Oakland Raiders San Diego Chargers Philadelphia Eagles	1978-1979 1980 1981
Ricky Sanders	Washington Redskins Atlanta Falcons	1986-1993 1994-1995
Mac Sauls	St. Louis Cardinals	1968
Jim Stienke	Cleveland Browns New York Giants Atlanta Falcons	1973 1974-77 1978
Henry Thomas	New Orleans Saints	1987
Charlie Vatterott	St. Louis Cardinals	1987
Darrick Vaughn	Atlanta Falcons Houston Texans	2000-2002 2003
David Vela	Oakland Raiders Seattle Seahawks	1983-87 1987-88
Mark Washington	Miami Dolphins Arizona Cardinals	2007 2010
Bobby Watkins	Detroit Lions	1982-1988
Markee White	St. Louis Rams	2007
Matt Wieland	New Orleans Saints	2000
Sperton Wynn	Cleveland Browns Minnesota Vikings	2000 2001

A A A A A	
Eddie Acevedo	1994-95
Adolph Acher	1955
Tom Acuff	1950-51
Charles Adams	1981-83
Harold Adams	1990-91
Cyril Adkins	1994-97
Ray Akins	1949-50
John Akins	1948-49
L.D. Alderson	1952
Birge Alexander	1932
Cedric Alexander	2009-11
Phillip Alexander	2006-07
Jason Aleem	2001-02
Aaron Allen	1994-97
Horace Allert	1952-54
Frank Allison	1922-24
Paul Alsbury	1987-90
Roland Altinger	1981-82
Steve Alvarez	2008-10
Ed Amerson	2010-11
Zac Ammar	2010
Kyle Anderson	2008-09
Carl Andress	1974-75
Wade Andrews	1939
Tyler Arndt	2010-11
Brad Arnold	1980-83
Frank Arnold	1925-28
Ross Arnold	1919
James Aston	2006
Celestino Avilla	1962-63
Wilbur Aylor	1963-64

B B B B S	
Roddy Bagley	1961-62
Derek Bailey	1990-93
Leroy Bailey	1974-77
Richard Bailey	1968
David Bailiff	1977-80
Mike Bailiff	1980-82
Tom Bailiff	1978
Clenton Ballard	1998-2001
Arnold Baker	1984-87
David Baker	1957-58
Devin Baker	2010
Donnie Baker	1999-02-11
John Baker	1957-59
Kyle Baker	1999-2000
Todd Banks	1988-90
Matt Barber	1986-88
G. Bamard	1938-40
Leon Barnard	1938-40
Tom Barnes	1978-79
Billy Barrington	1951
Rick Barrow	1997-2000
Bob Bart	1976
Richard Bartee	1986-88
Josh Barton	2006-07
Joplo Bartu	2009-11
Ryan Batchelor	2008-09
William Bates	1938-39
Thad Batiste	1989
Isaiah Battle	2011
Monroe Bayer	1957

Graydon Baze	1942, 46-47
Jeff Beaty	1940-41
Joe Bednarski	1962-64
Joe Bell	2006-09
Clint Bendele	1996-99
Ron Ben-Mier	1996
Shane Bennett	1990-92
Phillip Benning	2010-11
Hugh Berry	1951
Lawrence Berry	1951
Mike Berry	1968
Joe Berry	1928-29
Sedic Bettis	1951-52
Willie Bickham	1986-89
Dan Bierstedt	1975-78
Bernard Biggs	1924-26
Clifton Black	1995-99
James Blackwell	1964
Tommy Blair	1967-69
Franklin Bless	1947-49
Wildred Block	1954-56
Aaron Bolado	1998
Darius Bolden	2008-11
Billy Bolen	1972
Kyle Bolen	1973-75
Leland Bolen	1975
Luke Bomar	2002-05
Floyd Bondy	1941-42
Andre Booker	2003
Billy Booker	1981-83
Marcus Booker	1988-90
Justin Boren	2005-06
Ramel Borner	2004-07
Howard Boucher	1946-49
George Bounds	1941-42
Jeff Bowen	2007-08
Renearl Bowie	1992
Anthony Boyd	1980-81
Billy Brademan	1940-42
Malcom Bradford	1979
Dameon Branch	1993
Jeff Brandes	1992-95
Jerry Brantly	1982-83
Cotton Branum	1926-29
Steve Brenner	1990-93
John Brewer	1984-87
Charles Bridges	1961-62
Bernard Briggs	1924-26
John Brightwell	1934-36
Ben Brite	1926
Kyle Bronson	2006
Andrew Brooks	2007-09
Craig Brooks	1994
Harry Brooks	1993
Jerome Brooks	2001-02
Thomas Brooks	2001
Jim Brooks	1979
Morris Brothers	2003-05
Allen Brown	1940
Charles Brown	1959
Charles Brown	1980
Deshun Brown	2001-02
George Brown	1990-93
Howard Brown	1921-23

Jeff Brown	2002-05
Jerry Brown	1961-63
Joshua Brown	1970-72
Prestin Brown	2010
ReShawn Brown	1995-98
Sedrick Brown	2002
Charles Brownlee	1957
Ted Bruner	1932-33
Alan Bruns	1975-77
Harvey Bruns	1951-53
Kay Buckner	1959
Andy Buffington	1967
Doyle Buffington	1969
James Bujnoch	1986-87
Stanley Bunton	1979-82
Roland Burge	1935-37
Charles Burleson	1978-79
Willie Burleson	1978
Cecil Burnette	1924
Blake Burton	2005-08
Darryl Bush	1986-87
Karrington Bush	2007-10
Travis Bush	1996-99
Josh Byther	1994

C C C C C	
Willie Caesar	1990-91
Charles Caffey	1965-67
Don Caldwell	1968-70
Joe Calhoun	1989
Champ Callihan	1932
Gid Campbell	1936-37
Wes Campbell	1991-95
Alvin Canady	2006-09
Herbert Carleston	1952-55
George Carlisle	1946-48
Paul Carlisle	1946
Michael Carmona	2008
Buford Carnes	1933
K.R. Carpenter	2003-05
Victor Carr	1990-93
Tyrone Carrington	1991-92
C. J. Carroll	1997-2000
George Carroll	1959-60
Mike Carter	1990
Roshad Carter	2006
Max Carver	1938
Jeremy Castillo	2003-06
Matt Castillo	1974
Raymond Cavness	1923-24
Leo Chafin	1951-52
Joe Chaisson	2008
Michael Chambers	2010-11
Robert Chambers	1926
Preston Chambliss	1939
Damien Chandler	2003-04
Tyler Chase	2011
Ike Chekwa	2003-04
Fred Childress	1926
Bill Clark	1927-28
Billy Roy Clark	1979
Ollie Clark	1940-41, 47
Marcus Clark	2007-10
Nick Clark	2004-07

Rod Clark	1981-83
Colin Clasen	1989-90
Jamie Clavell-Head	2010-11
Glen Cleckler	1946
Jeff Clermond	2010-11
Eric Cobble	1982-85
Clyde Cockrun	1967
Bubba Coers	1947
John Coers	1920, 22-23
T.A. Coers	1946-48
Ken Coffey	1978-81
Wayne Coffey	1984-85
Jerry Cole	1961-64
William Cole	1920, 22-23
Chad Coleman	1989-90
Dallas Coleman	2004-06
Jarvis Coleman	2007
Myron Coleman	1998-2001
Charles Collins	1975-76
Julius Collins	1987-89
Ken Collins	1983-85
Mike Collins	1986-89
Vince Collins	1994-96
Dennis Colvin	1971
Huel Conner	1923
Lee Conoly	2010-11
Clellan Cook	2005-06
Aaron Coon	1946
Rusty Cooper	1983-86
Herman Corner	1932-34
Bob Cornelius	1958-61
Carroll Counts	1939
Fritz Cox	1993-94
Tommy Cox	1969
Walter Cox	1970
Kyle Cracknell	1988
Jammar Crane	2006
Jack Crawley	1942, 46-47
Jervoress Crenshaw	2006-07
Morris Crosby	2005-08
Mike Cross	1971
Roger Crosswhite	1974-77
Jerry Crow	1964
Darrell Culberson	1985-88
Bill Cummins	1929-30
Larry Cunningham	1971
Jeff Curbo	1947-49
John Curbow	1966-68
Delbert Current	2006-07
Marcus Curry	2011

D D D D D	
Greg D'Etcheverry	2001
Pence Dacus	1951-53
Elmer Dahlberg	1946-49
Robert Daigle	1970-71
Roland Daigle	1961-62
Wayne Daigle	1966-69
Claude Dailey	1923-26
Monroe Daniels	1971-73
Xavier Daniels	2010-11
E.E. Darby	1925-26
Paul Darby	1976-78
Terry Darden	1956-58



All-Time Bobcat Lettermen

Tyrone Darden	1999-02
Bob Dargle	1972
Alex Darley	2006
Frederick Davidson	1982-85
Gene Davenport	1951-52
Tappy Davenport	1937-39
Mitch Davidson	1982-85
Bert Davis	1948-50
Charles Davis	1959-62
Chris Davis	1997
Danny Davis	1990-91
Delbert Davis	1939-40
Fred Davis	1994-97
Harold Davis	1939-40
Jesse Davis	1974-77
Lee Davis	1999-02
Les Davis	1977,79-81
Mike Davis	1990-91
Preston Davis	1998-2001
Steve Davis	1999
Todd Davis	1986-89
Adrian Dayse	2006-07
Rich Dear	1990
Willard Dearing	1958-60
Vaughn Deary	1980-83
Bob DeBesse	1978-80
Walter Dedekel	1950-55
Steven de la Torre	1994-97
Kelly Dennis	1990-91
Wellington Deshield	2004-08
Ralston Dews	2009
Kenneth Dickey	1952-53
Wallace Dickey	1962-64
Brandon Dickinson	2000-02
Russell Dickinson	1974
Harvey Dierschke	1998-2001
Steven Dietz	2003-04
Daren Dillard	2008-10
Eric Diogu	1999
Roy Dixon	1927
Wallace Dockall	1942, 46-47
Ross Doctoroff	1997-99
Jimmy Dodson	1929
Dan Dolce	2003-04
Kyle Doll	2011
Curtis Dominguez	2000-02
Matt Don Carlos	2002
Tom Doty	1985-86
Hugh Douglas	1973
John Douglass	1990-91
Richard Duffy	1987
John Dulaney	1989-90
Billy Dumas	1954
James Duncan	1969-71
Billy Dunk	1977-80
Galen Dunk	2006-07
Justin Dunk	2001
Bill Dunlap	1946-49
Craig Dunlavy	1974-76
Brian Dunn	2001
Leron Dunn	1992-93
Mike Dunn	1982-83
Reggie Dunn	1991-92
Johnny Dykes	1942

E E E E E

Steve Eaton	1990-93
Troy Ebensberger	2005
Michael Ebbitt	2011
Adrian Edwards	1977-78
Berry Ehlert	1932
Melvin Ehlert	1920
Carl Ehrlich	1931
Jim Elliot	1971
Cory Eloff	2003-05
Chimoo Emuka	2011
Mark England	
Andy Erickson	2011
Brandon Ercoline	1994-96
Denson Ermis	1959
Adley Eshraghipour	2008-09, 11
Dan Essa	1981
Fred Evans	2004-05
Scott Evans	1987
Warren Evans	1980
Osita Ezeilo	2003

F F F F F

Wilford Fairey	1924-27
Reynaldo Farias	1962-64
James Farmer	1989-90
Robert Farrar	1966
Joe Farris	1950
Johnny Faseler	1952-55
Morris Faseler	1972-74
Danny Faust	1990-92
Ronald Feldman	1974-75
Glen Felps	1965
Chuck Ferguson	1998-2001
Steve Ferrell	1975-77
Brian Ferris	2007
Mike Ferris	1977-79
James Fife, Sr.	1957-58
James Fife, Jr.	1979-81
Jerry Fife	1982-85
Pete Finch	1938-39
Collin Fissell	2011
Vester Fissel	1928-29
Junior Fite	1994-95
Herbert Flowers	1968
Bret Floyd	1986-88
Ben Follis	2008-11
John Ford	2006-08
Donald Forester	1987-88
Russell Forester	1933
Scott Forester	1981-84
Brian Forshee	2000-02
Gary Frank	1974-75
Gibbs Franki	1960-62
Pat Franklin	1984-85
Terrence Franks	2011
Eddie Franz	1964-65
Keith Frase	1975-78
Bryan Frassman	1985-88
Devon Freeman	2001-04
Pete Fredenberg	1968-70
Rufus Frenzel	1927
Cyril Friday	1980-83
Fred Frieling	1964-66

Brad Fulks	1985-88
Asa Fuller	1959-60
Charles Fuller	1959

G G G G G

David Gaffney	1991-93
Alfred Garcia	1979
Alvaro Garcia	2008-11
Gonzalo Garcia	1948-49
Modesto Garcia	1952-53
Henry Gardner	1938-40
Clifford Gardner	2006
Sam Wood Gardner	1919
Justin Garelick	2009-10
Ron Garner	1986
Ward Gary	1923-24
Frank Gasca	1986-88
Robert Gasca	1989-91
Ron Gaskin	1983-84
Bradford Gates	1926
Jeff Gelsone	1993
Frank Gensberg	1927-30
Mose Gensberg	1934
Bradley George	2006-09
Reagan George	2000-01
Leonard Germer	1950-55
Louis Germer	1933-35
Walter Germer	1930-33
Joe Ghrist	1983-85
Dominic Giametta	2003-05
Bob Gibbens	1958
Daniel Gibbens	1978-81
Peter Gibbens	1976-79
Robert Gibbens	1953-55
Sid Gibbens	1956-58
John Gibbens	1956
Walter Gibbens	1954
Pete Gibbons	1976-79
Gary Gibson	
Marvin Giddings	1996-99
Scott Giello	1991-92
Shyton Gilbreath	1993-95
Greg Gilcrease	1979-80
Lewis Gilcrease	1951-52
Danny Gillaspia	1983-84
John Gilley	2004-08
Bill Gilliam	1969
Michael Gilmore	2011
David Glasco	1983-84
Derrick Gласper	2003
Ronnie Glenwinkler	1972
Billy Gloor	1946-48
Aubrey Glover	1931-32
Jason Glover	2002
Greg Gold	2006
Noe Gonzales	1970-73
Rene Gonzales	1984-85
Carlos Goodman	1935
Colby Goodwin	2011
Clark Gordon	1928-31
Richard Gordy	1987-89
Calvin Gore	2006-09
Dennis Gorka	1967-70
Phillip Gossett	1994-95

Clyde Gott	1930-33
Jeff Gotte	2005-06
Teddy Grabarkawitz	1968
Bobby Graham	1953-55
Michael Grandjean	1989
Phil Grandjean	1983-86
Anthony Grant	2002
Darryl Grant	1987
Arthur Gray	1958
Michael Gray	1994-95
Terry Green	1968-69
Mark Gregurek	1981-83
Bobby Griffen	1957
Jason Griffin	2000
Da'Marcus Griggs	2008-10
John Gueder	1933-34
Ben Guess	1948-49
Trent Guiberreau	2011
Glenn Gundy	1974-77
Joe Gutierrez	1974-75
Nathan Gutowsky	1971-74

H H H H H

David Haass	1985-88
Paul Haberer	1990
Taylor Haese	2008-10
Ted Haese	1940-41
Greg Hagan	1985-87
Helmer Hageman	1949
Garett Hagendorf	2000-2001
Robert Hagey	1987-89
Monte Hale	1989
Jim Haley	1965-66
O.C. Haley	1960
Bernard Hall	1946-47
Billy Hall	1981-82
Bobby Hall	1950
Burnell Hall	1948
Charlie Hall	1954-56
D.J. Hall	2008-11
Don Hall	1986-87
Jack Hall	1952
William Ham	1962-64
Brad Hamilton	1989-92
Drew Hamilton	2011
Greg Hamilton	1977-80
Luther Hamilton	1947
Kenneth Hampton	2008-10
Trey Hampton	2007-09
Antoine Harden	2003
Chet Hanks	1989-92
Gene Hanks	1951-54
Jason Hannan	2009-10
Jeff Harbers	1993
Jesse Harbifn	1935-36
Kenneth Hardcastle	1955-57
Chris Hardeman	1991-93
Bronco Hardgrave	1988-89
Don Hardin	1959-60
John Hardin	1981-84
Jay Harold	1960-62
Chase Harper	2011
Corey Harper	1992
Kyle Harrell	1994-97

All-Time Bobcat Lettermen

Herman Harris	1978
Matt Harris	2008-11
Max Harris	1922
Terrell Harris	2002-04
Bobby Hart	2003
Leonard Hart	1928
Walter Hartfield	1973-74
Terrance Hatton	1994-97
Eugene Havelka	1952-54
Joe Hawkins	1950
Tim Hawkins	2009-11
Larry Hayden	2003-05
Jerome Haynes	1995
Scot Hayward	1983
Jarrett Haywood	2011
Tommy Head	1966-68
Jason Hearn	1996-99
Keith Hebert	1986
James Hefferman	1962-64
Frank Hefner	1934
Craig Hemphill	1991-92
Jack Henry	1948-49
Kevin Henry	1988-91
Kyle Herman	1993
Jim Herridge	1948-50
Grady Hester	1934
William Heyward	2001-04
Corey Hickerson	2007-08
Ilya Hicks	1994
A.D. Hildreth	1921-22
Bernard Hill	1929
Bryan Hill	2010
Herbert Hill	1950-53
J.D. Hill	2001
Chip Hinkle	1980-83
George Hinkle	1949
Keith Hoffmann	1953-56
Billy Hollas	1958-60
Tom Hollon	1949-51
Bobby Holloway	1935-37
Brian Holloway	1995
Charles Holmes	2008-11
Travis Holmstrom	2000-02
Clarence Holt	1968-70
Garrett Hood	2008-09
Dean Hopf	1933-34
Jerry Hopkins	1955
Ardis Hopper	1926-29
Herschel Hopson	1923-24
Mike Horak	1967-68
Luke Horder	2004-05
Darrell Hortness	1949-51
Andre Horton	1987-88
Ed Horton	1927-29
Howard Horton	1932-34
Jack Horton	1919-22
Albert Houston	1931-33
Travis Houston	2006-09
William Ray Houston	1983-84
W.L. Howard	1936-38
Eddie Howell	1967-70
Tom Howell	1920
Jason Howes	1988-89
Ken Huewitt	1980-83

Sidney Hughes	1938
Jack Hughes	1941
Van Hughes	1982-83
Frank Hurt	1940
John Hygh	1991-94
I I I I I	
Enrique Ibarra	1957
Joe Icet	1953
Dexter Imade	2010
E.H. Imken	1964-65
Phillip Irby	1962-63
Andrew Ireland	2006-08
Lowe Irvine	1958-60
Woodrow Isham	1938-40
Michael Ivory	1993
Bryan Iwuji	2008-11
Justin Iwuji	2010-11
J J J J J	
Nicholas Jack	1993-96
Bernard Jackson	2000-01
Bud Jackson	1963
George Jackson	1942
Henry Jackson	1966-69
Jack Jackson	1966-69
Ray Jackson	1970-72
Robert Jackson	1965
Ron Jackson	2009-11
Roy Jackson	1984-87
Kenneth Jacobs	1960-61
Ron Jacoby	1979-82
Nato James	2003-04
John Janca	1929-31
Harold Jay	1962
Matt Jenkins	2004-07
Willie Jenkins	1980-81
Maurice Jennings	1919
Ben Jessie	1986-88
Milton Jirasek	1947-48
Dale Johanson	1949-51
Mac Johanson	1971-74
Shane Johanson	1978-79
Todd John	1993
A.J. Johnson	1985-88
Alfred Johnson	1926-27
Chad Johnson	1995-97
Darrell Johnson	1975-78
David Johnson	1983-85
Ed Johnson	1983-85
Greg B. Johnson	1987
Greg D. Johnson	1994
Greg S. Johnson	1985-88
Heath Johnson	1988-91
Tevron Johnson	2011
Will Johnson	2011
Daniel Jolly	2005-06
Darren Jones	1985-88
Greg Jones	1964
Jimmy Jones	1964
Kendall Jones	1998-2001
Stan Jones	2004-05
Teddy Jones	2002-05
William Jones	1988

Jimmy Jowers	1972-73
Milton Jowers	1933-34
Paul Jungman	1980
Pat Jupe	1973-75
Kevin Jurgaitis	1974-77
K K K K K	
Fred Kaderli	1921
Tim Kaderli	1995-96
Turner Kaderli	1922
Ed Kallina	1921-23
Henry Kallina	1923-26
Lewis Kaufman	1934-36
Jamil Kazen	2009
Claude Kellam	1919-22
Jesse C. Kellam	1919-20, 22
Buddy Kellar	1955
Will Kellar	
Albert Kelley	1993-94
Mike Kelley	1983-84
Albert R. Kennedy	1986
Steven Kenney	2008-11
Lowell Kercheville	1983-85
Thomas Keresztury	2002-05
Wade Key	1967-68
Alan Kiesling	1978-79
Anthony King	2002
Donovan King	2005-08
Zicman Kitchens	1978-79
Zilman Kitchens	1929-30
Ray Kizer	1967-68
Kurt Klassen	1986-88
Robert Knispel	1925-26
Randy Knox	1980
Randy Knoz	1975-76
Mark "Buck" Koalenz	2004-06
Emmett Korff	1946-48
Joey Korzekwa	1979-81
Eugene Kosarek	1952
Bobby Kotzur	1972-75
Henry Kotzur	1969-72
Joe Kristoff	1941
Gillmore Krueger	1970-71
Michael Kuhn	1995-96
Ronnie Kuhn	1977-78
William Kuykendall	1925
L L L L L	
David Lackey	1983-85
Harold Lackey	1986
Courtney Lane	1984-85
Lawrence Lange	1942
Roy Langerhans	1947
Mike Langford	1980-82
Nate Langford	2004-07
Eddie Lankford	1956-57
Kent Laster	1994-97
Max Laxson	1940
Rob Laymon	2000-01
Ricky Leal	1982-84
E.J. LeBlanc	2008
Reggie Leday	1990-91
Scott Ledbetter	1996
Jerry Lehman	1969-72

Jonathan Lehmann	2006
Danny Leinnweber	1962-63
Fritz Lenhoff	1939
Kenyon Leno	2001-04
Bob Lewis	1959-61
Brandon Lewis	2011
David Lewis	2010-11
Greg Lewis	1946-49
James Lewis	1949-50
Lofton Lewis	1978-79
Monte Lewis	1991-94
Wade Lightsey	2004
Brian Lilly	2009-11
Effie Lindsey	1928-29
Mack Lingo	1978
Ricky Lipsey	1995-98
Lloyd Little	1960
Mike Littleton	1965
Fritz Loeffler	1949-52
Carter Lomax	1938-40
David Longhofer	1982-85
Derek Lopez	2008-11
A.J. Loth	1954-55
Lawrence Lowman	1925
Terry Lowman	1919, 21-23
Mike Luckenbill	1979-80
Allen Lucky	1981-84
Cameron Luke	2006-08
Jonathon Luke	1994-97
Alex Luna	2006-09
John Luna	1965-68
Tomas Luna	2011
Lee Ca. Lundin	1983-86
Lee Ch. Lundin	1999-02
Lindy Lyles	1963-65
Pat Lyssy	1955-56
M M M M M	
Chris MacDonald	2006-07
Craig Mager	2011
Robert Magrover	1942-46
Kenneth A. Malatek	1958-59
Ken Malater	1958-59
Rene H. Maldonado	1983-86
Glenn Mangold	1986-89
Hansel Mangum	1934-36
Tom Mangum	1963
Delwin Manning	1989-92
Robert Manning	1957-58
Chris Mantooth	1991-94
Justin Marcellus	2001-02, 2004-05
Oliver Marshall	1928
Tommie Marshall	1939
Bob Martin	1935-37
Jerald Martin	1961-62
Edward Martinez	1984
Justin Martinez	1999-02
Joel Martingnoni	1981
Jomaul Mason	2002-03
Claude Mathis	1994-97
Kyle Matlock	1986-87
Leonard Matocha	1981-84
Aaron Matthews	2011



All-Time Bobcat Lettermen

Table of lettermen names and years from 1973 to 2011, including Cody Matthews, Mark Matingly, Ken Matula, Fred Mayler, Crawford May, Alfred Mays, Butch Maywald, Bobby McBride, Lyons McCall, Cody McCauley, Ben McClellan, Woody McClendon, Michael McClure, Blake McColloch, Andre McCorkle, Johnny McCoy, Brian McCray, Richard McCullough, Marvin McCurry, Billy McDaniel, James McFall, Artie McFarling, David McGarah, Chris McGarahan, James McGill, Lajonta McGowan, Trevor McKenzie, Ken McKoy, Jason McLean, Bo McMillan, Lawrence McPherson, Jeff McVaney, Adam Means, Mace Meeks, Michael Meeks, Steve Meeks, Richard Menelfy, Mike Merrett, Jake Merrill, Mike Merritt, Wayne Merritt, Kevin Meutch, Kevin Meuth, Kenny Meyers, Kevin Mickits, Steve Mikeska, Micah Miksch, Tal Milan, David Miles, Billy Miller, Bradley Miller, Colby Miller, DeRoy Miller, Donald Miller, Mike Miller, Robert Miller, Ronnie Miller, Ryne Miller, T. P. Miller, Mark Millett, Rimothy Millett, Jeff Milward, Joshua Minde, Jimmy Minor

Table of lettermen names and years from 1982 to 2006, including Bryan Minton, Cliff Mitchell, Greg Mitchell, Wilber Mitchell, Harvey Moerbe, Jan Mohel, Kelly Monk, Victor Monk, Corey Montgomery, Eddie Montgomery, Mike Montgomery, Joel Moore, Scott Moore, Hector Moreno, Darryl Morris, Bert Morrison, David Morrison, Reece Morrison, Charles Morton, Randy Moshier, Preston Mouton, Ronnie Mudd, David Muldoon, Mike Murphy, Walter Musgrove

Table of lettermen names and years from 1979 to 2011, including Don Najvar, Marc Napier, Allie Gerald Nash, Kevin Nason, Barrick Nealy, Ty Neatherlin, Jeff Neill, Jimmy Nelms, Charlie Nelson, Clark Nelson, Corky Nelson, Regan Nesbitt, Russell Nettles, Neal Neunhoffer, Neely Newman, Ricky Newman, Heath Nickes, Dwight Nieschwitz, Bassett Nix, Cecil Nix, Jordan Norfleet, Sam Norris, Jerome Nortman, Jeff Novak, Ty Nsekhe, Chris Nutall

Table of lettermen names and years from 2005 to 2009, including Ryan Odell, Kevin Odelusi, Joe O'Haver, Leon O'Neal, Jamarqus O'Neal, Shola Obafemi, Bob Obets, Gregg Ochler, Lamar Octman

Table of lettermen names and years from 1996 to 1995, including Kevin Odelusi, Frank Ogbor, Jesus Olivares, Tyson Olivo, Lamar Oltman, Dwayne Orr, Paul Ortega, Todd Otte, Bill Overall, Clint Owen

Table of lettermen names and years from 1967 to 1952, including Gary Pack, Matt Padron, Greg Pagel, Freddie Paige, Ric Palmer, Raymond Palmour, Adrian Parker, Johnny Parker, Ray Parker, Brian Parks, Marsh Parris, J.B. Patterson, Walker Patton, Todd Pawelek, Glen Peavy, Demetrius Peel, Russell Peevy, Mat Pels, George Pena, Gary Peoples, Mac Peoples, Rick Pereda, James Perez, Mark Perez, Jesse Perkins, L. Van Perkins, Clint Petty, Stanley Pfeil, Herman Phillips, Paul Phillips, Weldon Phillips, Sam Pier, Marcus Pierce, Paul Pine, Jr., Greg Pitts, H. C. Pluenneke, Brett Pohler, Bill Pointer, Fred Pointer, Dan Polasek, Mel Polk, Bob Porter, George Porter, Nathan Porter, Dale Posey, Martin Posey, Billie Powell, Desmond Powell, Ernie Powell, Norris Powell, Roy Powell, James Prewitt

Table of lettermen names and years from 1988 to 1932, including Gilbert Price, Randy Prince, Edmund Pringle, Chase Pulliam, Glenn Purcell, Albert Purdy, Richard Purdy, Ryan Purdy, Sub Pyland

Table of lettermen names and years from 2006, including Brian Quackenbush

Table of lettermen names and years from 1989 to 1997, including Dan Raasch, Sam Ramirez, Charles Ramsey, Keith Randle, Aaron Randow, Peter Rasicot, David Ramirez, Brandon Raye, Elvin Read, Richard Redd, Frank Reddic, Jason Reece, Steve Reed, Joe Reeder, Albert Reeh, John Reese, Vicente Reid, Wallace Reincherzer, Anthony Rex, Luis Reyes, Hons Richards, Alvin Ringo, Tim Rio, Ron Rittimann, Mishak Rivas, Reggie Rivers, Eddie Roach, Donald Roberson, Ernest Roberson, James Roberson, Robbie Roberson, Terry Roberts, Tommy Roberts, Beau Robertson, Robbie Robinett, Charlie Robinson, Dexter Robinson, Nelson Robinson, Trey Robinson, Shane Roch, O.C. Rode, Macon Roemer, Eugene Rogers, James Rogers, Sterling Rogers, Tom Rogers, Jim Rokas, Clay Roland, Freddie Roland, Jason Roland

All-Time Bobcat Lettermen

Stephen Ross	2000
John Rowland	1991-94
Winston Ruelas	2007-10
Booker Russell	1976-77
Greg Russell	1983-85
Ryan Rust	2000-02
Dave Rutherford	1956
James Rutherford	1954
Shaun Rutherford	2011
Michael Rutledge	2006-08
Jonathan Ruzicka	2008

S S S S S

Jimmy Sagnes	1982
Tommy Salazar	1986-89
Kenneth Samuels	2000-03
Chris Sanchez	1993-95
Michael Sanchez	2003
Mark Sandahl	1972
Bronson Sanders	1998-2001
Caddo Sanders	1952-56
Frances Sanders	1929-31
Marshall Sanders	1983-85
Ricky Sanders	1981-83
Bill Satterwhite	1965-67
Mac Sauls	1964-67
Robert Saunders	1919-20
Leon Savage	1973-76
Kevin Saverance	1995
Del Scales	2004
Ben Scharnberg	1971-73
Donald Scheller	1950-51
Brad Schley	1994-98
Ed Schmeltekopf	1952-54
Michael Schneeweis	2008-09
Ivo Schoppe	1933-34
Louis Schorp	1967-69
Joe Schuchardt	1947
Walter Schulle	1956-58
Matt Schumann	2006-08
Corey Scott	2007-11
Earl Scott	1948-49
Frank Scott	1919
Joe Lee Scott	1948-49
Sam Scott	1986-88
Todd Scott	1990-91
Tyrone Scott	2004-06
Jack Searcy	1951
Leon Seay	1932
Leon Sefton	1953-55
Jerry Sellers	1929
John Sellmyer	1974-76
Melvin Selph	1947-50
Nick Sessions	2002-05
Glenn Settles	2000-03
Pete Shands	1920-21
Elvis Shaw	1976-79
Emmett Shelton	1922-24
Robert Shelton	1919-20
Scott Shelton	2001
Gary Shepard	2004-06
Richard Sherley	1941-42
Douglas Sherman	2004-05

Roy Sherrard	1990-91
J.R. Shipp	1994-98
Todd Siebert	1993
Paul Sienkiewich	2008-09
Spicer Sigman	1990-93
Gary Sills	1980
Louie Simmonds	1964-65
David Simmons	2003-05
Mario Simmons	1989-92
Adrian Simpson	1981-83
Kyle Simpson	2003
Michael Sims	1987-89
Michael Singleton	1993-94
Michael Slater	1990-92
Alton Slaton	1950-53
Charles Slaughter	1939-40
Jack Sledge	1919
Anthony Smith	2003
Bobby Smith	1965-67
Chris Smith	1990
Coalie Smith	1936
Courtney Smith	2005-08
D. Scott Smith	1986-87
David Smith	1975-77
Davy Smith	1990
Gene Smith	1952-54
Grant Smith	1951
Jarvis Smith	2002-03
John Smith	1994
Kevin Smith	1989
Macon Smith	1962-64
Poe Smith	1938-41
Savalas Smith	1992
Scott Smith	1990-93
Stanley Smith	1963-66
Steve Smith	1976-78
Tracy Smith	1977-80
Vander Smith	1938-40
Jamell Snell	2006
Wilfred Snell	1936-37
David Sorrell	1982
Rick Sowell	1980-82
Bill Soyars	1967-69
Tommy Soyars	1969-71
Eldon Spannagel	1941
Tim Speedy	1989-91
Richard Spinn	1929
Roy Spradin	1962
Randy Stanley	1989
Ralph Starnes	1938
Tim Staskus	1981-83
Gary Stautzenberger	1964-65
Mike Stavinoha	1981
Teddy Steele	1981-83
Gary Stehling	1972-74
Charles Sterling	1984-85
Carroll Stevens	1925-26
Harroll Stevens	1925-26
James Stewart	1997-2000
Jarrod Stewart	2010
Robert Stewart	1991
Warren Stewart	1987-90
Jim Stienke	1970-72

Robert Stienke	1974-75
Sammy Stiggers	1989
Charles Stoddard	1980
Mike Store	1980
Robert Storey	1935-37
Rodgers Storey	1921-22
Derwin Straughter	2004-05
Clayton Stribling	1927
Martin Stroble	1929
Patrick Strodman	2008-09
Martin Stuart	1938
Tom Stubblfield	1991-92
Richard Suffel	1963-65
Wylie Summers	1921
Brian Surovik	1994-97
Joe Sutton	1951
E.J. Swindler	1949-51
Roger Swift	1974-78
Scott Swinnea	1992-94
John Szczech	1998-2001

T T T T T

Brady Talley	1995
Colby Targun	2011
John Tarvin	1983-85
Lionel Taton	1942
Mike Taylor	1978-81
Morgan Taylor	2006-07
Trent Taylor	1987-88
William Taylor	1938-40
Eric Tennessee	1984-87
Adrian Thomas	2005-08
Ervin Thomas	1988-91
Henry Thomas	1985-86
Ypres Thomas	1995-96
Michael Thompson	1991-94
Will Thompson	2007-09
Bill Thornton	1970-72
Paul Thornton	1977-80
Albert Thurmond	1946-48
Jerry Timminis	1959
Andy Tobias	1958-61
Orlando Toldson	2006
Clint Toon	2007-08
D'Angelo Torres	1997-1999
Trent Touchstone	1986-87
Larry Townsend	1969-71
Anthony Tropea	2003
Charles Trcka	1962
Todd Trcka	1986-88
Arthur Trilli	1980
Reggie Trimble	1984-87
Ray Tripp	1937
Cleve Tryon	1989-90
Ron Tryon	1991
Shawn Tryon	1991-94
Josh Tubbs	2001-03
Trey Tucker	1981-83
Eric Turner	1989
Jameil Turner	2005-06
Rex Turner	1961-63
Charles Tuttle	1941
Charlie Will Tuttle	2011

Johnny Tyson	2003-04
--------------	---------

U U U U U

Travis Upshaw	2002-05
---------------	---------

V V V V V

Johnny Valentino	1969
Frank Vance	1923-26
Joe Vance	1927
Daniel Varvel	2005-07
Gabe Vasquez	1997
Charles Vatterott	1983-86
Travis Vaughan	1998-1999
Barney Vaughn	1935-37
Darrick Vaughn	1996-99
John Vaughn	1940
David Vela	1979-82
Zach Velliquette	2011
Jon Vernon	2008-11
George Vest	1925-28
V.J. Villareal	1992
James Vines	1966-67
Russell Vineyard	1927
Justin Vogt	2001-2003

W W W W W

Vernon Wacenta	1941
Gary Wahrmund	1983-86
Jerry Wahrmund	1990-93
John Waldrum	1971-73
Beau Walker	1997-98
Calvin Walker	1990
Carl Walker	1919
Donny Walker	1989
G.W. Walker	1951
Robert Walker	1995-97
Woodrow Wall	1938-40
Buster Wallace	1958
John Walts	1971
Hillyer Ward	1957-58
Jonathan Ward	2010-11
Mitchell Ward	1988
N.S. Ward	1926-27, 31-32
Mark Washington	2006
Jason Washington	1998-2001
Ray Washington	1974-75
Terrell Washington	1987-89
Chase Wasson	2004-06
Bobby Watkins	1978-81
Thaddeus Watkins	2011
Tywan Watkins	2004
Josh Wathen	1994-95
Tywan Watkins	2001-
Harold Watson	2002-03
Mike Watson	1995
Robert Watson	1972
Dexter Webb	1986-87
Melvin Webber	2004-05
Lawrence Weber	1950
Johnny Weder	1950-53
Don Wehmeyer	1959-61
Alfred Weir	1921-22
Clay Weir	2000-02



All-Time Bobcat Lettermen

Larry Welch	1958
William Welch	1996-97
Pop Wells	1995-97
Darin Wesley	1987-90
Marvin Wesley	1984
Ricky West	1968-71
Leon Westfall	1956-58
Craig Westmoreland	1980-82
Maurice Westmoreland	1953
Scott Westmoreland	1983-84
Doug Wheeler	1999-2001
Chad White	2004-05
Dee White	1960-62
Jon White	1963-66
Markee White	2004-05
Ray Whitehead	1991-94
Terry Whitman	1977-80
D.J. Wible	1920
Ryan Wiegand	1995-97
Matt Wieland	1995-96
Mario Wiggins	2009-11
Austin Wighamam	1998
E.M. Wiginton	1924
Bill Wilcox	1951-52
Donald Wilkerson	1993-94
Ryan Wilkes	1996-99
Arvel Williams	1935
Bob Williams	1942
Brian Williams	2007
Dameon Williams	2005
David Williams, Sr.	1970-72
David Williams, Jr.	1994-97
Deshun Williams	2010-11
Donnie Williams	1979-80
Drenard Williams	2008, 10
Ed Williams	1948-50
Edgar Williams	1919
Elverna Williams	1998
Epsilon Williams	2003-06
Greg Williams	1971-73
Jamal Williams	2008
Jesse Williams	1984
Justin Williams	2004-05
Maurice Williams	1991-92
Michael Williams	1993-95
Stace Williams	1994-97
Vollie Williams	1955-57
Donnie Willig	1984-86
Bill Willis	1947-48
Hayden Willis	1924-26
Alvold Wilson	1972-74
Chris Wilson	1986-87
Jeff Wilson	1999-2000
Jullius Wilson	1998-01
Lawrence Wilson	1995
Oscar Wilson	1923
Scott Wilson	1985-87
Norman Witcher	2001-02
Anthony Wood	1990-93
John Wood	2003
Rod Woodard	1989-91
Alvin Woods	1955-57
George Woods	1982-83

Ivan Woods	1939
Shawn Woods	1984-87
Lewis Woodson	1927
Toney Wooley	1983-85
Leon Woolsey	2007-10
Joe Wooten	1998-2000
Woodrow Worthington	1938
Dennis Wotipka	1982-83
Bailey Wright	1925-27
Brad Wright	1978-80
Matt Wright	1988-89
David Wuest	1972-73
Mike Wuest	1969-71
Herbert Wuthrich	1959
Bill Wyman	1997-99
Mike Wynn	1979-82
Spergon Wynn	1998-99

Y Y Y Y Y

Bill Yeats	1962
Justin Young	1997-98
Brian Yourman	1999-2001
Chris York	1998

Z Z Z Z Z

Steve Zisler	1996
Charles Zunker	1928-31
Walter Zunker	1929, 34-36
Stan Zwinggi	2005-08



Year By Year Results

1904

Texas State won its first football game 6-0 over St. Edward's of Austin, Texas, and went on to finish the season with a 5-1 record.

1904 — (5-1)

St. Edward's	W	6-0
West Texas Military	W	18-0
West Texas Military	W	48-0
Deaf and Dumb School	W	18-5
Deaf and Dumb School	L	5-12
Austin	W	5-0

1905-08

No Scores Recorded

1909 — (0-1)

Baylor	L	0-55
--------	---	------

1910 — (0-1)

Austin	L	0-19
--------	---	------

1911-12

No Scores Recorded

1913 — (0-1)

Baylor	L	7-9
--------	---	-----

1914

No Scores Recorded

1915 — (0-1)

Denton	L	0-14
--------	---	------

1916 — (0-2)

Baylor	L	0-75
Denton	L	0-10

1917

No Scores Recorded

1918 — (0-1)

Southwestern	L	0-35
--------------	---	------

1919-1934

**O.W. STRAHAN
Head Coach**

Better known for his basketball influences at Texas State, O.W. Strahan was named head football coach in 1919, and led the Bobcats to a 70-53-9 record during the next three decades.

1919 — (4-4)

Texas A&M	L	0-28
Southwestern	L	0-19
Texas	L	0-18
Sam Houston State	W	32-0
West Texas Military	W	20-0
Meridian	L	0-6
San Marcos Academy	W	13-6
Sam Houston State	W	6-0

1920 — (4-2-1)

Meridian	W	79-0
Southwestern	T	3-3
Daniel Baker	W	40-0

1921

Just two years after O.W. Strahan was named head coach and a year after the school adopts Bobcats as its nickname, Texas State posted its first undefeated season.

East Texas	W	48-0
San Marcos Academy	W	26-13
Rice	L	0-48
North Texas	L	6-21

1921 — (7-0)

San Marcos Academy	W	62-3
East Texas	W	26-0
Southwestern	W	10-0
Daniel Baker	W	28-3
St. Edward's	W	31-7
Sam Houston State	W	14-13
North Texas	W	14-0

1922 — (3-3)

Southwestern	L	0-20
Sam Houston State	W	24-0
Howard Payne	L	6-24
Tarleton State	W	22-0
Dallas University	W	27-13
North Texas	L	13-16

1923 — (4-4)

Stephen F. Austin	W	47-0
Southwestern	L	0-20
Sam Houston State	L	0-6
Rice	W	19-6
East Texas	W	40-0
Howard Payne	L	13-25
Daniel Baker	W	31-0
North Texas	L	7-12

1924 — (4-4)

Stephen F. Austin	W	23-6
East Texas	L	2-6
St. Edward's	L	0-20
Sam Houston State	W	13-0
North Texas	W	10-6
Daniel Baker	W	9-0
Howard Payne	L	6-32
Southwestern	L	6-12

1925 — (2-6)

Stephen F. Austin	W	12-0
Howard Payne	L	12-28
East Texas	L	0-7
Trinity	L	0-31
St. Edward's	W	18-6
Sam Houston State	L	9-12
North Texas	L	6-10
Southwestern	L	0-12

1926 — (7-2)

Texas A&M-Kingsville	W	13-2
Stephen F. Austin	W	7-0
Howard Payne	L	25-28
East Texas	W	34-0
Trinity	W	28-7
St. Mary's	W	36-0
St. Edward's	W	7-6

Sam Houston State	W	9-0
North Texas	L	12-13

1927 — (4-4-1)

Stephen F. Austin	W	14-0
Howard Payne	L	0-20
Daniel Baker	L	0-13
Trinity	L	0-20
North Texas	W	38-0
St. Mary's	W	22-0
Sam Houston State	T	6-6
East Texas	W	40
St. Edward's	L	7-12

1928 — (2-7)

Texas A&M-Kingsville	L	0-4
Stephen F. Austin	W	20-0
Howard Payne	L	0-21
Abilene Christian	L	0-20
Trinity	L	14-19
North Texas	L	0-17
Southwestern	L	7-12
East Texas	W	7-0
Daniel Baker	L	0-20

1929 — (6-1-2)

Stephen F. Austin	W	24-7
Howard Payne	L	0-34
Texas A&M-Kingsville	W	32-0
Abilene Christian	T	12-12
Sul Ross State	W	15-6
McMurry	W	13-7
Southwestern	W	12-9
Daniel Baker	W	12-0
North Texas	T	0-0

1930 — (5-1-3)

Stephen F. Austin	W	6-0
Howard Payne	T	0-0
Schreiner	W	7-0
Abilene Christian	T	6-6
Southwestern	W	13-0
McMurry	T	0-0
Sul Ross State	W	13-0
Daniel Baker	W	6-0
North Texas	L	0-12

The Lone Star Conference was formed April 25, 1931. Charter members were East Texas State, North Texas, Sam Houston State, Stephen F. Austin State and Texas State. Championship play in football began in 1932. Trinity joined the league from 1931-34.

1931 — (4-4)

Howard Payne	L	0-6
Texas A&I	L	0-7
Stephen F. Austin	W	19-0
Southwestern	W	16-7
Sam Houston State	L	0-6
McMurry	W	18-0
East Texas	W	14-0
North Texas	L	0-20

1932 — (5-3)

Howard Payne	L	6-14
Schreiner	W	20-0
*Stephen F. Austin	W	27-6
Southwestern	W	12-0
*East Texas	W	6-0
*St. Edward's	L	7-13
*Sam Houston State	W	6-0
*North Texas	L	0-6

1933 — (7-1-1)

Howard Payne	W	20-12
Schreiner	W	13-0
*Stephen F. Austin	W	27-0
Southwestern	W	7-6
Daniel Baker	W	7-6
*Trinity	W	7-0
*Sam Houston State	W	3-0
*East Texas	L	0-6
*North Texas	T	0-0

1934 — (2-7-1)

23rd Infantry	W	13-0
Howard Payne	L	0-4
Schreiner	L	7-20
*Stephen F. Austin	T	19-19
Southwestern	L	7-14
Daniel Baker	L	7-13
*Trinity	W	6-0
*Sam Houston State	L	0-6
*East Texas	L	6-12
*North Texas	L	0-3

1935-43

**JOE CHEANEY
Head Coach**

Joe Cheaney was named Texas State's head coach in 1935, and served in that capacity until 1942. Cheaney had a career record of 23-42-5 with the Bobcats.

1935 — (2-7)

Howard Payne	L	6-13
Schreiner	L	2-27
*Stephen F. Austin	L	0-14
Southwestern	W	12-0
Daniel Baker	L	0-3
*Sam Houston State	W	19-0
*North Texas	L	0-6
*East Texas	L	0-7
Texas A&M-Kingsville	L	0-6

1936 — (2-5-1)

Howard Payne	L	0-44
Schreiner	L	6-36
*Stephen F. Austin	L	7-14
Southwestern	W	13-0
Daniel Baker	T	6-6
*Sam Houston State	W	14-0
*East Texas	L	13-14
*North Texas	L	0-14

1937 — (6-4)

Texas Lutheran	W	34-0
Howard Payne	L	7-12
St. Edward's	W	14-13
Schreiner	W	13-12



Year By Year Results

Table with 3 columns: Team, Score, Result. Rows include Southwestern, Randolph, Stephen F. Austin, North Texas, East Texas State, Sam Houston State.

1938 — (0-8)
Howard Payne, St. Edward's, Schreiner, Southwestern, Stephen F. Austin, North Texas, East Texas State, Sam Houston State.

1939 — (3-5-2)
Randolph, Howard Payne, St. Edward's, Schreiner, Southwestern, Texas A&M-Kingsville, Stephen F. Austin, North Texas, East Texas State, Sam Houston State.

1940 — (3-5-1)
Howard Payne, Schreiner, Randolph, Southwestern, Texas A&M-Kingsville, Stephen F. Austin, North Texas, East Texas State, Sam Houston State.

1941 — (4-4)
Howard Payne, Schreiner, Southwestern, Texas A&M-Kingsville, Stephen F. Austin, East Texas State, Sam Houston State, North Texas.

1942
No Scores Recorded

1943 — (3-4-1)
Howard Payne, Schreiner, Southwestern, Randolph, Abilene Christian, East Texas State, North Texas, Sam Houston State.

1944-45
No games played due to World War II.

1946-50
GEORGE WEST
HEAD COACH
George West is named head coach and guides the Bobcats to winning records in four of the next five seasons.

1946 — (6-2-2)
Randolph, 2nd Armored Division, Texas A&M-Kingsville, Howard Payne, Abilene Christian, Stephen F. Austin, East Texas State, Sam Houston State, Houston, North Texas*.

Houston joined the Lone Star Conference from 1945-49. Sul Ross joined the LSC from 1950-76. Lamar was in the league from 1951-62. Texas A&M-Kingsville became a member in 1954, and Howard Payne joined in 1956.

1947 — (5-4)
Abilene Christian, Trinity, Texas A&M-Kingsville, Howard Payne, Stephen F. Austin, East Texas State, North Texas, Sam Houston State, Houston.

1948 — (8-1, LSC champions)
Daniel Baker, at Trinity, at Texas A&M-Kingsville, at Howard Payne, Stephen F. Austin, North Texas, at East Texas State, at Sam Houston State, Houston.

1949 — (3-6-1)
at Southwestern, Trinity, Texas A&M-Kingsville, Howard Payne, at Midwestern, at Stephen F. Austin, at North Texas, East Texas State, Sam Houston State, at East Texas Baptist.

1950 — (6-3)
Southwestern, Corpus Christi, at Texas A&M-Kingsville, Sul Ross, Stephen F. Austin, at Howard Payne.

East Texas Baptist, at Sam Houston State, at East Texas State.

1951-53
MILTON JOWERS
Head Coach
Milton Jowers was perhaps the most influential coach in Texas State history, guiding the Bobcat football and basketball teams during a career which spanned three decades. In addition to guiding the Bobcat basketball team to a NAIA national championship in 1960, Jowers served two three-year stints as Texas State's football coach.

1951 — (6-3-1)
San Marcos AFB, Texas Lutheran, Texas A&M-Kingsville, Trinity, at Sul Ross, at Stephen F. Austin, at Howard Payne, at Lamar, Sam Houston State, East Texas State.

1952 — (7-2)
Abilene Christian, Trinity, Texas A&M-Kingsville, Sul Ross, Stephen F. Austin, at Howard Payne, Lamar, at Sam Houston State, at East Texas State.

1953 — (5-4)
at Abilene Christian, at Trinity, Texas A&M-Kingsville, at Sul Ross, at Stephen F. Austin, Howard Payne, at Lamar, Sam Houston State, East Texas State.

1954-59
R.W. PARKER
Head Coach
R.W. Parker took over as head coach in 1954 and guided the Bobcats to a Lone Star Championship in his first two seasons. Parker had a record of 31-24-3 in six seasons at Texas State.

1954 — (6-3-1, LSC co-champions)
Brooke Army Center, Trinity, Texas Lutheran, at Howard Payne, at Texas A&M-Kingsville, Sul Ross, Stephen F. Austin, Lamar.

at Sam Houston State, at East Texas State.

1955 — (6-1-2, LSC co-champions)
at Texas Lutheran, Howard Payne, Texas A&M-Kingsville, at Sul Ross, at Stephen F. Austin, Abilene Christian, at Lamar, Sam Houston State, East Texas State.

1956 — (6-3)
Texas Lutheran, at Howard Payne, at Texas A&M-Kingsville, Sul Ross, Stephen F. Austin, at Abilene Christian, Lamar, at Sam Houston State, at East Texas State.

1957 — (4-6)
at McNeese State, at Texas Lutheran, Howard Payne, Texas A&I, at Sul Ross, at Stephen F. Austin, Abilene Christian, at Lamar, Sam Houston State, East Texas State.

1958 — (5-5)
McNeese State, Texas Lutheran, at Howard Payne, at Texas A&M-Kingsville, Sul Ross, Stephen F. Austin, Abilene Christian, Lamar, at Sam Houston State, at East Texas State.

1959 — (4-6)
at Texas Lutheran, Corpus Christi, at Sul Ross, McMurry, at Stephen F. Austin*, Lamar, Sam Houston State, at East Texas State, Howard Payne, at Texas A&I.

1960
JACK HENRY
Head Coach
Jack Henry had a 2-8 record in one season as Texas State's head coach.



Year By Year Results

1960 — (2-8)

Texas Lutheran	L	7-39
at Corpus Christi	W	15-6
*Sul Ross	L	7-20
at McMurry	L	18-23
*Stephen F. Austin	W	17-0
*at Lamar	L	0-7
*at Sam Houston State	L	0-7
*East Texas State	L	0-18
*at Howard Payne	L	0-12
Texas A&M-Kingsville	L	0-35

1961-63
MILTON JOWERS
Head Coach

Milton Jowers returned as head coach in 1961 and led the Bobcats to a 10-0 season in his final season as head coach. He had a 48-18-2 record as football coach at Texas State.

1961 — (4-5-1)

at Texas Lutheran	L	6-7
Tarleton State	W	21-20
*at Sul Ross	L	7-15
McMurry	W	28-13
*at Stephen F. Austin	W	29-21
*Lamar	T	7-7
*Sam Houston State	L	7-9
*at East Texas State	L	7-14
*Howard Payne	W	23-0
*at Texas A&M-Kingsville	L	15-19

1962 — (8-2)

Texas Lutheran	W	25-7
Tarleton State	W	29-0
*Sul Ross	W	24-14
at McMurry	L	6-14
*Stephen F. Austin	W	40-7
*at Lamar	W	20-13
*at Sam Houston State	W	21-20
*East Texas State	W	36-8
*at Howard Payne	W	61-15
*Texas A&M-Kingsville	L	7-28

1963 — (10-0, LSC champions)

at Texas Lutheran	W	21-8
Trinity	W	14-0
*at Sul Ross	W	9-7
McMurry	W	49-6
*at Stephen F. Austin	W	20-17
Lamar	W	13-7
*Sam Houston State	W	10-8
*at East Texas State	W	24-16
*Howard Payne	W	33-6
*at Texas A&M-Kingsville	W	20-6

1964-78
BILL MILLER
Head Coach

An assistant coach since 1961, Bill Miller took over the reigns of the Bobcat football program. In the next 15 years, Millers had 11 winning seasons and his 94 career victories are the most ever by a Texas State football coach.

1964 — (8-2)

Texas Lutheran	W	14-3
at Trinity	W	20-7
*at Sul Ross	L	14-16
at McMurry	W	42-8
*Howard Payne	W	35-12
*at Sam Houston State	L	14-15
Lackland AFB	W	48-21
*Stephen F. Austin	W	21-15
*at East Texas State	W	52-0
*Texas A&M-Kingsville	W	21-6

1965 — (8-2)

at Texas Lutheran	W	31-0
Trinity	W	27-0
*Sul Ross	L	14-21
McMurry	W	17-6
*at Howard Payne	W	37-0
*Sam Houston State	W	17-7
*at Angelo State	W	35-7
*at Stephen F. Austin	L	13-17
*East Texas State	W	30-16
*at Texas A&M-Kingsville	W	13-0

1966 — (7-2-1)

Texas Lutheran	W	34-3
at Trinity	W	16-0
*at Sul Ross	L	13-16
Angelo State	W	24-6
Howard Payne	W	18-17
*at Sam Houston State	L	16-27
at McMurry	W	17-0
*Stephen F. Austin	W	20-7
*at East Texas State	T	14-14
*Texas A&M-Kingsville	W	9-3

1967 — (9-1)

at Texas Lutheran	W	30-7
Trinity	W	23-0
Sul Ross	W	47-13
at Angelo State	W	47-20
*at Howard Payne	W	24-6
*Sam Houston State	W	61-0
McMurry	W	59-0
*at Stephen F. Austin	W	14-13
*East Texas State	W	48-26
*at Texas A&M-Kingsville	L	21-23

1968 — (5-5)

Texas Lutheran	W	40-0
at Trinity	L	12-13
*at Sul Ross	L	21-36
*Angelo State	W	43-7
*Howard Payne	W	27-7
*at Sam Houston State	W	31-15
*at McMurry	L	17-21

*Stephen F. Austin	W	43-6
*at East Texas State	L	14-51
*Texas A&M-Kingsville	L	0-39

1969 — (3-6-1)

at Texas Lutheran	T	24-24
Trinity	L	9-10
*Sul Ross	W	30-7
*at Angelo State	L	29-35
*at Howard Payne	L	22-28
*Sam Houston State	W	24-21
*McMurry	W	38-20
*at Stephen F. Austin	L	24-42
*East Texas State	L	6-26
*at Texas A&M-Kingsville	L	13-28

1970 — (6-5)

S 12 Texas Lutheran	W	14-3
S 19 *Angelo State	W	20-13
S 26 at Trinity	W	13-6
O 3 *at McMurry	W	40-13
O 10 *at Tarleton State	W	41-7
O 17 *Stephen F. Austin	L	17-21
O 24 *at Sam Houston St.	L	24-25
O 31 *East Texas State	L	19-22
N 7 *at Howard Payne	W	35-20
N 14 *Sul Ross	L	20-45
N 21 *TAMU-Kingsville	L	13-42

1971 — (8-1-1, LSC co-champions)

S 18 at Angelo State	W	30-8
S 25 at Texas Lutheran	W	34-17
O 2 *McMurry	W	42-3
O 9 *Tarleton State	W	51-7
O 16 *at Stephen F. Austin	W	49-22
O 23 *Sam Houston State	W	10-7
O 30 *East Texas State	L	13-29
N 6 *at Howard Payne	T	9-9
N 13 *Sul Ross	W	37-7
N 20 *at TAMU-Kingsville	W	29-24

1972 — (7-3)

S 9 at Trinity University	L	7-9
S 16 Texas Lutheran	W	17-12
S 23 *Angelo State	W	10-3
O 7 *at Tarleton State	W	50-14
O 14 *Stephen F. Austin	W	24-20
O 21 *at Sam Houston St.	W	26-14
O 28 *at East Texas State	L	29-32
N 4 *Howard Payne	L	17-25
N 10 *at Sul Ross	W	13-0
N 18 *TAMU-Kingsville	W	20-16

1973 — (4-6)

S 15 at Texas Lutheran	W	21-0
S 22 *at Angelo State	L	0-16
S 29 *Abilene Christian	L	7-41
O 6 *Tarleton State	W	33-7
O 13 *at Stephen F. Austin	L	13-17
O 20 *Sam Houston State	W	28-7
O 27 *East Texas State	L	14-28
N 3 *at Howard Payne	L	7-33
N 10 *Sul Ross	W	28-0
N 17 *at TAMU-Kingsville	L	10-49

1974 — (6-4)

S 15 Texas Lutheran	L	7-30
S 28 *Angelo State	W	17-14
O 5 *at Abilene Christian	L	9-42
O 12 *at Tarleton State	W	35-0
O 19 *Stephen F. Austin	L	7-12
O 26 *at Sam Houston St.	W	20-6
N 2 *at East Texas	W	20-14
N 9 *Howard Payne	W	17-7
N 14 *at Sul Ross	W	24-14
N 23 *TAMU-Kingsville	L	0-14

1975 — (7-3)

S 13 Texas Lutheran	L	20-21
S 27 *at Angelo State	L	15-44
O 4 *Abilene Christian	W	21-16
O 11 *Tarleton State	W	42-6
O 18 *at Stephen F. Austin	W	19-3
O 25 *Sam Houston State	W	3-0
N 1 *East Texas State	W	28-17
-N 8 *at Howard Payne	W	38-20
N 15 *Sul Ross	W	15-14
N 21 *at TAMU-Kingsville	L	8-28

1976 — (5-5)

S 11 Texas Lutheran	L	9-13
S 18 at Cameron State	W	33-14
S 25 *Angelo State	L	12-14
O 2 *at Abilene Christian	W	22-16
O 9 Prairie View A&M	L	25-45
O 16 *Stephen F. Austin	W	34-0
O 23 *at Sam Houston St.	W	40-10
O 30 *at East Texas State	L	8-23
N 6 *Howard Payne	W	27-25
N 20 *TAMU-Kingsville	L	6-44

1977 — (5-4)

S 10 at Texas Lutheran	L	13-21
O 1 at Howard Payne	W	21-13
O 8 Prairie View A&M	L	7-17
O 15 Sam Houston State	W	16-5
O 22 at Stephen F. Austin	W	14-9
O 29 East Texas State	W	34-20
N 5 at Angelo State	W	23-20
N 12 at Abilene Christian	L	30-36
N 19 TAMU-Kingsville	L	10-21

1978 — (6-4)

S 2 at Southeastern La.	W	7-0
S 9 Texas Lutheran	W	14-0
S 30 *Howard Payne	W	55-0
O 7 #vs. Prairie View	W	58-6
O 14 *at Sam Houston St.	L	16-21
O 21 *Stephen F. Austin	W	9-0
O 28 *at East Texas State	W	25-10
N 4 *Angelo State	L	6-29
N 11 *Abilene Christian	L	7-10
N 18 *at TAMU-Kingsville	L	21-48

game played in San Antonio.



Year By Year Results

1979-82

JIM WACKER
Head Coach

Jim Wacker succeeded Bill Miller as head coach and closed out the 1970s with a 7-4 record. He also led Texas State to back-to-back national championships in his final two seasons before being named head coach at TCU.

1979 — (7-4)

Table with 3 columns: Game, Opponent, Score. Games include #vs. Prairie View, at Texas Lutheran, at Southeastern La., *at Howard Payne, Cameron State, *Sam Houston State, *at Stephen F. Austin, *East Texas State, *at Angelo State, *at Abilene Christian, *TAMU-Kingsville.

1980 — (8-3, LSC CHAMPIONS)

Table with 3 columns: Game, Opponent, Score. Games include #vs. Prairie View, Texas Lutheran, at West Texas State, at Nicholls, *Howard Payne, *at Sam Houston St., *Stephen F. Austin, *at East Texas State, *Angelo State, *Abilene Christian, *at TAMU-Kingsville.

1981 — (13-1, NATIONAL CHAMPIONS
LSC CHAMPIONS)

Table with 3 columns: Game, Opponent, Score. Games include Prairie View A&M, at Texas Lutheran, Southeastern La., at Lamar, *at Howard Payne, *Sam Houston State, *at Stephen F. Austin, *East Texas State, *at Angelo State, *at Abilene Christian, *TAMU-Kingsville, #Jacksonville State, #Northern Michigan, *vs. N.D. State.

1982 — (14-0, NATIONAL CHAMPIONS,
LSC CHAMPIONS)

Table with 3 columns: Game, Opponent, Score. Games include Lamar, Prairie View A&M, Nicholls, at Southeastern La., Howard Payne, at Sam Houston St., Stephen F. Austin.

Table with 3 columns: Game, Opponent, Score. Games include at East Texas State, Angelo State, Abilene Christian, TAMU-Kingsville, #Fl. Valley State, #Jacksonville State, ^vs. California-Davis.

NCAA Division II Playoffs
^ D-II Championship played in McAllen

1983-89

JOHN O'HARA
Head Coach

John O'Hara coached the Bobcats as Texas State prepared for its move to NCAA Division I. In its last season as a Division II school, Texas State went 9-2. O'Hara joined Hayden Fry's staff at Iowa in 1989 before he passed away unexpectedly in 1992.

1983 — (9-2, LSC CHAMPIONS)

Table with 3 columns: Game, Opponent, Score. Games include Prairie View A&M, at TAMU-Kingsville, *at Howard Payne, Northwestern St., *Sam Houston State, *at Stephen F. Austin, *East Texas State, *at Angelo State, *at Abilene Christian, *TAMU-Kingsville, #Central St. (Ohio).

Texas State left the Lone Star Conference in 1984, and moved from NCAA Division II to NCAA Division I-AA. The Bobcats joined the Gulf Star Conference and posted a 7-4 record in its first year.

1984 — (7-4, 2-3 GSC)

Table with 3 columns: Game, Opponent, Score. Games include at Wichita State, TAMU-Kingsville, at Texas-Arlington, Central Florida, *at Northwestern St., at Lamar, *at Southeastern La., at North Texas, *Stephen F. Austin, *Nicholls, *at Sam Houston St.

1985 — (3-8, 2-3 GSC)

Table with 3 columns: Game, Opponent, Score. Games include at TAMU-Kingsville, at East Carolina, Lamar, Texas-Arlington, at Central Florida, at McNeese State, *at Nicholls, *Northwestern State, *Southeastern La., *at Stephen F. Austin, *Sam Houston State.

1986 — (4-7, 2-2 GSC)

Table with 3 columns: Game, Opponent, Score. Games include North Texas, Abilene Christian, at Louisiana-Monroe, at Rice, McNeese State, at Northern Arizona, at Lamar, *Nicholls, *at Northwestern St., *Stephen F. Austin, *at Sam Houston St.

Texas State joined the Southland Conference prior to the 1987 season.

1987 — (4-7, 2-4 SLC)

Table with 3 columns: Game, Opponent, Score. Games include TAMU-Kingsville, *at North Texas, *Louisiana-Monroe, at Rice, at Baylor, *Northwestern State, at Nicholls, Lamar, *at McNeese State, *at Stephen F. Austin, *Sam Houston State.

1988 — (4-7, 1-5 SLC)

Table with 3 columns: Game, Opponent, Score. Games include at TAMU-Kingsville, at Lamar, *at Louisiana-Monroe, *Stephen F. Austin, *Northwestern St., at Baylor, Texas Southern, *McNeese State, Nicholls, *North Texas, *at Sam Houston State.

1989 — (5-6, 3-3 SLC)

Table with 3 columns: Game, Opponent, Score. Games include TAMU-Kingsville, Prairie View A&M, *Louisiana-Monroe, *Northwestern St., *Stephen F. Austin, at Texas Southern, Nicholls, *McNeese State, Lamar, *North Texas, *Sam Houston State.

1990-91
DENNIS FRANCHIONE
HEAD COACH

Dennis Franchione was named head coach in 1990 and led the Bobcats to back-to-back winning seasons with 13-9 record in his two seasons before leaving for New Mexico.

1990 — (6-5, 3-3 SLC)

Table with 3 columns: Game, Opponent, Score. Games include TAMU-Kingsville, Idaho, at Liberty, *at Louisiana-Monroe, *Nicholls, *Stephen F. Austin, Texas Southern, *at Northwestern St., *McNeese State, *North Texas, *at Sam Houston St.

1991 — (7-4, 4-3 SLC)

Table with 3 columns: Game, Opponent, Score. Games include TAMU-Kingsville, at Idaho, *at Nicholls, *Louisiana-Monroe, *at Stephen F. Austin, Texas Southern, *at McNeese State, *Northwestern St., Prairie View A&M, *at North Texas, *Sam Houston St.

1992-96
JIM BOB HELDUSER
Head Coach

Jim Bob Helduser was named head coach in 1992 and spent four seasons on the Texas State sidelines. Helduser went on to serve as offensive line coach at TCU, Alabama and Texas A&M from 1998-07. He passed away in 2010 after a long battle with cancer.

1992 — (5-5-1, 2-4-1 SLC)

Table with 3 columns: Game, Opponent, Score. Games include at TAMU-Kingsville, #Texas Southern, Youngstown State, *at UL-Monroe, *Nicholls, *Stephen F. Austin, *McNeese State, *at Northwestern St., at Prairie View A&M, *North Texas, *at Sam Houston St.

1993 — (2-9, 1-6 SLC)

Table with 3 columns: Game, Opponent, Score. Games include TAMU-Kingsville, Idaho, Liberty, at Northern Iowa, *at North Texas, *Louisiana-Monroe, *at Nicholls, *at Northwestern St., *McNeese State, *at Stephen F. Austin, *Sam Houston St.

1994 — (4-7, 1-5 SLC)

S 1	TAMU-Kingsville	L	14-45
S 8	Northern Iowa	W	20-19
S 17	at Pacific	L	7-27
S 24	Cal State Northridge	W	28-23
O 1	Sonoma State	W	57-7
O 8	*North Texas	L	14-27
O 22	*Nicholls	W	27-26
O 29	*Northwestern State	L	17-41
N 5	*at McNeese State	L	10-34
N 12	*Stephen F. Austin	L	19-24
N 19	*at Sam Houston St.	L	10-34

* SLC game

1995 — (4-7, 2-3 SLC)

S 7	Eastern Washington	L	16-34
S 14	TAMU-Kingsville	L	12-40
S 23	at Montana State	L	24-45
S 30	Southern Utah	W	65-15
O 7	Cal State Northridge	W	43-14
O 14	at Cal St. Sacramento	L	3-12
O 21	*at Nicholls	W	35-25
O 28	*at Northwestern St.	W	28-14
N 4	*McNeese State	L	7-28
N 11	*at Stephen F. Austin	L	21-50
N 18	*Sam Houston St.	L	20-26

* SLC game

1996 — (5-6, 2-4 SFL)

A 31	Grand Valley State	W	19-14
S 14	Hofstra	W	28-13
S 21	at E. Washington	L	7-38
S 28	Idaho	W	27-21
O 12	at Southern Utah	L	27-41
O 19	*at Troy State	L	13-24
O 26	*Nicholls	L	36-49
N 2	*Northwestern State	L	0-49
N 9	*at McNeese State	W	16-13
N 16	*Stephen F. Austin	W	31-19
N 23	*at Sam Houston St.	L	17-29

* SLC game

1997-02
BOB DEBESSE
 Head Coach
 Bob DeBesse was named head coach in 1997 and spent six seasons at Texas State.

1997 — (5-6, 2-5 SFL)

S 4	Sacramento State	W	24-14
S 13	at Hofstra	L	24-28
S 20	Montana State	W	28-26
O 4	*Troy State	W	31-17
O 11	*at Nicholls	L	28-29
O 18	*at Northwestern St.	L	3-31
O 25	Southern Utah	W	21-7
N 1	*at Stephen F. Austin	L	28-31
N 8	*McNeese State	L	21-31
N 15	*at Jacksonville St.	W	35-27
N 22	*Sam Houston St.	L	30-35

* SLC game

1998 — (4-7, 2-5 SFL)

S 3	Delta State	W	17-10
S 12	at Northern Arizona	L	16-38
S 19	Hofstra	L	3-17
S 26	*Northwestern State	L	10-34
O 3	at Southern Illinois	W	30-25
O 22	*at Troy State	L	17-20
O 29	*Stephen F. Austin	W	14-7
N 7	*at McNeese State	L	0-27
N 14	*Jacksonville State	L	27-33
N 21	*at Sam Houston St.	L	24-31
N 28	*Nicholls	W	28-27

* SLC game

1999 — (3-8, 2-5 SFL)

S 2	Midwestern State	W	45-3
S 11	at South Florida	L	10-17
S 18	*at Stephen F. Austin	L	17-28
S 25	Northern Arizona	L	26-29
O 9	*at Nicholls	W	16-0
O 16	*Troy State	L	17-24
O 23	*at Jacksonville St.	L	10-17
O 30	*at Northwestern St.	L	21-36
N 6	*McNeese State	L	7-10
N 13	Southern Utah	L	28-32
N 20	*Sam Houston State	W	20-14

* SLC game

2000 — (7-4, 5-2 SFL)

A 31	Midwestern State	W	34-13
S 9	Cal State-Northridge	L	13-19
S 16	at Oklahoma State	L	0-23
S 30	at UL-Monroe	W	27-7
O 7	*Nicholls	W	25-0
O 14	*at Troy State	L	7-31
O 21	*Jacksonville State	W	28-24
O 28	*Northwestern St.	W	21-10
N 4	*at McNeese State	L	3-18
N 11	*Stephen F. Austin	W	38-21
N 18	*at Sam Houston St.	W	24-17

* SLC game

2001 — (4-7, 0-6 SFL)

A. 30	Arkansas-Monticello	W	52-7
S 8	at Missouri	L	6-40
S 15	at Cal St. Northridge	cancelled	
S 22	Angelo State	W	10-0
S 29	at Illinois State	W	20-13
O 6	Portland State	W	23-20
O 13	*McNeese State	L	3-21
O 20	*at Jacksonville St.	L	17-38

O 27	*at Nicholls	L	14-33
N 3	*Northwestern State	L	17-20
N 10	*at Stephen F. Austin	L	13-35
N 17	*Sam Houston State	L	13-31

* SLC game

2002 — (4-7, 1-5 SFL)

A 31	at Minnesota	L	0-42
S 7	TAMU-Kingsville	W	28-21
S 21	Texas Southern	W	17-10
S 28	Southern Utah	W	49-19
O 5	at Portland State	L	0-16
O 12	*at Northwestern St.	L	27-40
O 19	*Nicholls	L	21-24
N 2	*Jacksonville State	W	27-20
N 9	*McNeese State	L	7-47
N 16	*Stephen F. Austin	L	21-30
N 23	*at Sam Houston St.	L	14-20

* SLC game

2003
MANNY MATSAKIS
 Head Coach
 Manny Matsakis had a 5-7 record in one season at Texas State.

2003 — (5-7, 2-4 SLC)

A 30	at New Mexico	L	8-72
S 6	Angelo State	W	42-7
S 13	at Tulsa	L	15-41
S 20	Cal-Davis	W	34-32
S 27	Southeastern La.	W	38-17
O 4	at Florida Atlantic	L	14-27
O 11	at Southern Utah	L	28-31
O 18	*Northwestern State	L	19-49
O 25	*at Stephen F. Austin	L	27-44
O 30	*McNeese State	L	28-38
N 6	*at Nicholls	W	13-31
N 20	*Sam Houston State	W	49-28

* SLC game; won game by forfeit after Nicholls used an ineligible player

2004-06
DAVID BALIFF
 Head Coach
 David Bailiff had a 21-15 record in his three seasons at Texas State and led the Bobcats to a Southland Conference co-championship and NCAA Division I-AA playoff berth.

2004 — (5-6, 3-2 SLC)

S 2	Angelo State	W	45-10
S 11	at Baylor	L	17-24
S 18	Southeastern La.	W	31-28
O 2	at Appalachian St.	L	34-41
O 9	Florida Atlantic	L	13-20
O 16	at Cal Poly	L	21-38
O 23	*Stephen F. Austin	W	17-14
O 30	*at McNeese State	W	54-27
N 6	*at Northwestern St.	L	7-44
N 13	*Nicholls	W	35-12
N 20	*at Sam Houston St.	L	9-27

* SLC game

2005 — (11-3, 5-1 SLC CO-CHAMPIONS)

S 3	Delta State	W	32-25
S 10	Southern Utah	W	34-0
S 22	at Texas A&M	L	31-44
O 1	South Dakota State	W	42-12
O 8	*at Southeastern La.	W	30-15
O 15	Okla. Panhandle St.	W	75-7
O 22	*Northwestern St.	W	31-16
O 29	*at Nicholls	L	29-32
N 5	*McNeese State	W	49-7
N 12	*at Stephen F. Austin	W	38-21
N 19	*Sam Houston State	W	26-23
N 26	#Georgia Southern	W	50-35
D 3	#Cal Poly	W	14-7
D 9	#Northern Iowa	L	37-40

* SLC game;
 # NCAA I-AA Playoff game

2006 — (5-6, 3-3 SLC)

S 2	Tarleton State	W	27-23
S 9	at Kentucky	L	41-7
S 16	Northern Colorado	L	14-13
S 23	at Southern Utah	L	30-21
O 7	*Stephen F. Austin	L	24-13
O 14	*at McNeese State	W	27-17
O 21	*Southeastern La.	W	38-17
O 28	*at Northwestern St.	L	19-10
N 2	*Nicholls	L	21-19
N 9	Texas Southern	W	41-21
N 16	*at Sam Houston St.	W	28-21

* SLC game

ALL-TIME COACHING RECORDS			
Name	Years	Record	Pct.
Q.W. Strahan	1919-34	70-53-9	.564
Joe Cheaney	1935-41	23-42-5	.364
George Vest	1946-50	28-16-3	.628
Milton Jowers	1951-53	18-9-1	.661
R.W. Parker	1954-59	31-24-3	.560
Milton Jowers	1961-64	30-9-1	.762
Jack Henry	1960	2-8-0	.200
Bill Miller	1964-78	94-53-3	.637
Jim Wacker	1979-82	42-8-0	.840
Name	Years	Record	Pct.
John O'Hara	1983-89	36-41	.468
Dennis Franchione	1990-91	13-9	.619
	2011-Present	6-6	.500
Jim Bob Helduser	1992-96	20-34-1	.364
Bob DeBesse	1997-02	27-39-0	.409
Manny Matsakis	2003	4-8	.333
David Bailiff	2004-06	21-15	.583
Brad Wright	2007-10	23-23	.500



Year By Year Results

2007-10

BRAD WRIGHT
Head Coach

A former Bobcat player, Brad Wright posted a 23-23 record in four seasons and led the Bobcats to a Southland Conference championship and NCAA FCS Playoff berth in 2008. He also had back-to-back winning seasons in 2008 and 2009.

2007 — (4-7, 3-4 SLC)

S1	Cal Poly	W	38-35
S 8	Abilene Christian	L	27-45
S 15	at Baylor	L	27-34
S 22	at South Dakota State	L	3-38
O 6	*McNeese State	L	20-41
O 11	*at Central Arkansas	L	21-63
O 20	*Stephen F. Austin	W	52-29
O 27	*at Northwestern St.	W	20-17
N 3	*Southeastern La.	W	45-31
N 10	*at Nicholls	L	28-52
N 15	*Sam Houston State	L	28-29

* SLC game

2008 — (8-5, 5-2 SLC CHAMPIONS)

A 28	Angelo State	W	21-14
S 6	at SMU	L	36-45
S 20	at Northern Colorado	W	38-35
S 27	Southern Utah	L	20-34
O 4	Texas Southern	W	63-39
O 11	*at McNeese State	W	45-42
O 18	*Central Arkansas	L	24-31
O 25	*at Stephen F. Austin	W	62-21
N 1	*NW State (ot)	L	31-34
N 8	*at Southeastern La.	W	38-24
N 15	*Nicholls	W	34-10
N 22	*at Sam Houston St. (ot)	W	45-42
N 29	# at Montana	L	13-31

* SLC game;

#-NCAA Division I FCS Playoff game

2009 — (7-4, 5-2 SLC)

S 5	Angelo State	W	48-28
S 19	at #15 TCU	L	21-56
S 26	Texas Southern	W	52-18
O 3	at Southern Utah	L	16-38
O 10	*Southeastern La. (ot)	L	50-51
O 17	*at Nicholls	W	34-28
O 24	*at Northwestern State	W	20-17
O 31	*#11 Stephen F. Austin	W	28-7
N 7	*at #19 Central Arkansas	W	27-24
N 14	*#10 McNeese State	L	27-30
N 21	*Sam Houston State	W	28-20

* SLC game

2010 — (4-7, 1-6 SLC)

S 4	at Houston	L	28-68
S 11	Southern Arkansas	W	31-17
S 18	#17 Cal Poly	W	21-12
S 25	Southern Utah	W	42-28
O 9	at Southeastern La.	L	24-49
O 16	Nicholls (4 ot)	L	45-47
O 23	Northwestern State	L	3-16
O 30	at #3 Stephen F. Austin	W	27-24
N 6	Central Arkansas	L	17-49
N 13	at McNeese State	L	6-36
N 20	at Sam Houston State	L	29-31

* SLC game

Following the 2010 season, Texas State began its two-year transition into the NCAA Division I FBS as a football independent in 2011. The Bobcats will play one season in the Western Athletic Conference in 2012 before joining the Sun Belt Conference in 2013.

2011-PRESENT
DENNIS FRANCHIONE
Head Coach

After turning programs around at New Mexico, TCU, Alabama and Texas A&M, Dennis Franchione returned to Texas State to prepare the Bobcats for a two-year transition into the NCAA Division I FBS. Texas State joined the Western Athletic Conference in July 2012.

2011 — (6-6, Independent)

S 3	at Texas Tech	L	10-50
S 10	at Wyoming	L	10-45
S 17	Tarleton State	W	38-28
S 24	at #22 Stephen F. Austin	W	35-26
O 1	Nicholls	W	38-12
O 8	at McNeese State	W	21-14
O 15	Lamar	W	46-21
O 22	at Southeastern La.	L	28-38
O 29	Northwestern State	L	10-23
N 5	Prairie View A&M	W	34-26
N 12	Central Arkansas	L	22-23
N 19	at Sam Houston State	L	14-36

TEXAS STATE IN OVERTIME GAMES

Date	Opponent	Number of Overtimes	Result	Score
10-26-96	Nicholls	5	L	36-49
10-16-10	Nicholls	4	L	45-47
09-18-04	Southeastern Louisiana	2	W	31-28
09-09-00	Cal State-Northridge	1	L	13-19
10-29-05	at Nicholls	1	L	29-32
11-19-05	Sam Houston State	1	W	26-23
12-09-05	Northern Iowa	1	L	37-40
11-01-08	Northwestern State	1	L	31-34
11-22-08	Sam Houston State	1	W	45-42
10-10-09	Southeastern Louisiana	1	L	50-51

2012 TEXAS STATE FOOTBALL 

Year By Year Records

Year	Overall Record	Conference Finish
1904	5-1	
1905	no scores reported	
1906	no scores reported	
1907	no scores reported	
1908	no scores reported	
1909	0-1	
1910	0-1	
1911	no scores reported	
1912	no scores reported	
1913	0-1	
1914	no scores reported	
1915	0-1	
1916	0-2	
1917	no scores reported	
1918	0-1	
1919	4-4	
1920	4-2-1	
1921	7-0	TIAA Champions
1922	3-3	
1923	4-4	
1924	4-4	
1925	2-6	
1926	7-2	second place, TIAA
1927	4-4-1	second place, TIAA
1928	2-7	
1929	6-1-2	TIAA Champions
1930	5-1-3	
1931	4-4	
1932	5-3	second place, Lone Star Conference
1933	7-1-1	second place, Lone Star Conference
1934	2-7-1	fifth place, Lone Star Conference
1935	2-7	fourth place, Lone Star Conference
1936	2-5-1	fourth place, Lone Star Conference
1937	6-4	third place, Lone Star Conference
1938	0-8	fifth place, Lone Star Conference
1939	3-5-2	fifth place, Lone Star Conference
1940	3-5-1	fifth place, Lone Star Conference
1941	4-4	second place, Lone Star Conference
1942	3-4-1	t-second place, Lone Star Conference
1943	Did not Play due to WW II	
1944	Did not Play due to WW II	
1945	Did not Play due to WW II	
1946	6-2-2	fourth place, Lone Star Conference
1947	5-4	third place, Lone Star Conference
1948	8-1	Lone Star Conference Champions
1949	3-6-1	third place, Lone Star Conference
1950	6-3	t-second place, Lone Star Conference
1951	6-3-1	t-second place, Lone Star Conference
1952	7-2	t-second place, Lone Star Conference
1953	5-4	third place, Lone Star Conference
1954	6-3-1	Lone Star Conference Co-Champions
1955	6-1-2	Lone Star Conference Co-Champions
1956	6-3	third place, Lone Star Conference
1957	4-6	fourth place, Lone Star Conference
1958	5-5	fifth place, Lone Star Conference

Year	Overall Record	Conference Finish
1959	4-6	seventh place, Lone Star Conference
1960	2-8	t-seventh place, Lone Star Conference
1961	4-5-1	sixth place, Lone Star Conference
1962	8-2	second place, Lone Star Conference
1963	10-0	Lone Star Conference Champions
1964	8-2	third place, Lone Star Conference
1965	8-2	second place, Lone Star Conference
1966	7-2-1	second place, Lone Star Conference
1967	9-1	second place, Lone Star Conference
1968	5-5	fifth place, Lone Star Conference
1969	3-6	t-fourth place, Lone Star Conference
1970	6-5	t-fifth place, Lone Star Conference
1971	8-1-1	Lone Star Conference Champions
1972	7-3	t-second place, Lone Star Conference
1973	4-6	t-sixth place, Lone Star Conference
1974	6-4	t-third place, Lone Star Conference
1975	7-3	third place, Lone Star Conference
1976	5-5	t-third place, Lone Star Conference
1977	5-4	t-third place, Lone Star Conference
1978	6-4	t-fifth place, Lone Star Conference
1979	7-4	t-fifth place, Lone Star Conference
1980	8-3	Lone Star Conference Champions
1981	13-1	Lone Star Conference Champions
1982	14-0	Lone Star Conference Champions
1983	9-2	Lone Star Conference Co-Champions
1984	7-4	Gulf Star Conference
1985	3-8	Gulf Star Conference
1986	4-7	Gulf Star Conference
1987	4-7	fifth place, Southland Conference
1988	4-7	sixth place, Southland Conference
1989	5-6	third place, Southland Conference
1990	6-5	third place, Southland Conference
1991	7-4	T-fourth place, Southland Conference
1992	5-5-1	sixth place, Southland Conference
1993	2-9	eighth place, Southland Conference
1994	4-7	seventh place, Southland Conference
1995	4-7	T-third place, Southland Conference
1996	5-6	sixth place, Southland Conference
1997	5-6	T-sixth place, Southland Conference
1998	4-7	T-sixth place, Southland Conference
1999	3-8	sixth place, Southland Conference
2000	7-4	T-second place, Southland Conference
2001	4-7	seventh place, Southland Conference
2002	4-7	seventh place, Southland Conference
2003	5-7	T-fourth place, Southland Conference
2004	5-6	third place, Southland Conference
2005	11-3	Southland Conference Co-Champions
2006	5-6	fourth place, Southland Conference
2007	4-7	T-fourth place, Southland Conference
2008	8-5	Southland Conference Champions
2009	7-4	third place, Southland Conference
2010	4-7	seventh place, Southland Conference
2011	6-6	Independent
Overall Total	491-408-26	



Bobcat Stadium Records/Attendance Records

BOBCAT STADIUM TEAM RECORDS

Points Scored	75 vs. Panhandle State	10/15/05
First Downs	33 by Texas Southern	10/4/08

RUSHING

Rushing Plays	84 vs. Cal-Davis	Nov. 27, 1982
Net Rushing Yards	487 vs. Prairie View A&M	Nov. 9, 1991

PASSING

Passes Attempted	65 by Texas Southern	Oct. 4, 2008
Passes Completed	38 by Texas Southern	Oct. 4, 2008
Passes Intercepted	6 by Lamar	Sept. 4, 1982
	6 by Angelo State	Nov. 6, 1982
Net Passing Yards	481 by Texas Southern	Oct. 4, 2008

TOTAL OFFENSE

Total Offensive Yards	685 vs. Prairie View A&M	Nov. 9, 1991
Total Offensive Plays	106 by Texas Southern	Oct. 4, 2008

FUMBLES

Fumbles	7 vs. Jacksonville	Nov. 28, 1981
	7 by Texas A&I	Nov. 19, 1983
	7 vs. Northwestern State	Nov. 2, 1985
Fumbles Lost	7 vs. Northwestern State	Nov. 2, 1985

PENALTIES

Penalties	15 vs. Southern Utah	Sept. 10, 2005
Penalty Yards	158 vs. Prairie View A&M	Sept. 5, 1981

BOBCAT STADIUM INDIVIDUAL RECORDS

RUSHING

Attempts	41 by Claude Mathis (Texas State)	Nov. 16, 1996
Net Yards	310 by Claude Mathis (Texas State)	Nov. 16, 1996
Touchdowns	4 by Eric Cobble (Texas State)	Oct. 9, 1982

PASSING

Attempts	64 by Bobby Reid (Texas Southern)	Oct. 4, 2008
Completions	41 by Jeremy Moses (Stephen F. Austin)	Oct. 20, 2007
Interceptions	5 by Slade Sherrod (Angelo State)	Nov. 6, 1982
Net Yards	508 by Jeremy Moses (Stephen F. Austin)	Oct. 20, 2007
Touchdowns	5 by Mark Hudson (Nicholls)	Oct. 25, 1986

RECEIVING

Receptions	14 by Bo Gillard (Prairie View)	Nov. 9, 1991
Yards	205 by DaMarcus Griggs (Texas State)	Oct. 16, 2010
Touchdowns	3 by Mark Carrier (Nicholls)	Oct. 25, 1986
	3 by Dameon Williams (Texas State)	Nov. 26, 2005

BOBCAT STADIUM ATTENDANCE RECORDS

TOP 10 SEASON ATTENDANCE AVERAGES

Rk.	Year	Games	Attendance	Average
1.	2011	6	90,638	15,106
2.	2006	6	77,314	12,886
3.	2005	10	128,751	12,875
4.	2010	6	76,827	12,804
5.	1983	5	63,389	12,677
6.	2009	6	74,930	12,488
7.	2000	6	74,503	12,417
8.	1982	7	82,778	11,826
9.	1984	4	46,752	11,688
10.	2007	6	68,449	11,408
11.	2008	6	67,348	11,225

ANNUAL SINGLE SEASON ATTENDANCE AVERAGES

Year	Record	Pct.	Total Attendance	Average
1981	6-1	.833	76,710	10,958
1982	7-0	1.000	82,778	11,826
1983	5-0	1.000	63,389	12,677
1984	3-1	.750	46,752	11,688
1985	2-3	.400	41,288	8,257
1986	2-3	.400	47,700	9,540
1987	1-4	.200	44,466	8,893
1988	1-4	.200	42,228	8,457
1989	3-3	.500	44,376	7,396
1990	3-2	.600	44,346	8,869
1991	3-2	.600	42,884	8,577
1992	2-3	.400	42,641	8,528
1993	1-4	.200	33,897	6,776
1994	4-4	.500	59,247	7,406
1995	2-4	.333	35,508	5,918
1996	4-2	.667	35,830	5,972
1997	4-2	.667	60,241	10,041
1998	3-3	.500	37,991	6,332
1999	2-4	.333	47,484	7,918
2000	5-1	.833	74,503	12,417
2001	3-3	.500	64,044	10,674
2002	4-2	.667	58,651	9,775
2003	4-2	.667	63,046	10,508
2004	4-1	.800	55,819	11,164
2005	9-1	.900	128,751	12,875
2006	3-3	.500	77,314	12,886
2007	3-3	.500	68,449	11,408
2008	3-3	.500	67,348	11,225
2009	4-2	.667	74,930	12,488
2010	3-3	.500	76,827	12,804
2011	4-2	.667	90,638	15,106
Totals	107-75	.588	1,830,076	10,055

LARGEST SINGLE GAME BOBCAT STADIUM CROWDS

Rk.	Date	Opponent	Score	Attend.
1.	Nov. 21, 1981	Texas A&M-Kingsville	L, 14-21	16,600
2.	Nov. 6, 1982	Angelo State	W, 42-16	16,200
3.	Sept. 17, 2011	Tarleton State	W 38-28	15,800
4.	Dec. 9, 2005	Northern Iowa	L, 40-37	15,712
5.	Nov. 19, 2011	Sam Houston State	L 14-36	15,613
6.	Oct. 1, 2011	Nicholls	W 38-12	15,502
7.	Dec. 3, 2005	Cal Poly	W, 14- 7	15,411
8.	Sept. 2, 2006	Tarleton State	W, 27-23	15,388
9.	Nov. 19, 2005	Sam Houston	W, 26-23	15,288
10.	Oct. 15, 2011	Lamar	W 46-21	15,028
11.	Oct. 29, 1983	East Texas State	W, 44-21	14,616
12.	Oct. 29, 2011	Northwestern State	L 10-23	14,473
13.	Sept. 8, 1984	Texas A&M-Kingsville	W, 28- 0	14,421
14.	Nov. 5, 2011	Prairie View A&M	W 34-26	14,222
15.	Sept. 4, 1997	Sacramento State	W, 24-14	14,154
16.	Sept. 5, 2009	Angelo State	W, 48-28	14,116
17.	Nov. 3, 1984	Stephen F. Austin	W, 24- 7	14,057
18.	Oct. 23, 2010	Northwestern State	L, 3-16	14,008
19.	Aug. 30, 2008	Angelo State	W 21-14	13,952
20.	Oct. 31, 2009	Stephen F. Austin	W 28- 7	13,926
21.	Oct. 22, 2005	Northwestern State	W, 31-16	13,852
22.	Oct. 15, 2005	Panhandle State	W, 75- 7	13,787
23.	Sept. 25, 2010	Southern Utah	W, 42-28	13,742
24.	Sept. 11, 2010	Southern Arkansas	W, 31-17	13,727
25.	Nov. 11, 2000	Stephen F. Austin	W, 38-21	13,689
26.	Oct. 7, 2006	Stephen F. Austin	L, 13-24	13,482
27.	Nov. 11, 2006	Texas Southern	W, 41-21	13,471
28.	Aug. 31, 2000	Midwestern State	W, 34-13	13,434
29.	Oct. 23, 2004	Stephen F. Austin	W, 17-14	13,323
30.	Sept. 24, 1988	Stephen F. Austin	L, 10-27	13,223

