

A member of The Texas State University System

MARCUS CLARK

SENIOR
LINEBACKER

BRAD WRIGHT

HEAD COACH

DA'MARCUS GRIGGS

SENIOR
WIDE RECEIVER

D.J. HALL

JUNIOR
OFFENSIVE LINE




TEXAS STATE

2010 FOOTBALL

BOBCAT

WOODY McCLENDON

SENIOR
TIGHT END



STEVE ALVAREZ

SENIOR
WIDE RECEIVER



DRENARD WILLIAMS

SENIOR
DEFENSIVE BACK

TABLE OF CONTENTS

Media Information	2
Football Quick Facts	4
2010 Texas State Rosters	5
2010 Returning Experience	8
2010 Post Spring Two Deeps	9

FOOTBALL COACHING STAFF

Brad Wright, head coach	10
Mike Barela, tight ends coach, director of operations	14
Fred Bleil, defensive coordinator, safeties coach	17
Kevin Brown, wide receivers coach	15
Mike Bugar, defensive line coach	18
Terrol Dillon, linebackers coach and special teams	19
Steve Irvin, defensive backs coach	20
Slade Nagle, co-offensive coordinator, quarterbacks coach	13
Ben Norton, assistant head coach, co-offensive coordinator, offensive line coach	12
Charlie Reeve, running backs coach	16

FOOTBALL SUPPORT STAFF

David Gish, head athletic trainer	21
Linda Gutierrez, administrative assistant	22
Thad Livingston, strength and conditioning coach	21
Dick Miller, athletics equipment manager	22
Andrew Watt, video coordinator	22

2010 BOBCAT TEAM

2010 Outlook	23
2010 Returning Player Bios	26
2010 Newcomer Bios	43

2009 SEASON IN REVIEW

2009 Season Capsule	46
2009 Defensive Statistics	51
2009 Individual Statistics	48
2009 Individual Game-By-Game Starters	50
2009 Individual Game-By-Game Statistics	53
2009 Individual Game-By-Game Statistical Leaders	51
2009 Individual Superlatives	54
2009 Individual Long Plays	55
2009 Individual Honor Roll	55
2009 Southland Conference Individual Statistics	58
2009 Southland Conference Team Statistics	56
2009 Team Statistics	48
2009 Team Game-By-Game Comparisons	52
2009 Team Superlatives	52

RECORDS AND HISTORY

All-Time Letterman	86
Bobcat All-Americans	82
Bobcat All-Stars	77
Bobcat and the NFL	85
Bobcat Team Award Winners	83
Longest Plays	60
Individual Records	60
individual Single Game Leaders	62
Individual Single Season Leaders	63
Individual Career Leaders	69
Individual Year-by-Year Leaders	74
Team Records	62
Team Year-by-Year Results	91
Team Year-by-Year Record	96
Texas State in Overtime Games	96

TEXAS STATE UNIVERSITY

Texas State University System Administration	97
Texas State University Profile	98
Texas State University President	101
Texas State University Athletic Director	102

GENERAL INFORMATION

Location	San Marcos, Texas
Founded	1899
Enrollment	30,816
Nickname	Bobcats
Colors	Maroon and Gold (PMS 504 and 872)
Affiliation	NCAA Division I FCS
Conference	Southland
President	Dr. Denise M. Trauth
NCAA Faculty Representative	Dr. Paul Gowens
Athletic Director	Dr. Larry Teis
Senior Woman Administrator	Tracy Shoemake
Texas State Athletics	(512) 245-2114

STADIUM INFORMATION

Stadium Name	Bobcat Stadium
Field Name	Jim Wacker Field
Surface	FieldTurf Duraspine Pro
Official Capacity	16,000
First Year	1981
First Game at Bobcat Stadium	Sept. 5, 1981 (Texas State 56, Prairie View A&M 0)
Largest Crowd	16,600 on Nov. 21, 1981 (Texas A&M-Kingsville 21, Texas State 14)
Record at Bobcat Stadium	100-70

TEXAS STATE UNIVERSITY SYSTEM

Chancellor	Brian McCall
------------	--------------

BOARD OF REGENTS

Ron Blatchley, chairman	Bryan/College Station
Charlie Amato, vice chairman	San Antonio
Kevin J. Lilly	Houston
Ron Mitchell	Horseshoe Bay
David Montagne	Beaumont
Trisha Pollard	Bellaire
Michael Truncale	Beaumont
Donna N. Williams	Arlington
Christopher Covo, student regent	San Marcos

Texas State University-San Marcos is an equal opportunity educational institution.

Texas State University-San Marcos is a member of the Texas State University System.

This information is available in an alternate format upon request from the Office of Disability Services.

Texas State Athletic Administration	103
Texas State Athletic Directory	108

2010 OPPONENTS

All-Time Series Records	113
All-Time Series Results	114
Pre-Conference Opponents	109
The Southland Conference	110
Southland Conference Opponents	111
Texas State in Homecoming Games	116
Texas State in Season Openers	116
Texas State in Southland Conference Openers	116

TEXAS STATE SPORTS INFORMATION

Rick Poulter (Football Contact)

Assistant Athletic Director

Office (512) 245-2966
 Cell (512) 738-0697
 E-mail rpoulter@txstate.edu

Denise Thompson (Secondary Football Contact)

Assistant Sports Information Director

Office (512) 245-2988
 Cell (512) 216-3440
 E-mail dt24@txstate.edu

Amber Arterberry

Assistant Sports Information Director

Office (512) 245-4692
 Cell (512) 216-3414
 E-mail aa32@txstate.edu

Steve Appelhans

Assistant Sports Information Director

Office (512) 245-4387
 Cell (262) 492-4498
 E-mail sa38@txstate.edu

TEXAS STATE SID OFFICE

Office Phone (512) 245-2966
 Office Fax (512) 245-2967
 Bobcat Stadium Press Box (512) 245-7765

MAILING ADDRESS

Darren B. Casey Athletic Administration Complex
 601 University Drive
 San Marcos, TX 78666



The official website for the Texas State Athletics Department, www.txstatebobcats.com, supplies Bobcat fans around the world with the news and features on the Texas State football team.

The football page on the site provides press releases, rosters, bios, depth charts, schedules, team statistics, game notes, quotes, photo galleries, audio and video highlights for Bobcat fans and the media.

The premium content Texas State All-Access at www.txstatebobcats.com provides even greater access to the Bobcats for Texas State fans. Every week during the season, Texas State All-Access carries video of Texas State's weekly press conference when head coach Brad Wright discusses the upcoming game and postgame press conferences.

In addition, live statistics, video and audio streaming of each home game is provided. For road games, live statistics and audio streaming is available through the All-Access page.

MEDIA INFORMATION

The Texas State Sports Information staff is available to help make your coverage of Texas State football as effortless as possible. We welcome the coverage by local, regional and national journalists, and hope to see you at Bobcat Stadium this fall.

TEXAS STATE FOOTBALL FACT BOOK

This publication serves as an informational resource for the Texas State football team. The fact book provides background information for each coach and player on the Texas State team and a historical perspective of the football program.

Additional information is available on the Texas State athletics website (www.txstatebobcats.com) or by contacting assistant athletic director/sports information director Rick Poulter via phone at (512) 245-2966 or by e-mail at rpoulter@txstate.edu.

TEXAS STATE PRESS BOX

The Texas State Press Box, located on the fourth level of the Jerry D. and Linda Gregg Fields West Side Complex at Bobcat Stadium, opens three hours prior to each game. The working press box, coaches' booths and radio/TV booths are located on the same level. Media credentials are required for admittance to the press box and for meals.

Game notes and programs are provided prior to the game. Game statistics and quotes are provided during and after the game. The working press area has complimentary wireless internet access available. On game day, Texas State telecommunications representatives are on hand to assist media members.

SIDELINES

Texas State follows guidelines set forth by the NCAA Public Relations Committee, the NCAA Football Rules Committee, the American Football Coaches Association and the National Press Photographers Association.

Photographers are not permitted to shoot between the 25-yard lines and must have credentials visible at all times. In an effort to ensure the best possible working conditions for media photographers, uniformed security personnel will be patrolling the sidelines. Anyone holding a media pass who is not actively involved in coverage of the game will be escorted from the sideline. Similar procedures will be in effect in the press box.

WEEKLY PRESS LUNCHEON

Head coach Brad Wright meets with the media each Tuesday preceding a game in the Sac N Pac Room on the second level of Bobcat Stadium's End Zone Complex. Lunch is served at 11:30 a.m. and followed by interviews.

ADDITIONAL INTERVIEWS

In addition to Tuesday's media luncheon, Texas State student-athletes and coach Wright will be available for in-person or phone interviews after practice on Tuesday, Wednesday and Thursday. Requests should be directed to Rick Poulter.

All interview requests must be coordinated through the Texas State Sports Information Office with at least one day advance notice. Student-athlete's phone numbers will not be given out. Coaches and student-athletes are not available for interviews the day before a game or on game day.

POSTGAME INTERVIEWS

The Texas State locker room is located inside the End Zone Complex at Bobcat Stadium. The visiting locker room is located outside the north end zone of the stadium. Texas State head coach and requested players are available in the team meeting room approximately 10 minutes after each game. Texas State's locker room is closed following each game and practice.

Texas State University is committed to a policy of equal access for both male and female reporters and photographers.

Visiting SID's will establish media interview and locker room admittance policies for their respective teams.

PRACTICE COVERAGE

On days of availability, head coach Brad Wright and/or student-athletes can be interviewed after practice at the practice fields or on the playing field of Bobcat Stadium. A member of the SID staff will be on hand at every practice to assist the media.

Check with the Sports Information Office for status of media attendance at Texas State football practices. When practice is open, video and still photographers may shoot from the sidelines if prior approval has been granted by the SID staff. At no time should photographers shoot from the end zone or be out on the field.

MEDIA CREDENTIALS

Working media and photographer credentials for Texas State's home games will be handled by Assistant AD for Sports Information Rick Poulter.

Requests should be made in writing by sports editors or sports directors of accredited media outlets on company letterhead. Requests should be made as early as possible and should be limited to working media only. Requests made within three days of the game may not be considered.

Send credential requests to Rick Poulter, Assistant AD/Sports Information: rpoulter@txstate.edu or fax 512-245-2967.

Credentials will be mailed to the requesting individual or organization if time permits or sent to the visiting school's sports information director for distribution. Credentials can also be picked up in the Sports Information Office located at the Darren B. Casey Athletic Administration Complex or on game day at the will call window located near Ticket Booth One of Bobcat Stadium.

Media parking at Bobcat Stadium is available on a limited basis on the southwest side of the stadium. Requests for parking passes should be made well in advance to the Sports Information Office. The Media Parking Lot is accessible from Robbie Lane, which is accessible from Aquarena Springs coming west from Interstate 35. Turn left at Thorpe Lane (the first traffic light) and proceed to the next traffic light. Make a right onto Robbie Lane and proceed to the parking lot at the end of the street. Once you arrive at the lot, show your parking pass to the attendant, and you will be directed to the media lot, which is accessible on the right.

UNAUTHORIZED USE OF MEDIA CREDENTIALS

Credentials will be issued to working media only. Media credentials are not transferable and use by anyone other than members of the working media is unauthorized. Media credentials used in an unauthorized manner will be revoked immediately. News organizations allowing unauthorized individuals to use credentials will have their credentials revoked for the remainder of the year.

WEB-BASED MEDIA

Web-based media from sites affiliated with established, nationally recognized news gathering organizations are eligible for media credentials.

Online media with an emphasis on the recruitment of potential student-athletes (that meet the above qualification) can request one (1) credential if the purpose of attending is to write a game/event recap.

Credentials will not be granted to any online agency operating sites that are in any way affiliated with gambling, or to "freelance" or "fan-based" sites that are not affiliated with an established news gathering organization.

Live, real-time updates of Texas State home games are the property of Texas State University and unauthorized transmission of such is not permitted.

THEY COVER THE BOBCATS

NEWSPAPERS

SAN MARCOS DAILY RECORD ----- (512) 392-2458
sports editor: Randy Stevens; Texas State beat writer: Tyler Mayforth

AUSTIN AMERICAN-STATESMAN----- (800) 777-0833
sports editor: John Bridges. Texas State beat writer: Bill Harrison.
columnist: Kirk Bohls

SAN ANTONIO EXPRESS-NEWS ----- (800) 555-1551
assistant sports editor: Jerry Briggs. Texas State beat writer: Pat Turner

NEW BRAUNFELS HERALD-ZEITUNG ----- (830) 625-9144
sports editor: Chris Hoffman

UNIVERSITY STAR----- (512) 245-3489
sports editor: Lisa Carter

RADIO

KTSW-FM, SAN MARCOS ----- (512) 245-3485
sports director: Luke McBroom

KGNB, NEW BRAUNFELS ----- (830) 625-7311
sports director: Brant Freeman

ESPN AUSTIN----- (512) 346-8255
Erin Hogan, Dan Neil, Chip Brown, Sean Adams, Geoff Ketchum, Chad Hastings

ESPN, SAN ANTONIO ----- (210) 656-3776
Jason Minnix, Chris Duel

TICKET 760-AM, SAN ANTONIO----- (210) 736-9700
Walter Pasacrita, Andy Everett, Mike Taylor, Jim Bob Breazeale, Calvin Casey

TELEVISION

KTBC-TV (FOX), AUSTIN ----- (512) 474-5113
sports director: Dave Cody. weekend anchor: John Hygh.
reporter: Dennis De la Peña

KVUE-TV (ABC), AUSTIN ----- (512) 459-2065
sports director: Mike Barnes. weekend anchor: Bryan Mays;
reporter: Matt Mitchell

KXAN-TV (NBC), AUSTIN ----- (512) 703-5214
sports director: Roger Wallace. reporters: Brian Sanders, Leila Rahimi,
David Scott

KEYE-TV (CBS), AUSTIN ----- (512) 490-2172
sports director: Bob Ballou. weekend anchor: Courtney Timmons

NEWS 8 AUSTIN ----- (512) 531-8860
reporters: Mike Berman, Ricky Doyle, Lesley McCaslin

KENS-TV (CBS), SAN ANTONIO ----- (210) 366-5001
sports director: Joe Reinagel.

WOAI-TV (NBC), SAN ANTONIO----- (210) 226-4444
Don Harris, David Chancellor, Humberto Cervera

KSAT-TV (ABC), SAN ANTONIO----- (210) 351-1270
Larry Ramirez, Greg Simmons

KABB-TV (FOX), SAN ANTONIO----- (210) 442-6353
sports director: Chuck Miketinac. reporters: Darren Haynes, Hector Ledesma

WEBSITES

NEWSTREAMZ.COM IN SAN MARCOS----- (512) 392-4220
sports director: Chris Doelle. reporter: Bill Peterson

SANMARCOSMERCURY.COM----- (512) 787-6779/(512) 878-8470
publisher: Brad Rollins

BOBCATFANSMAGAZINE.COM
publisher: Rick Koch

FOOTBALL QUICK FACTS

FOOTBALL COACHING STAFF

Head Coach	Brad Wright
Career Record	19-16 (beginning fourth season)
Record at Texas State	19-16 (beginning fourth season)
Record against Southland Conference Opponents	13-8

OFFENSIVE STAFF

Assistant HC/ Co-Offensive Coordinator/Offensive Line	Ben Norton
Co-Offensive Coordinator/Quarterbacks	Slade Nagle
Tight Ends/Football Operations	Mike Barela
Wide Receivers	Kevin Brown
Running Backs	Charlie Reeve

DEFENSIVE STAFF

Defensive Coordinator/Safeties	Fred Bleil
Special Teams Coordinator/Linebackers	Terrol Dillon
Defensive Line	Mike Bugar
Cornerbacks	Steve Irvin

FOOTBALL SUPPORT STAFF

Strength & Conditioning	Thad Livingston
Equipment Manager	Dick Miller
Athletics Trainer	David Gish
Administrative Assistant	Linda Gutierrez

2010 FOOTBALL TEAM INFORMATION

2009 Overall Record	7-4
2009 Southland Conference Record	5-2 (third)
2009 Final Ranking	24th (FCS Coaches Poll) 25th (The Sports Network)
Offensive Formation	multiple pro
Defensive Formation	4-3

PERSONNEL BREAKDOWN

Starters Returning/Lost	22/14
Offensive Starters Returning	11
Defensive Starters Returning	nine
Specialists Returning	two

Lettermen Returning/Lost 38/26

Offensive Lettermen Returning	17
Defensive Lettermen Returning	19
Specialist Lettermen Returning	two

2010 FOOTBALL SCHEDULE

Date	Opponent	Site	Time
Sept. 04	at Houston	Houston, Texas	7:00 p.m.
Sept. 11	Southern Arkansas	San Marcos, Texas	6:00 p.m.
Sept. 18	Cal Poly	San Marcos, Texas	6:00 p.m.
Sept. 25	#Southern Utah	San Marcos, Texas	6:00 p.m.
Oct. 09	*at Southeastern Louisiana	Hammond, La.	2:00 p.m.
Oct. 16	*Nicholls	San Marcos, Texas	6:00 p.m.
Oct. 23	*^Northwestern State	San Marcos, Texas	3:00 p.m.
Oct. 30	*at Stephen F. Austin	Nacogdoches, Texas	2:00 p.m.
Nov. 06	*Central Arkansas	San Marcos, Texas	2:00 p.m.
Nov. 13	*at McNeese State	Lake Charles, La.	7:00 p.m.
Nov. 20	*at Sam Houston State	Huntsville, Texas	2:00 p.m.

*Southland Conference opponent; #- Family Weekend;

^ - Homecoming game

TEXAS STATE FOOTBALL HISTORY

First Year of Football	1904
All-Time Record	480-396-26
All-Time Southland Conference Record	53-85-1
Southland Conference Record Since 2000	30-31
National Championships	Two NCAA Division II (1981, 1982)

Conference Championships	13
Texas Intercollegiate Athletic Association	two (1921, 1929)
Lone Star Conference Championships	nine (1948, 1954, 1955, 1963, 1971, 1980, 1981, 1982, 1983)
Southland Conference Championships	two (2005, 2008)

NCAA Division I FCS Playoffs	two (2005, 2008)
------------------------------	------------------

Undefeated Seasons	three (1921, 1963, 1982)
10+ Win Seasons	four (1963, 1981, 1982, 2005)
All-Americans	43
All-Conference First-Team	201
All-Lone Star Conference First-Team (1904-83)	132
All-Gulf Star Conference First-Team (1984-86)	12
All-Southland Conference First-Team	57
Conference Players of the Year	seven

TEXAS STATE ALL-TIME HEAD COACHES

Name	Years	Record	Pct.
O.W. Strahan	1919-34	70-53-9	.564
Joe Cheaney	1935-41	23-42-5	.364
George Vest	1946-50	28-16-3	.628
Milton Jowers	1951-53, 1961-64	48-18-2	.721
R.W. Parker	1954-59	31-24-3	.560
Jack Henry	1960	2-8	.200
Bill Miller	1964-78	94-53-3	.637
Jim Wacker	1979-82	42-8	.840
John O'Hara	1983-89	36-41	.468
Dennis Franchione	1990-91	13-9	.619
Jim Bob Helduser	1992-96	20-34-1	.364
Bob DeBesse	1997-02	27-39-0	.409
Manny Matsakis	2003	4-8	.333
David Bailiff	2004-06	21-15	.583
Brad Wright	2007-09	19-16	.543

2009 RESULTS

Date	Opponent	Site	Time
Sept. 05	Angelo State	San Marcos, Texas	W 48-28
Sept. 19	at TCU	Fort Worth, Texas	L 56-21
Sept. 26	Texas Southern	San Marcos, Texas	W 52-18
Oct. 03	at Southern Utah	Cedar City, Utah	L 38-16
Oct. 10	*Southeastern Louisiana	San Marcos, Texas	L 51-50
Oct. 17	*at Nicholls	Thibodaux, La.	W 34-28
Oct. 24	*at Northwestern State	Natchitoches, La.	W 20-17
Oct. 31	*Stephen F. Austin	San Marcos, Texas	W 28-7
Nov. 07	*at Central Arkansas	Conway, Ark.	W 27-24
Nov. 14	*McNeese State	San Marcos, Texas	L 30-27
Nov. 21	*Sam Houston State	San Marcos, Texas	W 28-20

*Southland Conference opponent

2010 TEXAS STATE FOOTBALL ROSTERS

NUMERICAL ROSTER

No.	Name	Pos.	Ht.	Wt.	Cl.	Exp.	Hometown/Last School
1	Drenard Williams	CB	5'11"	195	Sr.	1L	Beaumont, Texas/Iowa State
2	Darryl Morris	CB	5'10"	175	So.	1L	San Antonio, Texas/Warren
3	Cody Matthews	WR	6'4"	180	Fr.	RS	San Antonio, Texas/Smithson Valley
4	Corey Scott	WR	6'3"	185	Jr.	1L	Cuero, Texas/Cuero
5	Alvaro Garcia	WR/QB	6'1"	200	Jr.	2L	Laredo, Texas/Laredo
6	Bryan Iwuji	LB	6'0"	231	Jr.	2L	Lewisville, Texas/Hebron
6	Ed Amerson	WR	6'0"	190	So.	TR	Fort Worth, Texas /Austin CC
7	Michael Gilmore	WR	5'7"	160	Fr.	HS	La Marque, Texas/La Marque
8	Jarrad Stewart	DB	5'9"	189	So.	TR	Houston, Texas/Utah
9	Deche Milburn	WR	5'11"	185	Fr.	HS	League City, Texas/Clear Springs
10	Justin Iwuji	S	5'11"	200	Fr.	RS	Lewisville, Texas/Hebron
11	Tim Hawkins	QB	6'2"	200	So.	1L	Corpus Christi, Texas/Carroll
12	Tyler Arndt	QB	6'4"	205	Fr.	HS	Cuero, Texas/Cuero
13	Daren Dillard	WR	6'2"	185	Jr.	2L	Garland, Texas/Lakeview Centennial
14	Derek Lopez	CB	6'0"	167	Jr.	2L	Grand Prairie, Texas/South Grand Prairie
16	Bryan Hill	QB	5'11"	190	Jr.	SQ	Smithson Valley, Texas/Houston
17	Da'Marcus Griggs	WR	6'1"	185	Sr.	3L	Bay City, Texas/Bay City
18	Xavier Daniels	DB	6'0"	165	Fr.	RS	Giddings, Texas/Giddings
20	Terrence Franks	RB	5'10"	184	Fr.	HS	Angleton, Texas/Angleton
21	Mario Wiggins	DB	6'1"	190	So.	1L	San Antonio, Texas/Madison
22	Marcus Curry	RB	5'11"	214	Jr.	TR	Carrollton, Texas/Navy
24	Frank Reddic	RB	5'11"	195	So.	1L	Kilgore, Texas/Kilgore
25	Kenneth Hampton	S	6'1"	189	Sr.	3L	Tyler, Texas/John Tyler
26	Phillip Benning	CB	6'0"	170	Fr.	RS	The Colony, Texas/The Colony
27	Aaron Canady	CB	5'9"	170	Fr.	RS	San Marcos, Texas/San Marcos
28	Justin Garelick	PK	5'11"	150	So.	1L	Pflugerville, Texas/Pflugerville
29	Jeff McVaney	FB	6'2"	220	Jr.	2L	Houston, Texas/Strake Jesuit
30	Jason McLean	DB	5'11"	200	So.	1L	San Antonio, Texas/Madison
31	Joplo Bartu	LB	6'2"	203	So.	1L	Hockley, Texas/Waller
32	Dexter Imade	RB	5'11"	190	Fr.	RS	Rowlett, Texas/Rowlett
33	T.P. Miller	S	6'2"	190	Sr.	3L	San Marcos, Texas/San Marcos
34	Brian Lilly	LB	6'0"	225	So.	1L	Denison, Texas/Denison
35	Craig Mager	CB	5'11"	181	Fr.	HS	Luling, Texas/Luling
36	Tevron Johnson	S	6'0"	188	Fr.	RS	Grand Prairie, Texas/South Grand Prairie
37	Corey Petro	RB	5'11"	182	So.	SQ	Midland, Texas/Lee
38	Austin Kirpes	LB	6'1"	199	Fr.	HS	Rowlett, Texas/Rowlett
39	Hayden Whiteley	FB	6'1"	240	Fr.	HS	Stephenville, Texas/Stephenville
40	Josh Minde	LB	5'11"	220	Jr.	1L	Richardson, Texas/Arkansas
41	Charles Holmes	LB	6'3"	237	Jr.	2L	Austin, Texas/Bowie
42	Sam Pier	DE	6'3"	230	Sr.	3L	Huffman, Texas/Hargrove
43	Jamie Clavell-Head	DE	6'3"	260	Fr.	RS	Reno, Nev./Bishop Manogue
44	Byron Hudson	LB	6'1"	191	Fr.	HS	DeSoto, Texas/DeSoto
45	Matt Harris	LB	5'10"	195	Jr.	2L	Katy, Texas/Cinco Ranch
45	Creighton Runnels	FB	5'10"	245	Sr.	TR	Houston, Texas/Prairie View A&M
48	Ben Follis	P	5'11"	190	Jr.	2L	Arlington, Texas/Martin
51	Drew Hamilton	LB	6'0"	210	Fr.	HS	Hickory Creek, Texas/Lake Dallas
52	Marcus Clark	LB	5'10"	210	Sr.	3L	Fort Worth, Texas/Everman
53	Prestin Brown	NG	6'3"	250	Fr.	RS	Chishcogo, Minn./Grand Prairie
54	Jason Hannan	OL	6'4"	290	Sr.	1L	Waxahachie, Texas/Oklahoma
55	Michael Chambers	OL	6'3"	280	Jr.	RS	Merced, Calif./Merced CC
56	Thaddeus Watkins	OL	6'5"	270	Jr.	JC	Pleasant Hill, Calif./Diablo Valley
58	Steven Kenney	C	6'1"	290	Jr.	2L	Pearland, Texas/Pearland
61	D.J. Hall	OL	6'3"	305	Jr.	2L	Palestine, Texas/Palestine
63	Lee Conoly	OL	6'3"	255	Fr.	RS	Lubbock, Texas/Frenship
64	Taylor Haese	OL	6'1"	290	Sr.	2L	Burnet, Texas/Burnet

ALPHABETICAL ROSTER

No.	Name	Pos.
83	Cedric Alexander	WR
85	Steven Alvarez	WR
6	Ed Amerson	WR
12	Tyler Arndt	QB
88	Devin Baker	TE
31	Joplo Bartu	LB
26	Phillip Benning	CB
80	Darius Bolden	WR
53	Prestin Brown	NG
27	Aaron Canady	CB
55	Michael Chambers	OL
52	Marcus Clark	LB
43	Jamie Clavell-Head	De
93	Jeff Clermond	DL
63	Lee Conoly	OL
22	Marcus Curry	RB
18	Xavier Daniels	DB
90	Ralston Dews	NG
13	Daren Dillard	WR
69	Chimoa Emuka	OL
94	Adley Eshraghipour	DL
65	Collin Fissell	OL
48	Ben Follis	P
20	Terrence Franks	RB
5	Alvaro Garcia	WR/QB
28	Justin Garelick	PK
7	Michael Gilmore	WR
17	Da'Marcus Griggs	WR
89	Trent Guiberteau	TE
64	Taylor Haese	OL
61	D.J. Hall	OL
51	Drew Hamilton	LB
25	Kenneth Hampton	S
54	Jason Hannan	OL
45	Matt Harris	LB
11	Tim Hawkins	QB
16	Bryan Hill	QB
67	Anthony Holder	DL
41	Charles Holmes	LB
44	Byron Hudson	LB
32	Dexter Imade	RB
6	Bryan Iwuji	LB
10	Justin Iwuji	S
99	Ron Jackson	DE
36	Tevron Johnson	S
58	Steven Kenney	C
38	Austin Kirpes	LB
87	David Lewis	TE
34	Brian Lilly	LB
14	Derek Lopez	CB
35	Craig Mager	CB
78	Roger Martinez	DE
3	Cody Matthews	WR
84	Woody McClendon	TE
91	Blake McCulloch	DL

2010 TEXAS STATE FOOTBALL ROSTERS

NUMERICAL ROSTER

No.	Name	Pos.	Ht.	Wt.	Cl.	Exp.	Hometown/Last School
65	Collin Fissell	OL	6'2"	260	Fr.	HS	Katy, Texas/Seven Lakes
67	Anthony Holder	DL	6'1"	300	Jr.	TR	Austin, Texas/Kilgore JC
68	Winston Ruelas	OL	6'3"	300	Sr.	3L	Victoria, Texas/St. Joseph
69	Chioma Emuka	OL	6'1"	274	Jr.	TR	Houston, Texas/Tarleton State
71	Deshun Williams	DL	5'11"	280	Fr.	HS	Carthage, Texas/Carthage
73	Jon Vernon	OL	6'5"	300	Jr.	2L	Port Arthur, Texas/Port Arthur
75	Joey Simone	OL	6'3"	265	Fr.	HS	Richmond, Texas/Foster
78	Roger Martinez	DE	6'4"	254	Fr.	RS	Kyle, Texas/Lehman
80	Darius Bolden	WR	6'0"	180	Jr.	2L	Houston, Texas/Cypress Falls
81	Marquis Walker	WR	6'1"	170	Fr.	HS	Austin, Texas/Austin Lanier
83	Cedric Alexander	WR	6'2"	190	Jr.	1L	Round Rock, Texas /Hardin Simmons
84	Woody McClendon	TE	6'3"	250	Sr.	1L	Texarkana, Texas/Kilgore CC
85	Steven Alvarez	WR	6'0"	185	Sr.	1L	Austin, Texas/Sam Houston State
87	David Lewis	TE	6'4"	250	Fr.	HS	Kingsville, Texas/H.M. King
88	Devin Baker	TE	6'5"	230	Fr.	RS	Canyon Lake, Texas/Smithson Valley
89	Trent Guibertau	TE	6'3"	235	Fr.	HS	Katy, Texas/Taylor
90	Ralston Dews	NG	6'1"	340	So.	1L	Tyler, Texas/Lee
91	Blake McColloch	DL	6'5"	240	Fr.	RS	Midland, Texas/Midland Greenwood
93	Jeff Clermond	DL	6'2"	280	Fr.	RS	DeSoto, Texas/DeSoto
94	Adley Eshraghipour	DL	6'4"	250	Jr.	2L	Arlington, Texas/Martin
95	Jonathan Ward	DL	6'1"	220	So.	RS	Lumberton, Texas/Lumberton
97	Jordan Norfleet	DE	6'2"	205	Fr.	RS	Houston, Texas/Clear Brook
98	Leon Woolsey	DL	6'8"	275	Sr.	3L	Brackettville, Texas/Brackett
99	Ron Jackson	DE	6'3"	245	Sr.	1L	Carrollton, Texas/Arizona

ALPHABETICAL ROSTER

No.	Name	Pos.
30	Jason McLean	DB
29	Jeff McVane	FB
9	Deche Milburn	WR
33	T.P. Miller	S
40	Josh Minde	LB
2	Darryl Morris	CDB
97	Jordan Norfleet	DE
37	Corey Petro	RB
42	Sam Pier	DE
24	Frank Reddic	RB
68	Winston Ruelas	OL
45	Creighton Runnels	FB
4	Corey Scott	WR
75	Joey Simone	OL
8	Jarrad Stewart	DB
73	Jon Vernon	OL
81	Marquis Walker	WR
95	Jonathan Ward	DL
56	Thaddeus Watkins	OL
39	Hayden Whiteley	FB
21	Mario Wiggins	DB
71	Deshun Williams	DL
1	Drenard Williams	CB
98	Leon Woolsey	DL

COACHING STAFF

Head Coach: Brad Wright

Assistant HC/Co-Offensive Coordinator/Offensive Line: Ben Norton

Co-Offensive Coordinator/Quarterbacks: Slade Nagle

Defensive Coordinator/Safeties: Fred Bleil

Special Teams Coordinator/Linebackers: Terrol Dillon

Tight Ends/Football Operations: Mike Barela

Wide Receivers: Kevin Brown

Defensive Line: Mike Bugar

Running Backs: Charlie Reeve

Cornerbacks: Steve Irvin



ROSTER BY CLASS

SENIORS

Steve Alvarez
 Ryan Batchelor
 Marcus Clark
 Da'Marcus Griggs
 Taylor Haese
 Kenneth Hampton
 Jason Hannan
 Ron Jackson
 Woody McClendon
 T.P. Miller
 Sam Pier
 Winston Ruelas
 Creighton Runnels
 Drenard Williams
 Leon Woolsey

JUNIORS

Cedric Alexander
 Darius Bolden
 Michael Chambers
 Marcus Curry
 Daren Dillard

juniors cont...

Chioma Emuka
 Adley Eshraghipour
 Ben Follis
 Alvaro Garcia
 D. J. Hall
 Matt Harris
 Anthony Holder
 Charles Holmes
 Bryan Iwuji
 Steven Kenney
 Derek Lopez
 Jeff McVaney
 Josh Minde
 Corey Scott
 Jon Vernon
 Thaddeus Watkins

SOPHOMORES

Ed Amerson
 Joplo Bartu
 Ralston Dews
 Justin Garelick

sophomores cont...

Tim Hawkins
 Brian Lilly
 Jason McLean
 Darryl Morris
 Corey Petro
 Frank Reddic
 Jarrad Stewart
 Jonathan Ward
 Mario Wiggins

REDSHIRT FRESHMEN

Devin Baker
 Phillip Benning
 Prestin Brown
 Aaron Canady
 Jamie Clavell-Head
 Jeff Clermond
 Lee Conoly
 Xavier Daniels
 Dexter Imade
 Justin Iwuji
 Tevron Johnson

redshirt freshmen cont...

Rodrigo Martinez
 Cody Matthews
 Blake McColloch
 Jordan Norfleet
 Jonathan Ward

FRESHMEN

Tyler Arndt
 Collin Fissell
 Terrence Franks
 Michael Gilmore
 Trent Guiberteau
 Drew Hamilton
 Byron Hudson
 Austin Kirpes
 David Lewis
 Craig Mager
 Deche Milburn
 Joey Simone
 Marquis Walker
 Hayden Whiteley
 Deshun Williams

GEOGRAPHICAL ROSTER

CALIFORNIA

Merced Michael Chambers
 Pleasant Hill Thaddeus Watkins

MINNESOTA

Chishcogo Prestin Brown

NEVADA

Reno Jamie Clavell-Head

TEXAS

Angleton- Adley Eshraghipour
 Terrence Franks
 Arlington- Ben Follis
 Austin- Steve Alvarez
 Anthony Holder
 Charles Holmes
 Marquis Walker
 Bay City- Da'Marcus Griggs
 Beaumont- Drenard Williams
 Brackettville- Leon Woolsey
 Burnett- Taylor Haese

Canyon Lake- Devin Baker
 Carrollton- Marcus Curry
 Ron Jackson
 Carthage- Deshun Williams
 College Station- Weston Chestault
 Corpus Christi- Tim Hawkins
 Cuero- Tyler Arndt
 Corey Scott
 Dennison- Brian Lilly
 DeSoto- Jeff Clermond
 Byron Hudson
 Fort Worth- Ed Amerson
 Marcus Clark
 Garland- Daren Dillard
 Giddings- Xavier Daniels
 Grand Prairie- Tevron Johnson
 Derek Lopez
 Hickory Creek- Drew Hamiton
 Hockley- Joplo Bartu
 Houston- Darius Bolden
 Chioma Emuka
 Jeff McVaney

Jordan Norfleet
 Creighton Runnels
 Jarrad Stewart
 Huffman- Sam Pier
 Katy- Collin Fissell
 Tom Guiberteau
 Matt Harris
 Kilgore- Frank Reddic
 Kingsville- David Lewis
 Kyle- Rodrigo Martinez
 La Marque Michael Gilmore
 Laredo- Alvaro Garcia
 Leauge City- Deche Milburn
 Lewisville- Bryan Iwuji
 Justin Iwuji
 Lubbock- Lee Conoly
 Luling- Craig Mager
 Lumberland- Jonathan Ward
 Midland- Blake McColloch
 Corey Petro
 Palestine- D. J. Hall
 Pearland- Steven Kenney

Pflugerville- Justin Garelick
 Port Arthur- Jon Vernon
 Richardson- Josh Minde
 Richmond- Joey Simone
 Round Rock- Cedric Alexander
 Rowlett- Dexter Imade
 Austin Kirpes
 San Antonio- Cody Matthews
 Jason McLean
 Darryl Morris
 Mario Wiggins
 San Marcos- Aaron Canady
 T. P. Miller
 Smithson Valley- Bryan Hill
 Stephenville- Hayden Whiteley
 Texarkana- Woody McClendon
 The Colony- Phillip Benning
 Tyler- Ralston Dews
 Kenneth Hampton
 Victoria- Winston Ruelas
 Waxahachie- Jason Hannan

2010 TEXAS STATE RETURNING EXPERIENCE

TEXAS STATE LETTERMEN

Total Returning: 38
Total Lost: 26
Offensive Lettermen Returning: 17
Offensive Lettermen Lost: 18
Defensive Lettermen Returning: 19
Defensive Lettermen Lost: seven
Specialists Lettermen Returning: two
Specialists Lettermen Lost: one

OFFENSE RETURNING (17)

Pos.	Name	Year	Letters
WR	Cedric Alexander	Jr.	1
WR	Steve Alvarez	Sr.	1
WR	Darius Bolden	Jr.	2
WR	Daren Dillard	Jr.	2
WR/QB	Alvaro Garcia	Jr.	2
WR	Da'Marcus Griggs	Sr.	3
OL	Taylor Haese	Sr.	2
OL	D.J. Hall	Jr.	2
OL	Jason Hannan	Jr.	1
QB	Tim Hawkins	So.	1
OL	Steven Kenney	Jr.	2
TE	Woody McClendon	Sr.	1
DB	Jason McLean	So.	1
FB	Jeff McVaney	Jr.	2
RB	Frank Reddic	So.	1
WR	Corey Scott	Jr.	1
OL	Jon Vernon	Jr.	2

DEFENSE RETURNING (19)

Pos.	Name	Year	Letters
LB	Joplo Bartu	So.	1
LB	Marcus Clark	Sr.	3
DL	Ralston Dews	So.	1
DL	Adley Eshraghipour	Jr.	2
DB	Kenneth Hampton	Sr.	3
LB	Matt Harris	Jr.	2
LB	Charles Holmes	Jr.	2
LB	Bryan Iwujii	Jr.	2
DL	Ron Jackson	Sr.	1
LB	Brian Lilly	Jr.	1
DB	Derek Lopez	Jr.	2
DB	T.P. Miller	Sr.	3
LB	Josh Minde	Jr.	1
DB	Darryl Morris	So.	1
DL	Sam Pier	Sr.	3
OL	Winston Ruelas	Sr.	3
DB	Mario Wiggins	So.	1
DB	Drenard Williams	Sr.	1
DL	Leon Woolsey	Sr.	3

SPECIALISTS (2)

Pos.	Name	Year	Letters
P	Ben Follis	Jr.	2
K	Justin Garelick	So.	1

TEXAS STATE STARTERS RETURNING/LOST FROM 2009

Total Returning: 23
Total Lost: 19
Offensive Starters Returning: 11
Offensive Starters Lost: eight
Defensive Starters Returning: nine
Defensive Starters Lost: five
Specialists Starters Returning: two
Specialists Starters Lost: one

OFFENSIVE STARTERS RETURNING (11)

Pos.	Name	2009 Starts	Notes
WR	Da'Marcus Griggs	10	Made 10 starts while earning All-SLC Second Team honors
WR	Darius Bolden	6	Started six games as a wide receiver
WR	Daren Dillard	3	Caught 68 passes in the last two seasons
WR/QB	Alvaro Garcia	3	Started three games as an inside receiver
WR/QB	Tim Hawkins	3	Started three games as an inside receiver
WR	Cedric Alexander	1	Made one start against nationally-ranked TCU
RB	Jeff McVaney	2	Started two games as a fullback
OL	D.J. Hall	11	Has started 24 straight games while earning All-SLC honors during each of the last two years
OL	Steven Kenney	11	Started all 11 games as a sophomore center
OL	Winston Ruelas	2	Started eight games at left guard in the last two seasons
OL	Jason Hannan	3	Started three games as a left guard after transferring from Oklahoma

OFFENSIVE STARTERS LOST (eight)

Pos.	Name	2009 Starts	Notes
WR	Mishak Rivas	6	Made six starts as an inside receiver
TE	Andrew Brooks	9	Started nine games as a tight end
QB	Bradley George	11	Four-year starter who was the SLC Offensive Player of the Year
RB	Karrington Bush	3	Has started 16 games during his career
RB	Alvin Canady	8	Started eight games at running back after Bush was injured
OL	Calvin Gore	11	Three-year starter at right tackle and earned All-SLC Honorable Mention selection
OL	Alex Luna	11	Three-year starter at left tackle and was an All-SLC Honorable Mention performer
OL	Michael Schneeweis	6	Made six starts at left guard

DEFENSIVE STARTERS RETURNING (nine)

Pos.	Name	2009 Starts	Notes
DE	Ron Jackson	11	Made 11 starts after transferring from Arizona
DT	Adley Eshraghipour	11	Started 11 games as a defensive tackle
LB	Marcus Clark	11	Four-year starter who started 11 games at strongside linebacker
LB	Bryan Iwujii	11	Started 11 games at weakside linebacker
DB	Darryl Morris	8	Started eight games at cornerback as a redshirt freshman
DB	Derek Lopez	3	Started three games at cornerback
SS	T.P. Miller	11	Started all 11 games at strong safety
FS	Kenneth Hampton	8	Made eight starts as a free safety
FS	Mario Wiggins	3	Started three games at free safety

DEFENSIVE STARTERS LOST (five)

Pos.	Name	2009 Starts	Notes
DE	Travis Houston	11	Earned All-SLC Second-Team honors as a defensive end
NT	Garrett Hood	11	Made 11 starts at nose tackle
LB	Joe Bell	7	Started seven games at middle linebacker
LB	Patrick Strodman	4	Made four starts at middle linebacker
DB	Will Thompson	11	Was an All-SLC Honorable Mention defensive back

SPECIALISTS RETURNING (two)

Pos.	Name	2009 Starts	Notes
P	Ben Follis	11	Served as Texas State's punter in all 11 games
K	Justin Garelick	7	Played in seven games as a field goal and extra-point kicker

SPECIALISTS LOST (one)

Pos.	Name	2009 Starts	Notes
P/K	Ryan Batchelor	9	Saw action in nine games as a kicker

2010 TEXAS STATE FOOTBALL POST SPRING TWO-DEEPS

OFFENSE

QB	11	Tim Hawkins	6'2"	200	So.
	5	Alvaro Garcia	6'1"	200	Jr.
TB	24	Frank Reddic	5'11"	195	So.
	32	Dexter Imade	5'11"	190	Fr.-RS
Z	80	Darius Bolden	6'0"	180	Jr.
	83	Cedric Alexander	6'2"	190	Jr.
or					
FB	29	Jeff McVaney	6'2"	220	Jr.
	39	Hayden Whiteley	6'1"	240	Fr.
	32	Creighton Runnels	5'10"	245	Sr.
X	17	Da'Marcus Griggs	6'1"	185	Sr.
	5	Alvaro Garcia	6'1"	200	Jr.
	3	Cody Matthews	6'4"	180	Fr.
H	13	Darren Dillard	6'3"	185	Jr.
	4	Corey Scott	6'3"	185	Jr.
	85	Steve Alvarez	6'0"	185	Sr.
or					
TE	84	Woody McClendon	6'3"	250	Sr.
	88	Devin Baker	6'5"	230	Fr.-RS
LT	55	Michael Chambers	6'3"	280	Jr.-RS
	73	Jon Vernon	6'5"	300	Jr.
LG	68	Winston Ruelas	6'3"	300	Sr.
	64	Taylor Haese	6'1"	290	Sr.
C	58	Steven Kenney	6'1"	290	Jr.
	64	Taylor Haese	6'1"	290	Sr.
RG	61	D.J. Hall	6'3"	305	Jr.
	63	Lee Conoly	6'3"	255	Fr.-RS
RT	54	Jason Hannan	6'4"	290	Sr.
	73	Jonn Vernon	6'5"	300	Jr.

DEFENSE

DE	42	Sam Pier	6'2"	230	Sr.
	97	Jordan Norfleet	6'2"	205	Fr.-RS
	95	Jonathan Ward	6'1"	220	So.
DT	94	Adley Eshraghipour	6'4"	250	Jr.
	93	Jeff Clermond	6'2"	280	Fr.-RS
	78	Roger Martinez	6'4"	254	Fr.-RS
NG	90	Ralston Dews	6'1"	340	So.
	53	Prestin Brown	6'3"	250	Fr.-RS
	67	Anthony Holder	6'1"	300	Jr.-Tr.
DE	99	Ron Jackson	6'3"	245	Sr.
	98	Leon Woolsey	6'6"	230	Sr.
	43	Jamie Clavell-Head	6'3"	260	Fr.-RS
RLB	52	Marcus Clark	5'10"	210	Sr.
	31	Joplo Bartu	6'2"	203	So.
	45	Matt Harris	5'10"	195	Jr.
MLB	34	Brian Lilly	6'0"	225	So.
	41	Charles Holmes	6'3"	237	Jr.
WLB	6	Brian Iwuji	6'0"	231	Jr.
	40	Joshua Minde	5'11"	220	Jr.
CB	2	Darryl Morris	5'10"	175	So.
	26	Phillip Benning	6'0"	170	Fr.-RS
	27	Aaron Canady	5'9"	170	Fr.
CB	14	Derek Lopez	6'0"	167	Jr.
	1	Drenard Williams	5'11"	195	Sr.
SS	33	T.P. Miller	6'2"	190	Sr.
	30	Jason McLean	5'11"	200	So.
FS	25	Kenneth Hampton	6'1"	189	Sr.
	21	Mario Wiggins	6'1"	190	So.

SPECIAL TEAMS

PK	28	Justin Garelick	5'11"	150	So.
P	48	Ben Follis	5'11"	190	So.

CAREER STARTS

QUARTERBACK

Tim Hawkins*	2
--------------	---

WIDE RECEIVERS

Daren Dillard	11
Da'Marcus Griggs	11
Darius Bolden	7
Alvaro Garcia	4
Cedric Alexander	2
Jeff McVaney	1

OFFENSIVE LINE

D.J. Hall	24
Steven Kenney	11
Winston Ruelas	8
Jason Hannan	3

DEFENSIVE LINE

Adley Eshraghipour	14
Ron Jackson	11

LINEBACKERS

Marcus Clark	34
Brian Iwuji	14

DEFENSIVE BACKS

Kenneth Hampton	18
T.P. Miller	16
Drenard Williams**	8
Darryl Morris	8
Derek Lopez	6
Mario Wiggins	2

*- Hawkins' two starts came as a wide receiver in 2009

**- Williams made eight starts in 2008



TM



**BRAD
WRIGHT**

**Head Coach
Fourth Season as Head Coach
Seventh Season at Texas State
Texas State, 1981**

Throughout his playing and coaching career at Texas State, it seems that Brad Wright has helped change the course of the school's football history.

As a player, he capped off his collegiate career in 1980 helping Texas State win its first outright conference championship in 17 years.

As an associate head coach, he helped lead the Bobcats to a Southland Conference co-championship and Texas State's first NCAA Division I FCS playoff berth in 2005.

Then, in his first three seasons as head coach, he guided Texas State to its first outright conference championship since 1982, first back-to-back winning seasons since 1991-92 and now looks to lead his team to a third straight winning season for the first time since 1984 in 2010.

That record is even more remarkable when you consider that before the Pearsall native joined Texas State's coaching staff, the school had enjoyed just four winning seasons during the previous 19 years.

Wright was named head coach at Texas State in 2007, and set the goals of turning his alma mater into a consistent winning program while contending for Southland Conference championships and NCAA Division I FCS playoff berths. In just three years, he is in the midst of accomplishing each of his goals.

In his first season, the Bobcats featured a high-powered offensive attack that ranked 18th nationally in total offense and produced a 2,000-yard passer, 1,000-yard rusher and a 1,000-yard receiver in the same season for the first time in school history. Senior punter Chris MacDonald earned All-America First-Team honors, while Cameron Luke earned All-Southland Conference First-Team honors after catching 60 passes for 1,035 yards. Karrington Bush was named the SLC Freshman of the Year and an All-SLC Second-Team selection as a running back. In addition, Crawford May was an All-SLC Second-Team choice.

Nick Clark was named Texas State's first-ever Draddy Award Finalist, National Football Foundation National Scholar-Athlete and a CoSIDA/ESPN *The Magazine Academic All-American* Second-Team selection.

After the 2007 season ended, Wright put his troops through a rigorous conditioning program and spring practice to help develop more consistent and physical play.

Those efforts paid off in 2008 when the Bobcats posted an 8-5 overall record and won the Southland Conference championship. The season also featured the school's first non-conference road win since 2001 and the Bobcats clinched the league title with their first overtime win since 2005 with a 48-45 victory at Sam Houston State in the final regular season game. The victory at Sam Houston State also set a school record for most road wins as a NCAA Division I FCS school with five.

Texas State's offense was even more powerful in its second year under Wright's direction as the Bobcats boasted the nation's seventh-best scoring offense and eighth best overall total offense with averages of 36.4 points and 453.23 yards per game. Texas State also tied for 10th in red-zone offensive efficiency and featured a 2,000-yard passer, 1,000-yard runner and a 1,000-yard receiver for the second straight year.

Junior quarterback Bradley George became the first Texas State quarterback in school history to throw for 2,000 yards in two consecutive seasons as he threw for 2,660 yards and 26 touchdowns in 2008. His favorite target was Luke, who broke his own school records with 73 receptions for 1,268 yards. Luke also tied a school record for the most touchdowns scored in a season with 17 and became the only receiver in the history of the Southland Conference to catch 10 TD passes in back-to-back seasons. Not to be outdone, Bush also ran for 1,065 yards in a three-man rotation and ranked second nationally averaging 7.8 yards per carry.

A key to Texas State's championship run was the improved play on defense and special teams. The Bobcats ranked 17th in red-zone defense and ranked second among Southland Conference teams in forc-

ing 24 turnovers. Texas State also led the league with 15 interceptions.

Individually, Luke was named a Third-Team All-American and one of the Top 50 FCS players in the nation by *CollegeSportingNews.com*. In addition, senior center Jeff Bowen, senior kicker Andrew Ireland and Bush received Honorable Mention All-America honors.


Luke, Bowen, Bush and fullback Blake Burton were chosen All-Southland Conference First-Team, while offensive lineman D.J. Hall, Ireland, defensive end Donovan King and defensive back Morris Crosby attained All-SLC Second-Team honors. Bush was named an All-SLC Second-Team return specialist as well. Defensive end Travis Houston was named to the FCS Athletic Directors Association's Academic All-Star Team and joined Burton, quarterback Bradley George and defensive back Will Thompson on the SLC All-Academic Team.

In his third season as head coach, Wright led his troops to a second straight winning season with a 7-4 record and had the Bobcats in contention for another SLC championship until the final game of the regular season. Texas State posted a 5-2 conference record for the second straight year, giving the Bobcats their best back to back conference finish and most conference wins in a two-year period since joining the SLC in 1987.

Texas State ended the 2009 season ranked 24th by the FCS Coaches and 25th by the *Sports Network*, marking the first time in school history that the Bobcats finished two consecutive seasons ranked by FCS national polls.

Individually, George capped off his record-setting career being named the Southland Conference Offensive Player of the Year and Student-Athlete of the Year. George ended the season completing 258 of his 409 passes for 3,121 yards and 23 touchdowns. He ended his career as Texas State's all-time career leader as he completed 753 of his 1277 passes for 9556 yards and 76 touchdowns.

Junior guard D.J. Hall and receiver Mishak Rivas earned All-Southland Conference First-Team honors as an offensive lineman and return specialist respectively. Da'Marcus Griggs and Travis Houston earned All-SLC Second-Team honors as a wide receiver and defensive lineman. Griggs set a new school record for the most receptions in a season with 80.



Brad and Kim with their daughter Paige.

George along with running back Alvin Canady, offensive tackles Calvin Gore and Alex Luna, defensive lineman Adley Eshraghipour, linebacker Marcus Clark and defensive back Will Thompson were named Honorable Mention selections.

Houston also was named to the FCS Athletic Directors Association's Academic All-Star Team for a second straight year, and joined George, fullback Jeff McVaney and Thompson on the SLC All-Academic team.

In addition to their successes on the field and in the classroom, the Bobcats have been active in the community by taking part in campus projects such as Bobcat Build and serving mentorships at area elementary schools.

After signing a new three-year contract, Wright enters the 2010 season looking to lead the Bobcats to their third straight winning campaign and contending for their third Southland Conference championship since 2005.

Wright's association with winning at Texas State dates back to the late 1970s when he originally walked on to the Bobcat football program as a wide receiver before starting one season at running back and then moving to the defensive side of the ball under Bobcat coaches Bill Miller and Jim Wacker. He was a two-year starter at free safety for Texas State and was a defensive leader on the 1980 Lone Star Conference championship team.

His coaching career began as a student assistant coach for Wacker's 1981 NCAA Division II national championship team. After working two seasons at Louisiana-Lafayette, Wright enjoyed a highly successful tenure as a high school coach in Texas.


Prior to joining the Texas State staff, Wright spent the previous four seasons as the director of athletics and head football coach at Canyon High School in New Braunfels. There, he helped turn around a struggling Cougar football program. After a pair of one-win seasons, Canyon went 7-2 in 2002 and advanced to the state quarterfinals with an 11-2 record in 2003.

Wright also was the head coach at East Bernard, where his squad was an area finalist in 1999, and at Karnes City where the team posted back-to-back third-place district finishes. He was named head coach at Karnes City after serving as an assistant coach at El Campo for five years, helping lead the program to three district titles. His high school coaching career also includes stops as an assistant coach at Klein Oak and Pearland.

Wright returned to Texas State as an assistant head coach, running back coach and special teams coordinator in 2004. In the next three seasons, Wright helped lead the Bobcats to a 21-15 record in the next three years, including the 2005 campaign when Texas State won 11 games, a SLC co-championship and was a semifinalist in the NCAA Division I FCS Playoffs.

In 2005, Wright's corps of running backs ranked 15th nationally in rushing offense with 228.43 yards per game among NCAA FCS teams. In 2006, Stan Zwinggi ranked third among Southland Conference runners with 735 yards. His special teams unit included three All-Southland Conference First-Team punters in Corey Elolf in 2004 and 2005, as well as Chris McDonald in 2006, and 2005 All-SLC First-Team kicker Stan Jones.

Wright earned his bachelor's degree in physical education from Texas State in 1981. He is married to the former Kim Pesek, a 1996 Texas State alum, and they have a daughter, Paige.



THE BRAD WRIGHT FILE

Wife: Kim.
 Daughter: Paige
 Born: July 10, 1959 in Houston.
 Alma Mater: Texas State (1981)
 Playing Experience: three-year starter at running back as a sophomore and at free safety as a junior and senior at Texas State, 1978-80

HEAD COACHING RECORD

Year	Southland			NCAA	
	W-L	Pct.	Conference	Place	FCS Playoff
2007	4-7	.364	3-4	.428	t-fourth
2008	8-5	.615	5-2	.714	first
2009	7-4	.636	5-2	.714	third
Totals	19-16	.543	13-8	.619	

COACHING CAREER

2007-present	head coach, Texas State
2004-06	assistant head coach, Texas State
2000-03	head coach & athletics director, Canyon HS
1999	head coach, East Bernard HS
1997-98	head coach, Karnes City HS
1992-96	assistant coach, El Campo HS
1987-88	graduate asst. coach, Louisiana-Lafayette
1982-86	assistant coach, Klein Oak HS
1982	assistant coach, Pearland HS (Spring)

NCAA PLAYOFFS AS A COACH

2005	NCAA Division I FCS Semifinals
2008	NCAA Division I FCS First Round

CONFERENCE CHAMPIONSHIPS AS A COACH

2005	Southland Conference
2008	Southland Conference

CONFERENCE CHAMPIONSHIPS AS A PLAYER

1980	Lone Star Conference
------	----------------------

BRAD WRIGHT VERSUS OPPONENTS

Opponent	W	L	Opponent	W	L
Abilene Christian	0	1	Sam Houston State	2	1
Angelo State	2	0	SMU	0	1
Baylor	0	1	South Dakota State	0	1
Cal Poly	1	0	Southeastern Louisiana	2	1
Central Arkansas	1	2	Southern Utah	0	2
McNeese State	1	2	Stephen F. Austin	3	0
Montana	0	1	TCU	0	1
Nicholls	2	1	Texas Southern	2	0
Northern Colorado	1	0	Totals	19	16
Northwestern State	2	1			



BEN NORTON
Assistant Head Coach,
Co-Offensive Coordinator
Offensive Line Coach
Fourth Season at Texas State
Stephen F. Austin, 1993
Vanderbilt, 1997 (MEd.)

Ben Norton begins his fourth season as the assistant head coach, co-offensive coordinator and offensive line coach at Texas State.

During the past two seasons, Norton has directed one of the nation's high-powered offenses and best offensive lines. Last season, his offensive line ranked 25th nationally and recorded the third fewest sacks allowed in the Southland Conference with an average of 1.36 sacks per game while blocking for the nation's seventh-best passing offense. Texas State averaged 288.9 passing yards per game, and ranked 12th in scoring offense with nearly 32 points per contest.

He coached All-Southland Conference First-Team lineman D.J. Hall and a pair of All-SLC Honorable Mention selections in Calvin Gore and Alex Luna.

In 2008, the Bobcats boasted the nation's seventh-best scoring attack with 36.4 points per game, and eighth-best overall total offense with an average of 453.23 yards per game. Texas State's offensive line ranked 19th nationally after allowing just 1.15 sacks per game, and



helped pave the way for one of the nation's Top 25 rushing offenses with 184.1 yards per game. The Bobcats also featured one of the nation's top 12 passing offenses with 269.15 yards passing per game.

Norton coached a pair of All-Southland Conference offensive linemen in 2008 as center Jeff Bowen earned First-Team honors and D.J. Hall was a Second-Team selection as a redshirt freshman. Bowen also was named a Honorable Mention All-American by *The Sports Network*.

In addition, Texas State produced a 2,000-yard passer, 1,000-yard wide receiver and 1,000-yard runner for the second straight season, the only two times in school history Texas State has accomplished the feat.

In his first season at Texas State, Norton tutored All-Southland Conference Second-Team selection Crawford May. The Bobcat offensive line featured three new starters and paved the way for the school's ninth 1,000-yard rusher, Karrington Bush, who was named the SLC Freshman of the Year and an All-SLC Second-Team selection.

In 2008, Bush became just the second Bobcat in school history to record back-to-back 1,000-yard rushing seasons and one of just two FCS sophomores to top 1,000 yards each of the last two years. He ranked second nationally averaging 7.8 yards per carry.

Norton joined Texas State's staff in 2007 after serving two seasons at McNeese State, where he was an offensive coordinator/offensive line coach and running backs coach.

In 2006, he was the offensive coordinator/offensive line coach and helped guide the Cowboys to a Southland Conference championship and an appearance in the NCAA Division I playoffs. That season, Norton also coached arguably one of the league's top linemen (Brent Poussan) who led in votes received among offensive linemen for the All-Southland Conference team. Norton coached McNeese State's running backs during his first season on the staff.

Prior to joining the McNeese State staff, Norton spent six seasons (1999-2004) at Sam Houston State where he served as offensive line coach and was also the team's assistant head coach his last two seasons. During his tenure at Sam Houston, the Bearkats posted a 41-30 record, captured two Southland Conference championships and advanced to the NCAA Division I FCS semifinals in 2004 and quarterfinals in 2001.

While Norton was at Sam Houston, the Bearkats led the Southland Conference in passing offense four times, total offense three times and scoring twice.

Norton's first full-time position was a two-year stint as the offensive line coach at Eastern Illinois in 1997 and 1998. Prior to that, the veteran coach served as a graduate assistant coach at Angelo State, Vanderbilt (1994-95) and LSU (1996).

Since 1997, Norton has been the position coach for seven NCAA Division I All-Americans as well as 15 players who have received first-team all-conference honors during his coaching tenure.

He was a four-year letterman as a lineman at Stephen F. Austin where he was an Academic All-Southland Conference selection. Norton earned his bachelor's degree from SFA in 1993 and also earned a master's degree from Vanderbilt in 1997.

THE BEN NORTON FILE

Alma Mater: Stephen F. Austin (1993)

Playing Experience: Four-year letterman as a lineman at SFA, 1989-92

COACHING CAREER

2007- present	assistant head coach, co-offensive coordinator and offensive line coach, Texas State
2005-06	offensive coordinator, OL, RB coach, McNeese State
2003-04	assistant head coach, OL coach, Sam Houston State
1999-02	offensive line coach, Sam Houston State
1997-98	offensive line, Eastern Illinois
1996	graduate assistant, LSU
1994-95	graduate assistant, Vanderbilt
Spring 1994	graduate assistant, Angelo State



**SLADE
NAGLE**

**Co-Offensive Coordinator
Quarterbacks Coach
First Season at Texas State
McNeese State, 2002**

Slade Nagle is in his first season as the co-offensive coordinator and quarterbacks coach at Texas State. He joins the Bobcat coaching staff after working one season with special teams at LSU, where the Tigers averaged over 20 yards on 14 punt returns and made 15 of their 16 extra-point attempts and 13 of 16 field goal tries.

Nagle went to LSU after coaching the three previous seasons as an assistant coach at Northwestern State.

While at Northwestern State, he served as an offensive coordinator during his last season when the Demons averaged 26.7 points and 354.9 yards of total offense in 2008. Northwestern State accumulated 2,072 yards rushing and 2,187 yards passing that season.

He was named the offensive coordinator after coaching quarterbacks and calling offensive plays from the press box the previous year.

Nagle rejoined the Demons' staff in 2006 as a receivers coach after serving as a quarterbacks coach for two years at Dodge City Community College.

He began his coaching career as a graduate assistant and quarterbacks coach at Northwestern State in 2002 and 2003. Then, the Demons reached the NCAA Division I-AA playoffs in 2002.

Prior to his coaching career, Nagle established himself as one of the top quarterbacks in McNeese State's history when he led the Cowboys to the NCAA Division I-AA playoffs during the final two seasons. As a starting quarterback for the Cowboys, Nagle threw for 4,596 yards and 35 touchdowns in his three seasons after transferring to McNeese State from Clemson.

He set McNeese State's career record with a completion percentage of 57.8 percent (378-653) of his passes. He also led the Southland Conference with a 56.8 completion percentage, 16 touchdown passes and 2,222 yards passing in 2000.

As a senior, he led the Cowboys to a Southland Conference championship with a 6-0 league record and a 13-2 overall mark. He threw for a single-game, career-best of 331 yards against Northwestern State. That season, he threw for 1,168 yards and eight touchdowns.

Nagle played at Barbe High School in Lake Charles, La., where he earned All-American honors after setting school records of 4,359 yards and 39 touchdowns before signing with Clemson.



THE SLADE NAGLE FILE

Alma Mater: McNeese State (2002)

Playing Experience: Three-year letterman at McNeese State in 1999-2001. Also played one season at Clemson (1998).

COACHING CAREER

2010- present	co-offensive coord. and QB's coach, Texas State
2009	special teams intern, LSU
2008	offensive coordinator, Northwestern State
2007	quarterbacks, Northwestern State
2006	wide receivers, Northwestern State
2004-05	quarterbacks, Dodge City Community College
2002-03	graduate assistant/quarterbacks, Northwestern State





MIKE BARELA
 Tight Ends Coach
 Director of Football Operations
 Fourth Season at Texas State
 North Texas, 1997

Mike Barela begins his fourth season as the tight ends coach and the director of football operations at Texas State.

Last season, Barela's tight ends helped the Bobcat offense rank seventh nationally with 288.9 yards passing per game. Texas State also ranked 12th in scoring offense with nearly 32 points per game. Andrew Brooks and Woody McClendon combined to catch 17 passes for 121 yards and one touchdown. They also helped pave the way for Texas State's rushing attack to gain over 1,400 yards and average 4.2 yards on 348 carries. The Bobcats also combined to run for 23 touchdowns.

In 2008, his troops helped the Bobcats' high-powered offense boast the nation's seventh-best scoring attack with 36.4 points per game, and eighth-best overall total offense with an average of 453.23 yards per game. They also helped pave the way for one of the nation's Top 25 rushing offenses with 184.1 yards per game and played an key role in one of the nation's Top 12 passing offenses with 269.15 yards passing per game.

John Gilley earned All-Southland Conference Honorable Mention honors after he caught 13 passes for 141 yards and two touchdowns. In addition, Kyle Anderson moved to tight end after starting four games as a guard, and caught one pass for four yards at Montana in the NCAA Division I FCS playoff game.

In 2007, Barela's tight ends combined to catch 19 passes for 176 yards and one touchdown, along with helping to open holes for Texas State's rushing attack that finished with 2,172 yards and scored 19 TD's.

Barela came to Texas State with extensive experience in both collegiate football team management and coaching. Prior to joining the Texas State staff, Barela served as the director of football operations for five years at North Texas.

While a member of the Mean Green staff, Barela was responsible for organizing team travel and team housing as well as coordinating official recruiting visits. He had extensive involvement in the day-to-day schedules of the coaching staff and student-athletes including practices, study halls and team meetings. He also worked with the Mean Green Summer Football Camps and was the community liaison for the program.

During his tenure, Barela played an integral role in North Texas' preparation and travel to the 2002-2004 New Orleans Bowls. The Mean Green defeated Cincinnati 24-19 in the 2002 New Orleans Bowl. UNT went on to win three straight Sun Belt Conference Championships during Barela's five seasons.

He went to North Texas in 2002 after coaching tight ends for two seasons at Sam Houston State. Barela coached First-Team All-America tight end Keith Heinrich during the 2000 and 2001 football seasons at Sam Houston State. Heinrich would go on to be the sixth-round pick of the Carolina Panthers in the 2002 NFL Draft.

During his two seasons with Sam Houston State, the Bearkats had a combined 17-7 record. Sam Houston State was 10-3 in 2001 and captured a share of the Southland Conference championship.

Barela's coaching experience also includes time at Morningside College (1999) where he was the offensive line coach as well as strength and conditioning coach. He also was the running game coordinator and helped produce two all-conference players.

Barela was a student assistant and graduate assistant coach at North Texas from 1996-98 working with the tight ends and offensive line.

He was a two-year letterman at North Texas, playing linebacker as well as special teams for the 1994 and 1995 UNT squads. The Mean Green captured a Southland Conference title in 1994, the team's final year in the league.

Barela earned his bachelor's degree from North Texas in 1997.

THE MIKE BARELA FILE

Alma Mater: North Texas (1997)

Playing Experience: Two-year letterman at North Texas in 1994-95

COACHING CAREER

2007- present	director of football operations, TE coach, Texas State
2002-06	director of football operations, North Texas
2000-01	tight ends coach, Sam Houston State
1999	offensive line coach, Morningside College
1997-98	graduate assistant, North Texas
1996	student coach, North Texas





KEVIN BROWN
 Wide Receivers Coach
 Fourth Season at Texas State
 TCU, 2002


Kevin Brown begins his fourth season coaching Texas State's wide receivers after coaching a pair of wide receivers who have rewritten the school's records for most receptions in a season during each of the last three years. In 2009, Da'Marcus Griggs set the newest record with 80 receptions to earn All-Southland Conference Second-Team honors.

A year earlier, Cameron Luke was named an All-America Third-Team selection after catching 73 receptions for two more records of 1,268 yards and 17 touchdowns. Luke broke his original record that he set in 2007 with 60 catches for 1,035 yards and 12 TD's to earn All-Southland Conference First-Team honors.

Brown's wide receiver unit combined to catch 194 passes for 2,505 yards and 20 touchdowns in 2009.

Besides Griggs, Daren Dillard caught 43 passes for 643 yards and six touchdowns, while Mishak Rivas had 26 catches for 276 yards and four TD's. Alvaro Garcia caught 22 passes for 305 yards and one touchdown in addition to serving as a reserve quarterback.

His corps combined to catch 185 passes for 2800 yards and 27 touchdowns in 2008. In addition to Luke's All-America season, Brown



also coached Rivas and Dillard. Rivas finished the season with 40 catches for 625 yards and three TDs, and Dillard caught 25 passes for 433 yards and five touchdowns. In addition, junior college transfer E.J. LeBlanc had 21 receptions for 175 yards and one TD.

In 2007, the Bobcat receivers caught 137 passes for 1,825 yards and 17 touchdowns in 2007. Luke is the only Texas State receiver ever to record 1,000 receiving yards in a single season.

Brown joined the Texas State staff from TCU where he was an offensive graduate assistant for three seasons. Among his responsibilities at TCU were working with the Horned Frogs' offensive linemen, film breakdown of opposing defenses and charting the opposition's defense from the press box on game days.

During his playing career as a wide receiver at TCU (1998-2002), Brown caught 39 passes for 567 yards, an average of 14.5 yards per catch. He caught a career-high 16 passes for 208 yards as a senior in 2002 and also had four touchdown receptions during his career.

Brown was a member of five bowl teams. The Horned Frogs defeated USC 28-19 at the 1998 Sun Bowl and beat East Carolina 28-14 in the 1999 Mobile Alabama Bowl. Brown capped his career as a member of TCU's 2002 Conference USA championship team which defeated Colorado State 17-3 in the AXA Liberty Bowl.

The Horned Frogs made three more bowl appearances while Brown served on the coaching staff. TCU defeated Northern Illinois 37-7 in the 2006 Poinsettia Bowl and Iowa State 27-24 in the 2005 EVI.net Houston Bowl after falling 34-31 against Boise State in the 2003 Fort Worth Bowl.


Brown graduated from TCU with a degree in business management. The Waco native also earned master's degrees in education administration and liberal arts from TCU. Brown is married to the former Erika Davis.

THE KEVIN BROWN FILE

Wife: Erika
 Alma Mater: TCU (2002)
 Playing Experience: four-year letterman at TCU in 1999-02

COACHING CAREER

2007- present wide receivers coach, Texas State
 2003-06 graduate assistant, TCU



CHARLIE REEVE

Running Backs Coach
Recruiting Coordinator
Fourth Season at Texas State
Texas State, 2003

Charlie Reeve is in his fourth season as the running backs coach at Texas State after coaching a trio of All-Southland Conference selections in his first three seasons.


Alvin Canady earned All-SLC Honorable Mention honors after rushing for 546 yards and nine touchdowns in 2009. He also caught 33 passes for another 287 yards and a TD.

Karrington Bush also earned All-SLC First-Team and Honorable Mention All-America honors in 2008 after he was named an All-SLC Second-Team member and the SLC Freshman of the Year in 2007. Bush was limited to just four games last season after becoming Texas State's first back-to-back 1,000 yards rusher in 11 seasons. He gained 1,065 yards and 11 touchdowns on 136 carries in 2008 after running for 1,039 yards on 137 attempts in 2007.

Blake Burton also was selected as an All-SLC First-Team fullback in 2008 after earning Honorable Mention honors a year earlier.

Last season, Reeve's stable of running backs combined for 1,153 yards and 21 touchdowns on 238 carries.

Reeve's corps combined for 2,116 yards as Stan Zwinggi gained 642 yards on 114 carries, Canady gained 322 yards on 73 attempts and fullbacks Blake Burton and Trey Hampton combined for 87 yards on 31 carries.



In 2007, Zwinggi rushed for 497 yards and a team-high nine TD's on 74 carries, while Canady was the team's second-leading receiver with 37 catches for 264 yards and had 88 carries for 377 yards and two scores.

Reeve returned to his alma mater in 2007 after serving one season as an offensive graduate assistant at Rice. While he was at Rice, Reeve was a member of a coaching staff which revived an Owl football program which had not experienced a winning season since 2001 and was part of the school's first bowl appearance since the 1961 Bluebonnet Bowl.

Rice posted a 7-6 record in 2006 and advanced to play in the New Orleans Bowl. The Owls scored 350 points during the 2006 season, setting a school record for most points scored in a season.

Rice's revival in 2006 was the No. 2-ranked turnaround among NCAA FBS schools. Reeve was a graduate assistant working with quarterbacks and wide receivers. One of the Owls' receivers led the nation in touchdown catches and was named First-Team All-America by one news service.

Reeve was a student assistant coach for two seasons at Texas State while earning a bachelor's degree in exercise and sports science and a minor in history. He originally came to Texas State after playing the 2001 season at Pearl River Community College, but an injury ended his career. Then coach Bob DeBesse asked Reeve to continue to be a part of the program as a student assistant coach. Prior to coming to Texas State, Reeve was an NJCAA All-America selection at quarterback, leading junior colleges in passing and total offense.

After graduating in 2003, he coached two seasons at high schools in southern Texas. He was the quarterbacks coach at Bay City in 2004 and posted a 9-2 record. In 2005, he served as the defensive ends and receivers coach at Cuero. There, he was part of a staff that led the school to the state semifinals and a 13-1 record.


Reeve and his wife, Courtney, have a son, Ryder. Courtney also received both her bachelor's and master's degrees from Texas State.

THE CHARLIE REEVE FILE

Wife: Courtney
Children: Ryder
Playing Experience: played at Pearl River Community College in 2001 before transferring to Texas State. After an injury ended his career, he became a student coach for the Bobcats.
Alma Mater: Texas State (2003)

COACHING CAREER

2007- present	running backs coach, Texas State
2006	graduate assistant coach, Rice
2005	defensive ends and receivers coach, Cuero HS
2004	quarterbacks coach, Bay City HS
2002-2003	student assistant coach, Texas State



FRED BLEIL
Defensive Coordinator
Safeties Coach
Third Season at Texas State
Westmar College, 1971

A highly successful coach at every stop, Fred Bleil begins his third season as the defensive coordinator and safeties coach at Texas State.

In the past two seasons, the Bobcats have ranked among the top Southland Conference defenses in terms of red zone defense and forcing turnovers. In 2008, Texas State ranked 17th nationally and led the SLC in red zone defense. The Bobcats also led the league with 15 interceptions and nine forced fumbles.

Last season, Texas State ranked second among the league's top red-zone defenses and was third in forced turnovers with 13 fumble recoveries and nine interceptions. The Bobcats finished the 2009 season as one of the top two passing defenses in Southland Conference games only.

Texas State's defensive unit boasted an All-Southland Conference Second Team defensive end in Travis Houston, while linebacker Marcus Clark and defensive back Will Thompson earned Honorable Mention honors.

One of Bleil's key moves in 2008 was switching Kenneth Hampton from cornerback to strong safety. Hampton responded by collecting three



interceptions with 42 tackles en route to earning All-Southland Conference Honorable Mention honors. Another of his safeties, Jamal Williams ranked third among team leaders with 74 tackles, intercepted one pass and forced a fumble. Williams moved to safety the previous spring after he played on offense as a running back his junior year.

Bleil came to Texas State from Tulane, where he coached the linebackers in 2007. The Green Wave led Conference USA in rushing defense after allowing just 132.6 yards per game, and was fourth in total yards allowed, and fifth in points allowed among the 12 C-USA schools. Middle linebacker Evan Lee led Tulane with 99 tackles to earn All-Conference USA Honorable Mention honors.

Bleil went to Tulane after returning for one season as the defensive coordinator at North Texas. That season, the Mean Green had the Sun Belt Conference's fourth-best pass defense and fifth-best rushing defense, allowing 189.1 yards passing and 149.3 yards rushing per game.

He also led the Mean Green's defense in 1997 and 1998 when North Texas finished among the Big West's top three teams in scoring defense both years after leading the league's second-best pass defense in 1996. Two-time NFL Pro Bowler Brian Waters was an All-Big West selection for Bleil's defense, as were three other North Texas players in that two-year span.

Between his two stints at North Texas, Bleil was the secondary coach at San Diego State for eight years and the special teams for three. Under his direction, the Aztec secondary became a force in the Mountain West and across the nation. San Diego State improved from 86th in the country in pass defense in 2002 to fourth in 2003. Aztec cornerbacks ranked first and second among 2003 Mountain West Conference leaders in passes defended and third in interceptions during the 2003 campaign.

Bleil was also the defensive coordinator at New Mexico from 1992 to 1995. In four seasons with the Lobos, Bleil helped improve the defense from one of the worst in the nation to one of the best in the WAC.

Bleil served as defensive coordinator and assistant head coach at Utah State from 1986-91, and was the head coach at New Mexico Highlands from 1979 to 1982. He earned Rocky Mountain Athletic Conference Coach of the Year honors when he led Highlands to the 1981 conference crown. He also was named the AFCA College Division Coach of the Year. Bleil served as athletics director at New Mexico Highlands his last two years there.

He began his career as the defensive coordinator at Eastern New Mexico in 1973 and remained in that capacity through the 1978 season.

Born Jan. 7, 1949, Bleil played football at Northern Iowa in 1967 and went on to letter two seasons and earn his degree at Westmar College in 1971. Bleil received a master's degree in 1972 from Eastern New Mexico. He and his wife Susan live in San Marcos.

THE FRED BLEIL FILE

Wife: Susan
 Alma Mater: Westmar (1971)
 Playing Experience: Two-year letterman at Northern Iowa, 1967-68

COACHING CAREER

2008- present	defensive coordinator, safeties coach, Texas State
2007	linebackers coach, Tulane
2006	defensive coordinator, North Texas
2003-05	special teams, secondary coach, San Diego State
1998-03	secondary coach, San Diego State
1996-97	defensive coordinator, North Texas
1992-95	defensive coordinator, New Mexico
1986-91	assistant head coach, def. coordinator, Utah State
1984-85	defensive coordinator, Drake
1983	defensive coordinator, Texas A&M-Commerce
1979-82	head coach, New Mexico Highlands
1973-78	defensive coordinator, Eastern New Mexico



MIKE BUGAR
 Defensive Line Coach
 Third Season at Texas State
 Florida State, 1969

Mike Bugar enters his third season as the defensive line coach at Texas State after coaching four All-Southland Conference defensive linemen in his first two seasons at Texas State.

Last season, Travis Houston was named an All-SLC Second-Team selection after earning Honorable Mention honors in 2008. Houston had 53 tackles, including 20 solo stops and 8.5 tackles for losses in 2009.

In addition, Adley Eshraghipour was named an All-SLC Honorable Mention performer after registering 42 tackles and tied for the team lead with two fumble recoveries as a defensive tackle.

In 2008, Donovan King earned All-Southland Conference Second-Team honors. King and Houston combined for 128 tackles, including 23 stops for lost yardage of 72 yards and 10 quarterback sacks. They also recorded nine quarterback hurries and Houston recovered three fumbles.

Bugar joined the Bobcat coaching staff in 2008 after serving seven years as the defensive line coach at North Texas from 2000-07.



During his last six years at North Texas, Bugar produced seven All-Sun Belt Conference selections. The most celebrated of those eight players was Brandon Kennedy, of whom many regard as the best defensive lineman ever to play at North Texas. Kennedy was named the Sun Belt Conference Player of the Year twice. Alex Pahlul (2001) and Chris McIver (2002) were all-conference selections as well as Michael Pruitt and Evan Cardwell who both were honored in 2004.

Bugar's interior line was the strength of a defense that led the Sun Belt Conference in every major statistical category during three of his last six years. In 2002, the defense ranked third nationally in scoring defense and ninth in total defense. From 2001-2003, only five opposing players rushed for over 100 yards in a game against Bugar's front line. Bugar's line helped hold opponents to just 104.7 yards per game rushing in 2003, which is the best average since 1967.

Bugar joined North Texas in 2000 as the program's strength and conditioning coordinator and became the team's interior defensive line coach in 2001. He has over 31-years experience in coaching the defensive line and strength and conditioning.

A three-year letter winner in 1965, 1967 and 1968, Bugar is a 1969 graduate of Florida State. He began his coaching career as a graduate assistant at his alma mater in 1970. Since that time he has served on the staffs at Wofford College (1971-76); Gardner Webb College (1977); Clemson University (1977-79); University of Florida (1980-82); West Georgia College (1985-87); University of Southern Mississippi (1988-89); LSU (1990-93); Baylor (1994-96); Mary Hardin-Baylor (1998); and Jacksonville State (1999).

He also spent one year in the professional coaching ranks as defensive line coach for the Arizona Wranglers of the USFL in 1983.

Among his coaching assignments, Bugar served as defensive coordinator at LSU and Southern Mississippi under head coach Curley Hallman and served as defensive line coach and ran the football strength programs at Clemson and Florida under Charley Pell and Danny Ford.

His coaching career is highlighted by 13 trips to bowl games including the 2001, 2002, 2003 and 2004 New Orleans Bowls (North Texas), 1994 Alamo (Baylor); 1990 All-American (Southern Mississippi); 1988 Independence (Southern Mississippi); 1982 Astro Bluebonnet (Florida); 1981 Peach (Florida); 1980 Tangerine (Florida); 1979 Peach (Clemson); 1978 Gator (Clemson); and 1977 Gator (Clemson). During Bugar's playing days at Florida State, the Seminoles participated in four bowl games - 1964 Gator; 1966 Sun; 1967 Gator; and 1968 Peach.

Mike and his wife Jeanne have been married for 22 years.

THE MIKE BUGAR FILE

Wife: Jeanne
 Alma Mater: Florida State (1969)
 Playing Experience: three-year letterman at Florida State in 1965-68

COACHING CAREER

2008- present	defensive line coach, Texas State
2001-07	defensive line, strength & conditioning coach, North Texas
2000	athletics strength and conditioning coach, North Texas
1999	defensive coordinator, Jacksonville State
1998	defensive coordinator, linebackers, strength & conditioning coach, Mary Hardin Baylor
1994-97	defensive line coach, Baylor
1991-93	defensive coordinator, defensive line coach LSU
1990	defensive coordinator, Southern Mississippi
1988-89	defensive line coach, Southern Mississippi
1985-87	def. coord., inside linebackers coach, West Georgia
1983	defensive line coach, Arizona Wranglers, USFL
1980-82	defensive line, strength & conditioning coach, Florida
1977-79	defensive line, strength & conditioning coach, Clemson
1977	def. coord., LB's, def. ends coach, Gardner Webb College
1971-76	def. coord., LB's, def. ends coach, Wofford College
1970	graduate assistant coach, Florida State



TERROL DILLON
Special Teams Coordinator
Linebackers Coach
Fourth Season at Texas State
Texas, 2000

Terrol Dillon is in his fourth season as the special teams coordinator and linebackers coach at Texas State.

Last season, linebacker Marcus Clark led Texas State and ranked fourth in the Southland Conference with 95 tackles en route to being named an All-Southland Conference Honorable Mention selection. In addition, Byran Iwuji had 67 tackles to rank second on the team in his first season as a starter. Mishak Rivas earned All-SLC First Team honors as a return specialist after returning 22 kickoffs for 506 yards in nine games.

In 2008, Dillon's special teams had one of the top three kickoff teams in the nation after averaging 24.15 yards per return. The Bobcats also ranked 21st nationally in net punting with an average of 34.7 net yards per punt with freshman Ben Follis kicking most of the punts.

Karrington Bush earned All-Southland Conference Second-Team honors as a return specialist after returning 42 kickoffs for 1,055 yards and one touchdown. In addition, kicker Andrew Ireland earned honorable mention All-America and All-SLC First-Team honors as a kicker after converting on 14 of 17 field goal attempts and 57 of 59 extra point kicks for 99 points.



Two of his linebackers, Courtney Smith and Joe Bell, earned All-SLC Honorable Mention honors after Smith led the Bobcats with 117 tackles and ranked second on the team with 11 tackles for losses of 33 yards. He also intercepted two passes and broke up four more attempts. Bell recorded 69 tackles, including five for losses of 14 yards and intercepted two passes. He returned one of his interceptions for a 26-yard touchdown in Texas State's 38-35 victory at Northern Colorado.

In 2007, Dillon coached All-American punter Chris MacDonald and freshman linebacker Marcus Clark, who led the Bobcats in tackles and interceptions.

Dillon returned to Texas after spending the 2006 season as a member of the coaching staff at Cal Poly, where he coached the linebackers as well. The Mustangs posted a 7-4 record in registering the program's fourth straight winning season. Among Cal Poly's wins during the year were three shutouts and a 16-14 win at NCAA Division I FBS opponent, San Diego State.

Dillon was the position coach for Buck Buchanan Award winner Kyle Shotwell. The Buchanan Award is given annually to the top defensive player in the Division I Football Championship Subdivision. Shotwell registered 122 tackles, including 21 stops for lost yards and seven quarterback sacks in 2006.

In 2006, Cal Poly ranked fifth among Division I FCS schools in total defense (248.27 yards per game) and was eighth in scoring defense (14.73 points per game). The Mustangs also ranked fourth in quarterback sacks (3.36 per game) and fifth in tackles for lost yards (7.64 per game). In addition to his defensive coaching responsibilities, Dillon coached Cal Poly's punt block squad. The Mustangs had four blocks during the 2006 season.

Prior to joining the Cal Poly staff, Dillon was a member of coaching staff at the University of Texas in 2005, serving as the special teams quality control coach. The Longhorns captured a national title, defeating Southern Cal 41-38 in the Rose Bowl, after winning the Big 12 Championship and the conference's regular-season title.

Dillon coached cornerbacks and also served as the boys' track and field coach at Earl Warren High School in San Antonio from 2002-05. In addition, he taught mathematics at the Northside Independent School District high school.

He also served as the varsity secondary coach at Central Catholic High School in 2001, helping the team to a TAPPS state title.

Dillon, a San Antonio native, walked on to the Texas program after earning a letter and playing in all 11 games as a freshman at the U.S. Naval Academy. He earned a scholarship and two letters at Texas, playing in the 1999 and 2000 Cotton Bowl games. He blocked a school-record four punts during the 1999 season. He was named to the 2000 Spring Semester Big 12 Commissioner's Honor Roll after earning a 4.0 grade point average.

Dillon earned his bachelor of science degree in corporate communications from Texas in 2000. He also earned a master's degree in education from Texas A&M-Kingsville in 2005.


Dillon and his wife, Shena, live in Buda. She is in her residency in Obstetrics and Gynecology at Breckenridge Hospital in Austin.

THE TERROL DILLON FILE

Alma Mater: Texas (2000)
 Playing Experience: Two-year letterman at Texas in 1998-99

COACHING CAREER

2007- present	special teams coordinator, LB coach, Texas State
2006	linebackers coach, Cal Poly
2005	special teams assistant, Texas
2002-05	cornerbacks coach, Warren High School, San Antonio
2001	secondary coach, Central Catholic



STEVE IRVIN

**Cornerbacks Coach
Third Season at Texas State
UNLV, 1999**



Steve Irvin enters his third season as the cornerbacks coach at Texas State. During his first two seasons, Irvin produced one All-Southland Conference cornerback in Morris Crosby and another Honorable Mention choice in Will Thompson.

Crosby was named in 2008 after leading the Bobcats with four interceptions and recording 47 tackles despite missing four games with a leg injury.

Thompson was selected an All-SLC Honorable Mention performer after he led the Bobcats with two interceptions and broke up five more passes. He also registered 42 tackles, including 32 solo and five tackles for losses of 21 yards. Thompson was joined by Darryl Morris, who broke up a team-best six passes in 2009, and Derek Lopez, who also broke up five passes, as Texas State's three-man rotation.

Thompson and Williams shared time with Crosby in the three-man rotation during 2008, and combined for 69 more tackles and Williams broke up a team-high nine passes.

Irvin came to Texas State after serving as an assistant coach at College of the Desert in Palm Springs in 2007. While he was there, the



Roadrunners posted a 9-1 regular season record, won a conference co-championship and advanced to the state playoffs for the first time in school history when they played Bakersfield in the Golden Empire Bowl. The College of the Desert also ranked second in total defense in conference play as well.

The 2007 season was the second time Irvin served as an assistant coach at the College of the Desert. He also was an assistant coach from 1999-2001, serving as defensive coordinator in 2001. In addition to his coaching duties, he was an instructional support assistant in the Physical Education Department in 2001-02.

In between those two stints, Irvin was an assistant coach at Montana State for one year, where he coached the safeties.

He also was the assistant director of football operations at San Diego State in 2004-06 after serving as a graduate assistant coach at San Diego State in 2002-03, working with the defensive ends.

Irvin earned a master's degree from San Diego State in 2004 and a bachelor's degree at UNLV in 1999 after lettering for the Rebels as an outside linebacker in 1998.

A native of Las Vegas, Irvin began his collegiate career at the College of the Desert, where he earned All-Conference honors in 1995.

THE STEVE IRVIN FILE

Alma Mater: UNLV (1999)
Playing Experience: letterman at UNLV in 1998; two-year letterman at College of the Desert in 1995 and 1996

COACHING CAREER

2008- present	cornerbacks coach, Texas State
2007	assistant coach, College of the Desert
2006	assistant secondary coach, Montana State
2004-05	director of football operations, San Diego State
2002-03	graduate assistant, San Diego State
2001	defensive coordinator, College of the Desert
1999-2000	assistant coach, College of the Desert



THAD LIVINGSTON


Strength & Conditioning Coach
Seventh Season at Texas State
Central Methodist College, 1995

Thad Livingston is in his seventh season overseeing the strength and conditioning program for the Texas State football team that has helped produced two Southland Conference championships. The first championship came in Livingston's second year after he transformed the Bobcats into a stronger and quicker team. Texas State captured the 2005 SLC co-championship and advanced to the NCAA Division I FCS playoffs. In 2008, he worked to add some explosiveness that would help the Bobcat players get off the ball much quicker than in the previous year. That resulted in Texas State winning its first outright conference championship since 1982.

Livingston joined the Texas State staff after working as an assistant strength and condition coach with the Arkansas football program. Prior to his tenure at Arkansas, he served as strength and conditioning coach at both Louisiana-Monroe and Northwestern State.

A 1995 graduate of Central Methodist College in Fayette, Mo., Livingston was both a football and track and field athlete at the school. He earned All-Heart of America Conference honors twice in football and served as the team's captain his senior year. Academically, he was also named to the Dean's List and earned a Presidential Leadership Scholarship.

He is a member of the National Strength and Conditioning Coaches Association and is SCCC and USA weight lifting certified. Livingston is married to the former Marsha Stelly of Delcambre, La.



DAVID GISH

Head Athletic Trainer
20th Season at Texas State
North Texas, 1984

In his role as head athletic trainer, David Gish oversees the Texas State athletics training staff which includes two full-time assistants, six graduate assistants and more than 40 athletic training students. He is in his 20th year overall at Texas State, and was named head athletics trainer in 1998 after serving as an assistant athletics trainer for eight years.

Gish is a certified member of the National Athletic Trainers' Association and is a licensed athletic trainer in the state of Texas. In 2007, he helped develop and write a high school athletics trainers' sports medicine course for the Texas State Athletic Trainer's Association, and continues to be an instructor for that course. In 2000 Gish was involved in the development of the Texas State Athletic Trainers' Association and was elected to be the Region Eight representative for that group. He served as the NCAA Division I FCS representative on the College/University Athletic Training Committee for District Six of NATA. He is also a past-president of the Alamo Area Athletic Trainers Association.

Gish was awarded the 2010 Service Award by the National Athletic Trainers' Association for service to the profession.

During his tenure at Texas State, Gish worked as a volunteer at the Olympic Training Center in Colorado Springs and was a member of the medical staff at the 1995 U.S. Sports Festival in Denver. He was appointed to the medical staff for the USA Track and Field Team when it participated in the 2004 World Junior Championships in Grosseto, Italy and at the 2007 NACAC Championships in the Dominican Republic.

Gish came to Texas State in January, 1990, from San Marcos High School where he was the Rattlers' athletics trainer for four years. He also worked as an assistant athletic trainer at Louisiana-Lafayette for two years.

Gish began his athletic training background under Dennis Hart at North Mesquite High School. He earned a bachelor's degree from North Texas in 1984 and completed a master's degree from Texas State in 1990.

Gish and his wife Karen, a 1987 Texas State graduate, have a daughter, Madison and a son, Hayden.





DICK MILLER
Athletic Equipment Manager
Second Season at Texas State
Florida State

Dick Miller is in his second season as the Texas State football program's equipment manager. Miller came to Texas State from North Texas, where he was the assistant equipment manager for six seasons.

In addition to his duties at North Texas, Miller was the head equipment manager for the Rhein Fire of NFL Europe in 2007 and the assistant equipment manager for NFL Europe's Berlin Thunder from 2002-06. While he was with Berlin, the Thunder won a pair of World Bowl championships in 2002 and 2004. He also was a training camp intern for the Tampa Bay Buccaneers in 2001 and the San Diego Chargers in 2002.

Miller also served as a student equipment manager at Florida State from 1995-00, and worked with four bowl teams as the Seminoles played in the 1996 Orange Bowl, 1998 and 2000 Sugar Bowls and the 1999 Fiesta Bowl. Florida State also won the 1999 national championship.



ANDREW WATT
Video Coordinator
Fourth Season at Texas State
Texas State, 2004

Andrew Watt is in his fourth year as the video coordinator for athletics at Texas State. A former Bobcat student, Watt returned to his alma mater in August 2007 after working at Webb Electronics in Carrollton, Texas as a software quality assurance representative from March 2005-July 2007. He went to Webb Electronics after graduating from Texas State in 2004, where he served as a student videographer during his senior year.



Bobcat Angels Marsh Bailiff and Betty Williams volunteer their time throughout the year, serving as receptionists and handling administrative duties for the football program.



LINDA GUTIERREZ
Administrative Assistant for Football
21st Season at Texas State

This November 1st will mark the 21st year in which Linda Gutierrez has served as the administrative assistant to Texas State's head football coach. During that tenure, she has worked with seven different Bobcat head coaches — John O'Hara (1989), Dennis Franchione (1990-91), Jim Bob Helduser (1992-96), Bob DeBesse (1997-2002), Manny Matsakis (2003), David Bailiff (2004-2006) and currently with Brad Wright (2007-present).

Prior to joining the Texas State staff, Gutierrez was employed by San Marcos CISD as an administrative assistant for Dr. LaRue Miller and Pat Curtin at Crockett Elementary School.

She also was an active member of several community organizations while her children, Dawn and Russell, attended San Marcos CISD schools. She served as treasurer and president of the San Marcos High School Girls Booster Club; vice president and president of Crockett Elementary PTO; secretary and vice president of the San Marcos High School Baseball Booster Club and gave an unlimited number of volunteer hours for Greater San Marcos Little League.

A native of San Marcos, Gutierrez graduated from San Marcos High School and attended Texas State.

ATHLETICS MISSION STATEMENT

The Department of Athletics provides a competitive, diverse, equitable sports program in compliance with the applicable rules and regulations that creates opportunities to:

- Earn a degree
- Develop into ethical, well-rounded, civic-minded individuals
- Achieve athletic potential

The Department of Athletics also strives to achieve, with character and integrity, a winning tradition across all athletic programs at Texas State, a tradition that engenders:

- University pride
- Positive community relations
- Institutional prestige
- Quality sports entertainment

The values the Department of Athletics embrace in order to achieve its' mission include: honesty, integrity, loyalty, sportsmanship and responsibility, as well as equity and respect for all students and staff regardless of ethnicity and/or gender.

2010 PREVIEW

The Texas State football team enters the 2010 campaign looking for its third straight winning season and to challenge for a Southland Conference championship with several new faces on offense combined with a veteran and improved defensive unit.

The Bobcats won their first outright Southland Conference championship two years ago and were in contention for another title until the final play of their 10th game last season. Their 7-4 record marked the first time since 1991 that Texas State had two straight winning seasons. If they post a third straight winning season this year, it would mark the first time since 1984 that the Bobcats have accomplished the feat.

The Bobcats also finished the 2009 campaign ranked 24th nationally by the FCS Coaches Association and 25th by *The Sports Network* to mark the first time in school history that the Bobcats were nationally-ranked in back-to-back seasons as a NCAA Division I school. Texas State also posted a 5-2 record against Southland Conference opponents for the second straight year.

The 2009 team featured one of the nation's top seven passing offenses and was ranked 14th nationally in scoring defense. However, this season Texas State will have a new quarterback at the helm and head coach Brad Wright is expecting an improved Bobcat defense.

"One of the best things to come out of spring practice is that we have shown that we could be a pretty good defensive team," Texas State head coach Brad Wright said. "Most of the players have played a lot for us, and I believe they improved during spring practice. In addition, some of our younger players who redshirted last season were also able to get some reps. Overall, we could be much improved on defense."



Marcus Clark returns to his starting Sam linebacker position for the fourth straight year after leading Texas State with 95 tackles in 2009.



Adley Eshraghipour earned All-Southland Conference recognition in his first season as a full-time starting defensive tackle.

NINE RETURNING STARTERS ON DEFENSE

There are nine defensive players who started for the Bobcats at six different positions returning from 2009. They include Ron Jackson and Adley Eshraghipour on the defensive line; Marcus Clark and Bryan Iwuji at linebacker; along with T.P. Miller, Darryl Morris, Derek Lopez, Kenneth Hampton and Mario Wiggins in the secondary.

UP FRONT ON DEFENSE

A transfer from Arizona, Jackson began his career with the Bobcats as starting defensive end. He led the Bobcats in quarterback sacks with four to go along with his 37 tackles.

Last season, Eshraghipour also stepped in as a starting defensive tackle and earned All-Southland Conference Honorable Mention honors after registering 42 tackles and tied for the team lead with two fumble recoveries as a defensive tackle.

This season, Wright is looking for senior Sam Pier to take over as a starter at the bandit end. Pier won the nod last spring after playing on special teams and serving as a reserve end each of the past two seasons. Senior Leon Woolsey also provides experienced depth at defensive end.

One of the most pleasant surprises in spring drills was the improved play of Ralston Dews, who registered two tackles in six games as a reserve lineman last season. Wright feels that if his improvement continues, he could develop into "a force" for the Bobcats in the middle of their defensive line.

Texas State has some additional depth on its defensive line with a group of five redshirt freshmen who have the potential to step in as contributors. They are defensive ends Jordan Norfleet and Jamie Clavell-Head, tackles Jeff Clermond and Rodrigo Martinez, along with nose tackle Prestin Brown.

"We knew they had the potential to be very good players for us when we recruited them," Wright said. "They just need to get some experience and continue to learn how (defensive line coach Mike Bugar) wants them to play."

TOP TWO LEADERS RETURN AT LINEBACKER

Clark and Iwuji started all 11 games in 2009. Clark led the team in tackles from his Sam linebacker position with 95, including eight tackles for losses and two quarterback sacks. Clark also intercepted one pass, broke up two others and leads the returning players with five quarterback hurries.

Iwuji was second on the team in tackles with 67 in his first season as a full-time starter at the Will linebacker post.

Another pleasant surprise for Texas State last spring was the play of sophomore Brian Lilly, who enters fall practices listed as the starter at the "Mike" linebacker position.

Joplo Bartu, Josh Minde and Charles Holmes also give the Bobcats some experienced depth.

MORE DEPTH IN SECONDARY

In the secondary, Darryl Morris started the last eight games of the season at cornerback and broke up six passes to lead the Bobcats. He also registered 40 tackles, including 26 solo and two tackles for losses. Lopez started three games and saw action in all 11 contests. He registered 30 tackles and ranked second among team leaders after breaking up five passes.

The Bobcats have senior Drenard Williams returning as a former starting cornerback after he sat out the 2009 season with an injury. Williams recorded 39 tackles and broke up nine passes to lead the Bobcats while making 12 starts in 2008. Redshirt freshman Phillip Benning also gained some experience in spring drills.

T.P. Miller started all 11 games at strong safety. Miller intercepted one pass and broke up another pass to go along with his 41 tackles. Kenneth Hampton made eight starts at free safety and ranked third on the team with 66 tackles.

Mario Wiggins started the other three games, and he intercepted a pass and returned it 48 yards. Wiggins also recorded 10 tackles for the Bobcats.

Sophomore Jason McLean, along with redshirt freshmen Justin Iwuji, Tevron Johnson and Xavier Daniels will contend for playing time as well.

NEW LOOK ON OFFENSE

Texas State's new look on offense includes a new co-offensive coordinator and quarterbacks coach, and new starters at both offensive tackle, tight end, running back and quarterback positions.

Slade Nagle returns to the Southland Conference as Texas State's co-offensive coordinator and quarterbacks coach after serving on LSU's coaching staff in 2009. Prior to last season, Nagle served as the offensive coordinator at Northwestern State and was a record-setting quarterback at McNeese State.

One thing that will not change is that the Bobcats will use the same offensive system that produced a 2,000-yard passer; a 1,000-yard rusher; 1,000-yard receiver twice, and boasted one of the nation's top scoring offenses.

ON THE OFFENSIVE FRONT

Another key to Texas State's success has been its offensive line play under assistant head coach and co-offensive coordinator Ben Norton. Last season, the Bobcats ranked among the nation's Top 25 teams in fewest sacks allowed for the second straight season. Texas State has four players returning with starting experience. Headlining the list is junior right guard D.J. Hall, who was an All-Southland Conference First-Team selection in 2009, and has been an All-SLC performer in each of the last two years. Hall enters 2010 having made 24 consecutive starts.

Junior Steven Kenney also started 11 games at center for Texas State last season, while Winston Ruelas returns at left guard. He started two games last season and made eight starts at left guard in the last two seasons. Another returning starter is Jason Hannan. The Oklahoma transfer stepped in for Ruelas and started three games. Hannan moved to the right tackle alongside Hall in spring drills.



Kenneth Hampton registered 66 tackles in his eight games as a starting free safety.



Two-time All-Southland Conference performer D.J. Hall leads Texas State's offensive line.

Junior college transfer Michael Chambers emerged as the other starter at left tackle in spring practice after redshirting last season. Jonathan Vernon gives Texas State some experience depth at both tackle positions and senior Taylor Haese will back up Kenney at center and could also see action at either guard position.

McCLENDON STEPS IN AT TIGHT END

Senior Woody McClendon steps in as the starter at tight end. A former junior college All-American, McClendon played in all 11 games while sharing time with departed starter Andrew Brooks last season. He caught three passes for 20 yards and a touchdown. Redshirt freshman Devin Baker provides depth behind McClendon.

HAWKINS EMERGES AT QUARTERBACK

When preseason camp opens this fall, all eyes will be focused on the quarterback position, where the Bobcats must replace Bradley George, a record-setting four-year starter. George broke Texas State's career passing records for most yards and touchdowns. He capped off his illustrious career being selected as the Southland Conference Offensive Player and Student-Athlete of the Year after completing 258 of his 409 passes for 3,121 yards and 23 touchdowns. His passing yardage ranked second in the SLC, and he had the league's sixth-best passing efficiency rating of 140.4.

Sophomore Tim Hawkins stepped forward last spring and enters fall drills as the top candidate to replace George. Hawkins is an athletic quarterback who served as George's backup in 2010.

"He has a lot of athletic ability," Wright said. "He just needs to continue learning to make the right decisions on where to throw the ball."

Hawkins completed five of his nine passes for 36 yards and threw his only touchdown pass against nationally-ranked TCU. He also is a very good runner who gained 165 yards and scored another touchdown on 20 carries.

Texas State has further depth at the quarterback position in Alvaro Garcia, Bryan Hill and true freshman Tyler Arndt. Garcia has split time playing at the quarterback and wide receiver positions. He completed one of his two passes for 21 yards in 2009. Hill is a transfer from Houston, while Arndt was one of the top 32 high school quarterbacks in the nation while playing at Cuero last year.

"We need them to limit their mistakes and get the ball into the hands of our playmakers on offense," Wright said.

GROUP OF PRODUCTIVE RECEIVERS RETURN

Heading the list of playmakers is a group of veteran wide receivers who combined for 160 receptions for 2,021 yards and 16 touchdowns.

The Bobcats will have record-setting wide receiver Da'Marcus Griggs returning for his senior season. Griggs caught 80 passes for 969 yards and eight touchdowns while earning All-Southland Conference Second-Team honors last season. He broke former All-American Cameron Luke's 2008 record of 72 catches.

Griggs is one of four returning wide receivers who started for the Bobcats in 2009.

The other receivers are senior Daren Dillard, junior Darius Bolden and Garcia.

Dillard started three games and ranked second behind Griggs with 43 catches for 643 yards and six touchdowns. Bolden made seven starts and caught 15 passes for 204 yards and one touchdown.

In addition to serving as a backup quarterback, Garcia caught 22 passes for 305 yards and one touchdown. One of his catches was for 71 yards, which was the longest pass caught by a Bobcat last season.

REDDIC AND IMADE STEP IN AT RUNNING BACK

Wright also looks for sophomore Frank Reddic and redshirt freshman Dexter Imade to take over at running back. Reddic gained 206 yards and scored six touchdowns on 53 carries last season as a



Record-setting wide receiver Da'Marcus Griggs returns to lead Texas State's receiving corps.

true freshman after rushing for over 2,000 yards and 22 TD's as a senior at Kilgore High School.

Before he sat out last season as a redshirt, Imade rushed for 1,515 yards and 14 touchdowns as a senior at Rowlett High School.

"Frank gives us a big, physical back who is a strong downhill runner," Wright said. "Dexter began this spring at 205 pounds and is similar in that he can get downhill fast."

Fullback Jeff McVaney sat out spring drills for the second straight season because he played for Texas State's baseball team. He served as a starting outfielder, designated hitter and relief pitcher for the baseball team. As a member of Texas State's football team in 2009, he started one game as a fullback. He also caught two passes out of the backfield for 30 yards and had four carries for nine yards. In addition, he recorded nine tackles as a member of Texas State's special teams.

Texas State also returns two experienced kickers on special teams. Junior punter Ben Follis averaged 39.3 yards on 39 punts last season and recorded a 59-yard punt in each of the last two seasons.

Sophomore kicker Justin Garelick connected on seven of his eight field goal attempts last season before missing the last four games of the season with a knee injury. Garelick kicked a season-long, 44-yard field last season.

As the 2010 season approaches, Texas State enters its fall drills focused on achieving a third straight winning season and national ranking. In order to achieve these goals, the Bobcats are depending on some seasoned and experienced players to mature into a solid defense and a signal caller on offense to emerge and get the ball into the hands of some experienced and talented playmakers on offense.



CEDRIC ALEXANDER **83**
 Wide Receiver
 6'2" • 185 • Junior • IL
 Round Rock, Texas
 Stony Point High School
 Hardin Simmons


2009
 Played in 10 games and made one start as a wide receiver against TCU ... caught nine passes for 152 yards and a touchdown ... ran the ball nine times for 54 yards and a touchdown ... gained 25 yards and scored a touchdown on four carries against Angelo State ... caught a 48-yard touchdown against the Rams ... had one catch for 11 yards at TCU ... had a season-best three catches for 81 yards versus Texas Southern ... caught three passes for 29 yards against Southeastern Louisiana ... had one catch for 31 yards versus Stephen F. Austin and one catch for 27 yards at Northwestern State.

College
 Played in four games at Hardin Simmons...caught three passes for 49 yards...longest reception was 33 yards against Mississippi College.

High School
 Lettered in football and basketball at Stony Point High in Round Rock, Texas...caught winning touchdown pass in 18-17 victory over McNeil to cap an 80-yard drive in the final 29 seconds to set up possible playoff berth as a junior ... caught 22 passes for 371 yards as a senior ... best game came against Cedar Park when he caught five passes for 111 yards.

Personal
 Born Dec. 13, 1988 ... son of Willie Alexander and Kristin King ... major is exercise and sports science.

CAREER STATISTICS AT TEXAS STATE								
Year	G	Rec	Yds	TD	Lg	Rec/G	Avg/C	Avg/G
2009	10	9	152	1	48	0.9	16.9	15.2



STEVEN ALVAREZ **85**
 Wide Receiver
 6'0" • 185 • Senior • IL
 Austin, Texas
 Bowie High School
 Sam Houston State


2009
 Played in 11 games as a member of the special teams ... had seven solo tackles ... had two assisted tackles one against the Southeastern Louisiana and the other against Sam Houston State... caused one fumble and recovered a fumble against Nicholls ... earned Texas State's Oak Farms Dairy Academic Award.

2008
 Played in two games as member of Texas State's special teams ... had one unassisted tackle at McNeese State.

High School
 Named to the 2005 Academic All-State Second Team by the Texas High School Coaches Association ... also lettered in baseball, track and cross country at Bowie.

Personal
 Born Nov. 10, 1987 ... son of Steve and Rosa Alvarez ... father is an executive marketing manager and serves in the military ... mother is a school counselor ... major is business management ... his three sisters, Shaunte Minor, Jennifer Dominguez and Melissa Alvarez, run cross country at Sam Houston State ... brother-in-law, Obrey Minor, plays football for the Bearkats.

Year	CAREER STATISTICS									
	G	UA	A	Tackles	TFL	Yds	PD	FF	FR	Blkd
2008	2	1	0	1	0	0	0	0	0	0
2009	11	7	2	9	0	0	0	0	0	0
Totals	13	8	2	10	0	0	0	0	0	0




ED AMERSON **6**
 Wide Receiver
 6'5" • 190 • Sophomore • Transfer
 Keller, Texas
 Keller Central High School
 Austin College

2009
 Did not play ... earned Texas State's Oak Farms Dairy Academic Award.

College
 Played in 10 games at Austin College ... caught 18 passes for 308 yards and two touchdowns ... his two touchdowns tied for the team lead.

High School
 Named All-District 5-5A First-Team selection as a senior ... also selected as an Academic All-State Second Team player ... was a member of Keller Central's basketball and track and field teams ... competed in the high jump, long jump and triple jump in track ... was a regional qualifier ... graduated in the top 10 percent of his class.

Personal
 Born Feb. 6, 1990 ... son of Mike and Jennifer Amerson ... major is business ... hobbies include playing video games and the guitar.




DEVIN BAKER **88**
 Tight End
 6'5" • 230 • Freshman • Redshirt
 Canyon Lake, Texas
 Smithson Valley High School

2009
 Sat out the season as a redshirt.

High School
 Starting tight end at Smithson Valley High School, which finished 2008 season with a 13-2 record before falling in the State semifinal game against Katy ... played for coach Larry Hill ... great blocker for one of state's most prolific rushing offenses ... also caught 12 passes for 161 yards ... earned Academic All-State and Second-Team All-District 26-5A honors in 2008 ... was a two-time Academic All-State selection.

Personal
 Born Dec. 3, 1990 ... son of Frank and Angela Baker ... major is economics ... hobbies include water skiing, wake boarding, riding a dirt bike, hunting and fishing ... was also recruited by Baylor, Abilene Christian and Incarnate Word.





JOPLO BARTU **31**
Linebacker
 6'2" • 203 • Sophomore • 1L
 Hockley, Texas
 Waller High School

2009
 Played in 11 games ... had 24 solo tackles and 28 assisted tackles for a total of 52 ... registered three tackles for a loss of 12 yards ... season-best was a tackle for loss of nine yards against Stephen F. Austin ... had one sack for minus eight yards ... had four quarterback hurries ... forced one fumble against Southeastern Louisiana and recovered two fumbles against Texas Southern.

2008
 Sat out the season as a redshirt.

High School
 First-Team All-District tight end and linebacker for 10-4 state semifinalist Waller High School ... *Rivals.com* two-star recruit ... high school coach was Jim Phillips

Personal
 Born Oct. 3, 1990 ... son of Ester Jackson ... brother of former Bobcat defensive lineman, Wellington Deshield ... major is exercise and sports science.

CAREER STATISTICS

Year	G	UA	A	Tackles	TFL	Yds	PD	FF	FR	Blkd
2009	11	24	28	52	3.0	12	0	1	2	0



PHILLIP BENNING **26**
Cornerback
 6'0" • 170 • Freshman • Redshirt
 The Colony, Texas
 The Colony High School

2009
 Sat out the season as a redshirt.

High School
 First-Team All-District 5-4A selection as a defensive back for coach Rudy Rangel...named the District Special Teams MVP in 2008 after helping lead The Colony to a 7-3 record ... member of the school's track team ... competed in the 100 meters, 4x100 and 4x200-meter relays ... named Academic All-District selection ... listed on the school's A-B Honor Roll and on the President's List.

Personal
 Born Jan. 1, 1991 ... son of Kenneth and Rene Benning ... hobbies include playing video games and other sports ... also recruited by Kansas, Houston, Tulsa, Stephen F. Austin and Abilene Christian.



DARIUS BOLDEN **80**
Wide Receiver
 6'0" • 175 • Junior • 2L
 Houston, Texas
 Cypress Falls High School

2009
 Played in 11 games ... caught 15 passes for 204 yards ... caught three passes for 81 yards against Texas Southern ... had three receptions for 29 yards against Southern Louisiana ... caught two passes for 30 yards and a touchdown at Central Arkansas ... had two receptions for 24 yards against Stephen F. Austin and two catches for 21 yards at Nicholls ... recorded six tackles, three solo and three assisted, on special teams ... two tackles came against Southern Louisiana game ... forced a fumble against Texas Southern ... earned Texas State's Oak Farms Dairy Academic Award.

2008
 Played in 12 games as a true freshman ... caught six passes for 74 yards ... caught two passes at Stephen F. Austin for 36 yards, including a season-long catch of 30 yards ... also caught two passes against SMU.

High School
 Named First-Team All-District 17-5A, First-Team All-Greater Houston ... second-Team All-State 5-A selection by THSCA ... had 63 receptions for 1206 yards and 10 touchdowns for 9-3 Cy Falls High School ... selected to play in the Texas High School All-Star Game and represented Texas in the Bayou Bowl All-Star Game vs. Louisiana ... high school coach was Dave Raffield.

Personal
 Born April 30, 1990 ... son of LaTerra Simpson ... has one brother, Darien ... major is industrial engineering.

CAREER STATISTICS

Year	G	Rec	Yds	TD	Lg	Rec/G	Avg/C	Avg/G
2008	12	6	74	0	30	0.5	12.3	6.2
2009	11	15	204	1	45	1.4	13.6	18.5
Totals	23	21	278	1	45	0.9	13.2	12.1




PRESTON BROWN **53**
Defensive Line
 6'3" • 250 • Freshman • Redshirt
 Chishcogo, Minn.
 Grand Prairie High School

2009
 Sat out the season as a redshirt.

High School
 Three-time All-District 7-5A selection for head coach Gary Bartel ... named First-Team All-District selection in 2008 and First-Team Academic All-District selection in 2008 ... named Second-Team All-District defensive end in 2006 and 2007 ... also lettered three years in wrestling and track ... played baseball in 2007 ... member of the National Honor Society and served on the student council.

Personal
 Born April 10, 1991 ... son of Lisa Woodard ... major is counseling ... selected to play for the USA Football's Junior National Team at the 2009 Junior World Football Championships in Canton, Ohio ... major is psychology ... also recruited by SMU, TCU and Louisiana Tech.



AARON CANADY **27**
Corner Back
 5'9" • 170 • Freshman • Redshirt
 San Marcos, Texas
 San Marcos High School

2009
 Sat out the season as a redshirt.

High School
 Two-time All-District 26-4A selection... earned First-Team honors as a senior ...also named an All-District First-Team selection and was a Regional Finalist in the long and triple jump ... also was a member of the track team's 4x100-meter relay team member of the National Honor Society.

Personal
 Born Oct. 8, 1990 in Seguin, Texas ... son of Alvin and Cheryl Canady of Martindale ... younger brother of former Bobcat running back Alvin Canady ... major is business at Texas State ... also recruited by UTSA, Abilene Christian and Stephen F. Austin.




MICHAEL CHAMBERS **55**
Offensive Line
 6'3" • 280 • Junior • Redshirt
 Merced, Calif.
 Merced High School
 Merced Community College

2009
 Sat out the season as a redshirt.

College
 Joined Texas State's roster last spring after playing two seasons at Merced Community College ... two-time All-Conference selection.

High School
 Earned All-Conference honors as a junior and senior at Merced High School ... earned All-Section honors as a senior ... named one of the Top 72 offensive linemen by ESPN ... three-time conference champion in wrestling ... finished fifth in freestyle wrestling at the state tournament.

Personal
 Born April 24, 1989 in Merced ... son of Beatrice McCutchen ... major is criminal justice.



MARCUS CLARK **52**
Linebacker
 5'10" • 210 • Senior • 3L
 Fort Worth, Texas
 Everman High School

2009
 Played in 11 games ... had a total of 95 tackles, 39 solo and 56 assisted ... during the Northwestern State game he had seven solo tackles and six assisted and two solo tackles and 14 assisted tackles at the Stephen F. Austin game ... had a total of eight tackles for a loss of 29 yards ... had two tackles for a loss of 12 yards during the Texas Southern game ... had two sacks for 18 yards one during the Texas Southern game for 9 yards and the other at Central Arkansas for 9 yards ... had one interception for 25 yards during the McNeese State game ... recorded five quarterback hurries ... broke

two passes with one at Southern Utah and the other at Central Arkansas.

2008
 Ranked second among team leaders with 85 tackles ... recorded a season-best 12 stops against Montana in the NCAA Division I FCS playoffs ... also recorded 10 tackles against Northwestern State ... had nine unassisted stops at Southeastern Louisiana ... intercepted a pass and returned it 37 yards at Sam Houston State ... tallied nine tackles against Central Arkansas ... recorded eight quarterback hurries during the season with a season-best of four versus Texas Southern ... had three quarterback sacks and broke up three more passes.


2007
 An All-Southland Conference honorable mention ... tied for second in the Southland with four interceptions ... led the Texas State defense with 71 tackles, including 40 unassisted ... his 71 tackles tied for tenth in the conference ... led the Bobcats with four interceptions ... added four tackles for loss and four passes defended ... tallied one sack and assisted on another sack ... posted five quarterback hurries ... had three games with double-digit tackles, including a career-high 12 stops against Northwestern State ... set up a third quarter Bobcat touchdown with an interception against Sam Houston State ... intercepted a pass and returned it 31 yards while assisting on a sack and six tackles at Baylor ... posted a sack for a loss of 17 yards against Cal Poly in his first-ever game.

High School
 Named Everman's Defensive Player of the Year as a senior when he registered 80 tackles and 12 quarterback sacks ... he was a two-time Defensive Lineman of the Year ... as a junior he had 94 tackles and 14 quarterback sacks ... named First-Team All-District 9-4A ... during career played defensive end, linebacker, running back, tight ends and at the slot receiver position ... prep coach was Dale Keeling ... a two-time state powerlifting champion at the Texas Division I 4A/5A, 198-pound class level.

Personal
 Born April 10, 1989 in Fort Worth ... son of LaQuita and Jeff Clark ... younger brother of former Bobcat defensive lineman Nick Clark ... majoring in business.

CAREER STATISTICS

Year	G	UA	A	Tackles	TFL	Yds	PD	FF	FR	INT
2007	11	40	31	71	4.0	25	4	0	0	4-69
2008	13	42	43	85	7.0	29	4	1	1	1-37
2009	11	39	56	95	8.0	29	3	1	2	1-25
Totals	35	121	130	251	19.0	83	11	2	3	6-131




JAMIE CLAVELL-HEAD **43**
Defensive End
 6'3" • 260 • Freshman • Redshirt
 Reno, Nev.
 Bishop Manogue High School

2009
 Sat out the season as a redshirt.

High School
 Two-Time All-Sierra Conference selection for coach Paul Mills ... helped Miners finish with an 11-2 record in 2008 ... finished his senior season with 86 tackles ... best game came against Damonte when he had three sacks ... performed 100 hours of public service helping the disadvantaged and handicapped adults and kids.

Personal
 Born March 4, 1991 ... son of former Texas State All-American Tommy Head and Holly Clavell-Head ... major is communications at Texas State ... also recruited by SMU and Nevada.



JEFF CLERMOND **93**

Defensive Line
6'2" • 280 • Freshman • Redshirt
 DeSoto, Texas
 DeSoto High School

2009
 Sat out the season as a redshirt.

High School
 Honorable-Mention All-State selection after earning First-Team All-District I I-5A honors ... played for coaches Claude Mathis and Mark Brady ... helped lead DeSoto to a district championship and the second round of the playoffs ... three-year letterman in football and track ... earned player of the week honors in 2008 ... was a four-time regional champion in the shot put and discus ... member of the National Honor Society ... named to school's honor roll.

Personal
 Born May 16, 1991 ... son of Germite Cerine and Marcel Jacques ... major is biology ... also recruited by Baylor, Texas A&M, Northwestern State, Texas Southern and Florida A&M.




LEE CONOLY **63**

Offensive Line
6'3" • 255 • Freshman • Redshirt
 Lubbock, Texas
 Frenship High School

2009
 Sat out the season as a redshirt.

High School
 Unanimous First-Team All-District 4-4A selection after helping to lead Frenship to a 13-1 record ... also named to the All-City First-Team Offensive Lineman and All-South Plains 5A-4A First Team ... three-year letterman and two-year starter who led Frenship to a combined 23-4 record ... member of the Future Farmers of America.

Personal
 Born October 2, 1990 ... son of Tim and Dawn Conoly hobbies include hunting and fishing ... also recruited by Angelo State and West Texas A&M.



XAVIER DANIELS **18**

Defensive Back
6'0" • 165 • Freshman • Redshirt
 Giddings, Texas
 Giddings High School

2009
 Sat out the season as a redshirt.

High School
 Named Class 3A State Defensive Player of the Year and First-Team All-State ... played for coach Derek Fitzhenry ... earned All-District 25-3A honors ... member of the track team and scored the most points at the District 25-3A championships ... earned the Earl Hill Award ... named the MVP for both the football and basketball teams .

Personal
 Born May 15, 1991 ... son of Elvera Davis ... his cousin Brodney Pool plays for the Cleveland Browns ... major is business management.



RALSTON DEWS **72**

Defensive Tackle
6'1" • 340 • Sophomore • IL
 Tyler, Texas
 Robert E. Lee High School

2009
 Played in six games as a reserve nose guard ... recorded two tackles ... had one stop at TCU ... also recorded a tackle at Southern Utah.


2008
 Sat out the season as a redshirt.

High School
 Named All-District at Tyler Lee after posting 68 pancake blocks in 2007 ... played at North Shore High School prior to attending Lee ... helped lead North Shore to three district championships as an All-District pick ... also lettered in track.

Personal
 Born Sept. 26, 1989 ... son of Charles and Regina Dews ... has a sister, Sharletta ... major is criminal justice..

CAREER STATISTICS

Year	G	UA	A	Tackles	TFL	Yds	PD	FF	FR	Blkd
2009	6	2	0	2	1.0	1	0	0	0	0



DAREN DILLARD **13**

Wide Receiver
6'2" • 180 • Junior • 2L
 Garland, Texas
 Lakeview Centennial High School

2009
 Played in 11 games ... ranked 77th nationally seventh in the Southland Conference with 58.5 receiving yards per game ... caught 43 passes for 643 yards and six touchdowns ... ended the season with a season-high of 11 catches for 178 yards and two touchdowns ... recorded nine catches for 147 yards and one TD ... caught six passes for 77 yards and one touchdown against Southeastern Louisiana ... caught four passes against TCU, Texas Southern and Northwestern State ... returned an on-side kickoff 38 yards for a touchdown against Angelo State ... had three tackles two solo one against Texas Southern and the other against Nicholls and had one assisted tackle against Sam Houston State.

2008
 Played in 13 games ... ranked third among team leaders after catching 25 passes for 433 yards and five touchdowns ... had a season-best four receptions for 54 yards and one touchdown against Central Arkansas ... caught three passes for 81 yards and a touchdown versus Northwestern State ... netted three catches for 42 yards and a TD at McNeese State ... had two receptions for 65 yards at Montana ... caught two passes for 54 yards in his collegiate debut versus Angelo State.

2007
 Sat out the season as a redshirt.

High School


Threw for 2,285 yards and 15 touchdowns and rushed for 168 yards and five more scores as a senior at Garland's Lakeview Centennial High School ... ranked No. 10 in the state in Class 5A passing yards according to the Texas High School Coaches Association's statistical rankings ... completed 158-of-301 passes ... was a unanimous selection as team's most valuable player as a junior, passing for 2,118 yards and 13 TDs ... ranked No. 10 in the DFW Metroplex's area statistical rankings by the Dallas Morning News ... threw for 909 yards and seven touchdowns in six games after becoming Lakeview's starting quarterback as a sophomore ... was named District 11-5A's Sophomore of the Year by the Morning News ... two-sport athlete at Lakeview who averaged 19 points per game in basketball ... prep football coach was Don Willis while Tony Mauldin was the head coach for Dillard and the Patriot basketball team.

Personal

Born Sept. 15, 1988 in Manhattan, Kan. ... son of DeVonn Schurlark ... major is exercise and sports science.

CAREER STATISTICS

Year	G	Rec	Yds	TD	Lg	Yds/Rec.	Avg/G
2008	13	25	433	5	48	17.3	33.3
2009	11	43	643	6	39	15.0	58.5
Totals	24	68	1076	11	48	15.8	44.8



CHIOMA EMUKA

Offensive Tackle
6'1" • 275 • Junior • Transfer
Houston, Texas
Westside High School
Tarleton State

69

College

Played two seasons at Tarleton State ... helped the Texans post a 10-2 record in 2008.

High School

Was a three-sport letterman at Westside High School ... helped football team finish 10-2 in 2007... also was a member of the wrestling and track teams ... threw the discus and shot put in track.

Personal

Born July 25, 1989 in Houston ... son of Bede Emuka and Patricia Corbett ... hobbies include music ... major is economics at Texas State ... was also recruited by Howard Payne.



ADLEY ESHRAGHIPOUR

Defensive Lineman
6'4" • 250 • Junior • 2L
Arlington, Texas
Martin High School
UNLV

94

2009

Earned All-Southland Conference Honorable Mention honors ... recorded a total of 42 tackles 16 solo and 26 assisted ... had five solo tackles and five assisted tackles at Northwestern State ... had three tackles for a loss of six yards ... recorded one sack for three yards ... recovered two fumbles one during the Texas Southern game and the other during the Southeastern Louisiana game ... hurried the quarterback two times, broke two passes, and had one interception.

2008

Played in 11 games for the Bobcats ... tallied 22 tackles, including nine un-

sisted stops ... had a season highs of nine total and four unassisted tackles against Northwestern State ... also had four tackles against Montana in a NCAA Division I FCS playoff game.

College

Joined team in spring semester and participated in spring drills after attending UNLV as a part-time student.

High School

A two-year letterwinner at Martin HS ... Led the offensive line with 63 pancake blocks for the Warriors ... Earned first team all-district and second team all-area honors as a senior.

Personal

Born on Dec. 15, 1988 ... Son of Billy and Brenda Eshraghipour ... major is exercise and sports science.

CAREER STATISTICS

Year	G	UA	A	Tackles	TFL	Yds	PD	FF	FR	INT
2008	11	9	13	22	1.5	10	0	0	0	0-0
2009	11	16	26	42	3.0	6	3	0	2	1-0
Totals	22	25	39	64	4.5	16	3	0	2	1-0



BEN FOLLIS

Punter
5'11" • 190 • Junior • 2L
Arlington, Texas
Martin High School

48

2009

Played in 11 games ... had 39 punts for 1531 yards ... averaged 39.3 yards per punt ... punted eight times for 354 yards against TCU, and averaged 44.2 yards ... longest punt was 59 yards against Sam Houston State where he punted three for 124 yards and averaged 41.3 yards ... had 12 punts inside the 20 ... had seven kickoffs for 435 yards and averaged 62.1 yards against Angelo State ... rushed five times for 41 yards ... his longest run was 22 yards against Angelo State.

2008

Played in 11 games as a true freshman ... averaged 38.3 yards on 42 punts ... had a season-long 59-yard punt, and punts of 52 yards and 46 yards twice while averaging a season-best 47.6 yards on seven kicks against Northwestern State ... also made one unassisted tackle against the Demons ... averaged over 40 yards in four other games ... had four punts for 170 yards and a 42.5 average at Sam Houston State ... averaged 41.3 yards on three kicks at Stephen F. Austin, 41.7 yards on three kicks versus Texas Southern and 40.3 on six punts at Northern Colorado in his collegiate debut ... punted the ball 51 yards against Southern Utah ... had 12 punts inside the 20 ... ran the ball for 34 yards on two fakes ... the first run was 18 yards at McNeese State ... also gained 16 yards against Northwestern State.

High School


A very versatile and athletic punter ... was a First-Team All-District tight end and Second-Team All-District as a senior and made First-Team All-District at punter as a junior ... as a senior he handled kickoff duties and had 32 of 53 kickoffs going for touchbacks.

Personal

Born May 11, 1990 ... son of Jim and Bonnie Follis ... major is finance.

CAREER STATISTICS

Year	G	Punts	Yards	Lg	Avg
2008	11	42	1607	59	38.3
2009	11	39	1531	59	39.3
Totals	22	81	3138	59	38.7



ALVARO GARCIA **5**
Wide Receiver • Quarterback
6'1" • 200 • Junior • 2L
Laredo, Texas
Laredo United High School

2009
 Played in 11 games ... ranked 24th among Southland Conference leaders in receiving yards with an average of 27.7 yards per game ... caught 22 passes for 305 yards ... rushed three times for eight yards ... caught four passes for 32 yards resulting in one touchdown against Stephen F. Austin ... passed for 21 yards ... had one assisted tackle against Southeastern Louisiana ... caught two passes for 82 yards against Angelo State ... earned Texas State's Oak Farms Dairy Academic Award.


2008
 Played in four games as a reserve quarterback before moving to wide receiver in the final three games ... caught his first pass against Nicholls with a 17-yard reception ... also had a 10-yard catch at Sam Houston State ... started the NCAA FCS Playoff game at Montana.

2007
 Sat out the season as a redshirt.

High School
 Second-Team Class 5A All-State selection ... earned First-Team Class 5A All-Region IV honors as a senior ... set Texas high school state record when he threw for 595 yards as he completed 31 of 53 passes and threw seven touchdowns to lead Laredo United to a 72-48 victory over San Antonio Reagan in the Class 5A playoff game... member of the Academic Honor Roll.

Personal
 Born April 13, 1984 ... son of Luis and Veronica Garcia ... major is criminal justice.

CAREER STATISTICS							
Year	G	Rec	Yds	TD	Lg	Yds/Rec.	Avg/G
2008	7	2	27	0	17	13.5	3.9
2009	11	22	305	1	71	13.9	27.7
Totals	18	24	332	1	71	13.8	18.4



JUSTIN GARELICK **28**
Place Kicker
5'11" • 150 • Sophomore • !L
Pflugerville, Texas
Pflugerville High School

2009
 Played in seven games ... made 28 of his 32 extra point kicks ... also connected on seven of his eight field goal attempts ... made all six of his field goal kicks inside 30 yards ... connected on one of his two attempts between 40 and 49 yards ... best game came against Texas Southern when he made all seven of his extra-point attempts and kicked a 44-yard field goal to score 10 points ...also scored 10 points at Nicholls when he made four extra-point tries and kicked a pair of 26-yard field goals ... averaged 49.5 yards on eight kickoffs against Southeastern Louisiana.

High School
 First-Team All-District 25-5A kicker and Third-Team All-Centex selection after connecting on 9 of his 12 field goal attempts and kicking 36 of his 37 extra-point attempts ... had 38 of his 51 kickoffs result in a touchback ... kicked a season-long 47-yard field goal twice ... once against Round Rock

and another against Conolly ... missed only two field goal attempts inside the 40-yard line ... also earned First-Team All-Pflugerville and was an Honorable Mention Academic All-State selection ... also played soccer at Pflugerville and earned Second-Team All-District and Academic All-District honors ... also was a Second-Team All-District choice during his career ... was a member of the National Honor Society and Fellowship of Christian Athletes.

Personal
 Born Nov. 11, 1990 ... son of Jeff and Connie Garelick ... also recruited by Texas Tech, Rice, Baylor and Texas A&M.

CAREER STATISTICS								
Year	G	FG	FGA	Lg	Pct	PAT	Pts	Avg
2009	7	7	8	44	87.5	28	49	7.0



Da'MARCUS GRIGGS **17**
Wide Receiver
6'1" • 185 • Senior • 2L
Bay City, Texas
Bay City High School

2010 Preseason
 Chosen one of the Top 10 FCS wide receivers by *The Sports Network* ... named Preseason Honorable Mention All-American by *Consensus Draft Service*.

2009
 Played in 11 games ... ranked ninth nationally and second among Southland Conference leaders with 12.1 receptions per game ... also ranked 12th nationally and was second in the SLC with 88.1 receiving yards per contest ... his 80 receptions broke a school record for most receptions in a season ... rushed one time for eight yards against Northwestern State ... scored eight touchdowns ... finished the season with 80 receptions for 969 yards and eight touchdowns ... caught 11 passes for 129 resulting in one touchdown against Northwestern State ... caught 11 passes for 178 yards resulting in two touchdowns against Sam Houston State ... had 10 receptions for 142 yards and a touchdown versus Texas Southern.

2008
 Played in 12 games ... caught nine passes for 101 yards ... longest reception of the season was 25 yards against Southeastern Louisiana ... caught two passes for 33 yards against Montana in the NCAA FCS playoffs ... had two catches for 14 yards at McNeese State.

2007
 Played in one game against Cal Poly before sitting out the rest of the season with an injury.

High School
 Selected the *Victoria Advocate's* All-Around Player of the Year as a senior ... also a unanimous first-team All-District 24-4A selection at both quarterback and defensive back ... also named first-team all-district as a quarterback junior year ... passed for 1700 yards and 15 touchdowns while rushing for 550 yards and another five scores as a senior ... as a junior passed for 1600 yards and 14 touchdowns ... rushed for 400 yards and had three touchdowns on the ground junior season ... was named second-team all-district sophomore season playing receiver ... caught 21 passes for 270 yards and two touchdowns sophomore season ... also played wide receiver as a freshman and was an honorable mention pick on the all-district squad ... prep coach was Alan Cherry.

Personal
 Born Oct. 9, 1987 ... son of Ywanda Griggs ... major is criminal justice.

CAREER STATISTICS

Year	G	Rec	Yds	TD	Lg	Yds/C	Yds/G
2007	1	0	0	0	0	0/0	0.0
2008	12	9	101	0	25	11.2	8.4
2009	11	80	969	8	46	12.1	88.1
Total	24	89	1070	8	46	12.0	44.6



TAYLOR HAESE

Offensive Lineman
6'1" • 290 • Senior • 2L
Burnet, Texas
Burnet High School

64

2009

Played in seven games as a reserve offensive lineman and on special teams ... was part of an offensive line that ranked 25th nationally and recorded the third fewest sacks allowed in the Southland Conference with an average of 1.36 sacks per game ... member of the Southland Conference Commissioner's Honor Roll.

2008

Played in four games as a reserve offensive lineman ... helped Texas State's offensive line hold opponents to just 1.19 sacks per game.

2007

Served as a reserve offensive lineman of the Texas State team...did not play in any games.

High School

Unanimous All-District 27-4A selection at center ... member of Burnet's district and state finalist teams as both a sophomore and junior ... in addition to lettering three years for the Bob Shipley-coached team, threw both the shot and discus for Burnet's track team and was also a regional qualifier for the school's powerlifting squad.

Personal

Born July 13, 1988 in Austin ... son of Jeff and Nancy Haese ... major is industrial technology and construction technology... member of the 2009 Southland Conference Commissioner's Honor Roll.



D.J. HALL

Offensive Lineman
6'3" • 305 • Junior • 2L
Palestine, Texas
Palestine High School

61

2010 Preseason

Chosen one of the Top 10 FCS offensive linemen by *The Sports Network* ... named Preseason Honorable Mention All-American by *Consensus Draft Service*.

2009

Earned All-Southland Conference First-Team honors ... started 11 games at right guard ... was part of an offensive line that ranked 25th nationally and recorded the third fewest quarterback sacks allowed in the Southland Conference with an average of 1.36 sacks per game ... was part of an offense that averaged over 422 yards and nearly 32 points per game.

2008

Earned All-Southland Conference Second-Team honors in his first season as a starting right guard ... started 13 games for the Bobcats ... was part of an offensive line that ranked 19th nationally allowing just 1.15 sacks per game ... helped pave the way for one of the nation's Top 25 rushing offenses with

184.1 yards per game and one of the Top 12 passing offenses with 453.23 yards per contest ... Bobcats were also one of the top seven scoring offenses in the nation with 36.4 points per game ... Texas State ranked eighth nationally in total offense with 453.23 yards per contest.

2007

Sat out the season as a redshirt.

High School

Named to the Associated Press Class 3A All-State Second Team ... also a First-Team All-District 21-3A selection after Palestine registered a 9-3 record and advanced to the quarterfinals of the Class 3A Division I football playoffs ... two-year letter winner at Palestine ... prep coach was Glen Tunstall.

Personal

Born Dec. 24, 1988 in Heilburg, Germany ... son of Shelia Hall ... major is business management.



KENNETH HAMPTON

Safety
6'1" • 189 • Senior • 3L
Tyler, Texas
John Tyler High School

25

2009

Played 11 games ... had a total of 66 tackles, 39 solo and 27 assisted ... had seven solo tackles and one assisted tackle against Central Arkansas ... had five solo tackles and six assisted tackles against McNeese State ... broke one pass.

2008

Earned All-Southland Conference Honorable Mention honors ... played in 12 games ... started nine games at strong safety ... registered 42 tackles, including 20 solo stops ... ranked second among team leaders with three interceptions ... broke up six other passes ... intercepted his first pass of the season against Southern Utah ... also intercepted passes against Northwestern State and Southeastern Louisiana ... had a season-high eight tackles against Texas Southern ... also made seven stops at Montana in the NCAA FCS playoff game.

2007

Saw action in nine games ... registered 23 total tackles, including 16 unassisted blocks ... opened the season against Cal Poly with a pair of solo and assisted tackles ... followed with 11 combined tackles against Abilene Christian and Baylor ... closed out the season with eight-of-nine unassisted SLC stops, included three against both SFA and Nicholls.

High School

After playing defensive end as a junior, saw action at both cornerback and safety at John Tyler High School ... recorded 42 tackles, including 25 solo stops during senior season ... also broke up five passes and intercepted two others ... team posted an 8-3 record during his senior season... was named second-team all-district ... prep coach was Thomas Brooks ... also ran track at John Tyler ... member of relay teams which qualified for regional championships in the 4 x 200 and 4 x 100.

Personal

Born July 20, 1988 in Tyler, Texas ... son of Kenneth and LaQuita Hampton ... major is exercise and sports science.

CAREER STATISTICS

Year	G	UA	A	Tackles	TFL	Sack	Int	FF	FR	TD
2007	9	16	7	23	0-0	0	0	0	0	0
2008	12	20	22	42	0-0	0	3	0	0	0
2009	11	39	27	66	0-0	0	0	0	0	0
Total	32	75	56	131	0-0	0	3	0	0	0



JASON HANNAN

54

Offensive Line
6'4" • 290 • Senior • IL
Waxahachie, Texas
Waxahachie High School
Oklahoma

2009

Played four games... was part of an offensive line that ranked 25th nationally and recorded the third fewest quarterback sacks allowed in the Southland Conference with an average of 1.36 sacks per game ... was part of an offense that averaged over 422 yards and nearly 32 points per game.

College


Transfer from Oklahoma who played in six games as a reserve center in 2008 ... sat out the 2007 season as a redshirt.

High School

Did not allow a sack in three years as a starter... had 118 pancake blocks his senior season ... team captain in both his junior and senior seasons ... rated as the nation's No. 1 center by Rivals.com, No. 14 center in the nation by Scout.com and No. 23 overall player in Texas by Rivals ... named second-team all-state his senior year ... three-time all-district in Texas class 4A ... selected for Offense-Defense All-American Bowl in Florida ... earned first-team all-district honors as a sophomore and junior ... runs a 5.48 40-yard dash ... coached by David Ream.

Personal

Born Feb. 8, 1989 ... parents are Chuck and Debbie Hannan ... major is math.



MATT HARRIS

45

Linebacker
5'10" • 185 • Junior • 2L
Katy, Texas
Cinco Ranch High School

2009

Played in 11 games ... had 23 tackles 10 solo and 13 assisted ... had two solo and three assisted tackles against Texas Southern ... had two solo tackles and two assisted tackles against Stephen F. Austin... had one tackle for a loss of 16 yards against Texas Southern ... had one sack for a loss of 16 yards against Texas Southern ... had one forced fumble against Texas Southern ... broke two passes.

2008

Played in nine games as a reserve safety and member of the special teams ... recorded eight tackles, including three solo stops ... posted a season-high three tackles against Central Arkansas ... intercepted one pass and returned it two yards against Stephen F. Austin.

High School

Earned Second-Team All-Greater Houston honors as a senior after helping lead Cinco Ranch to an 11-2 record and a second-place finish in 19-5A standings ... served as team captain and registered 98 tackles and a team-leading four interceptions as a senior ... was a two-time 160-pound state champion in free style wrestling after finishing his senior season with a 27-3 record and his junior year with a 45-1 mark.

Personal

Born Dec. 23, 1988 ... son of Gil and Traci Harris of Katy ... major is industrial engineering...received the Texas State and Oak Farms Dairy Academic Award in 2008 ... likes to river raft race and sing.

CAREER STATISTICS

Year	G	UA	A	Tackles	TFL	Sack	Int	FF	FR	TD
2008	9	3	5	8	0.0	0	1-2	0	0	0
2009	11	10	13	23	1.5-8	1-1	1-0	1	0	0
Totals	20	13	18	31	1.5-8	1-1	2-2	1	0	0



TIM HAWKINS

11

Quarterback
6'2" • 200 • Sophomore • IL
Corpus Christi, Texas
Carroll High School

2009

Played in 10 games ... made two starts as a receiver ... rushed 20 times for 165 yards to rank fourth among team rushing leaders ... had two carries for 59 yards and one touchdown against Southern Louisiana ... also rushed 57 yards on one carry at Northwestern State ... caught one pass for six yards against McNeese State ... completed five of his nine passes for 36 yards and one touchdown ... his longest pass was a 16-yard touchdown to Daren Dillard at TCU ... completed two of his six passes at Southern Utah for 12 yards ... also completed his only pass for four yards against McNeese State.

2008

Sat out the season as a redshirt.

High School

Was a three-year letterman for Coach Terry Morris at Carroll High School ... played wide receiver as a sophomore before starting his last two seasons at quarterback ... led Carroll to an 8-3 record and playoff experience in 2007 ... finished the season with 1,416 yards passing and 14 touchdown passes while rushing for 747 yards and 10 more touchdowns ... was named First-Team All-District for 28-5A, First-Team All-Metro and All-South Texas ... also lettered on Carroll's basketball team and is a regional qualifier in the 300m hurdles in track.

Personal

Born May 11, 1990 ... son of Tim and Larissa Hawkins ... relative of Olympic Gold Medalist and Texas State Alumnus Charles Austin ... has one brother, Courtney ... major is recreational administration.

CAREER PASSING STATISTICS

Year	G	Att	Cmp	Int	Yds	TD	Lg	Pct	Effic
2009	10	10	9	5	0	36	16	55.6	125.8

CAREER RUSHING STATISTICS

Year	G	Att	Yds	TD	Lg	Avg/C	Avg-G
2009	10	20	165	1	57	8.2	16.5



BRYAN HILL

16

Quarterback
5'11" • 190 • Junior • Squad
Bulverde, Texas
Smithson Valley High School
Houston

2009

Saw action as a holder on the field goal unit ... also served as a reserve quarterback.

2008

Did not play in any games after transferring from Houston, where he was a redshirt in 2007.

High School

Starting quarterback as a junior and senior at Smithson Valley while playing for his father, Larry Hill ... Smithson Valley was 9-2 and ranked No. 19 nationally during his senior season ... led the Rangers to the semifinals of the State Tournament during his junior season with a 13-2 record ... named Honorable Mention All-State as a senior ... two-time All-District 26-5A and All Comal County selection ... also chosen All-Area and Academic All-District twice ... was 22-4 as a starting quarterback ... threw for over 2100 yards and 20 touchdowns as a junior.

Personal

Born June 27, 1988 in Texas City ... son of Larry and Lori Hill ... major is exercise and sports science.



ANTHONY HOLDER **67**
Defensive Line
6'1" • 300 • Junior • JC Transfer
Dripping Springs, Texas
Dripping Springs High School
Kilgore College

Junior College

Earned All-Conference Second-Team honors as an offensive lineman at Kilgore College in 2009... helped Kilgore post an 8-4 record as a sophomore ... was a teammate of current Bobcat tight end Woddy McClendon ... Rangers also won the Southwest Junior College Conference that season ... helped Kilgore finish 6-6 in 2006.

High School

Earned Unanimous All-District 27-4A honors as an offensive and defensive lineman as a junior and senior at Dripping Springs...also named All-Centex Second Team as a senior ... was a regional qualifier in powerlifting ... received the "Rising Star" award from the Dripping Springs Chamber of Commerce.

Personal

Born October 29, 1987 in Austin ... son of Buddy and Janet Holder of Austin ... major is exercise and sports science ... is an Eagle Scout ... hobbies include fishing and playing sports.



CHARLES HOLMES **41**
Linebacker
6'3" • 237 • Junior • 2L
Austin, Texas
Bowie High School

2009

Played 10 games ... had seven total tackles for the season ... posted three solo tackles and four assisted tackles throughout the season ... had one solo tackle against Southern Louisiana, one solo tackle against Stephen F. Austin, and one solo tackle against Central Arkansas ... had two assisted tackles against Angelo State and two solo tackles against Texas Southern.

2008

Played in five games as a true freshman ... recorded six tackles during the season ... posted a single-best game total of five tackles, including three solo stops against Texas Southern ... also registered a tackle at Stephen F. Austin.

High School

Lettered three years under Head Coach Jeff Ables at Bowie, helping lead the team to an 8-3 record and district championship in 2007 ... unanimous

First-Team All-District selection ... also lettered two years in basketball and one in track.

Personal

Born Oct. 17, 1989 ... son of Charlie and Lila Holmes ... has a sister, Mariah ... related to Philadelphia Eagles tight end L.J. Smith ... major is exercise and sports science.

CAREER STATISTICS

Year	G	UA	A	Tackles	TFL	Sack	Int	FF	FR	TD
2008	5	3	3	6	1.0-3	0	0	0	0	0
2009	10	3	4	7	0.0-0	0	0	0	0	0
Totals	15	6	7	13	1.0-3	0	0	0	0	0



DEXTER IMADE **32**
Running Back
5'11" • 190 • Freshman • Redshirt
Rowlett, Texas
Rowlett High School

2009

Sat out the season as a redshirt.

High School

Two-time All-District 10-5A selection for head coach Kiff Hardin ... gained 1,515 yards and scored 14 touchdowns on 241 carries ... best game came against Rockwall when he gained 227 yards and scored two TD's ... rushed for 223 yards and a season-best four touchdowns on 29 carries against Garland ... also ran for 204 yards and two TD's on 32 yards against Naaman Forrest ... caught six passes for 78 yards ... gained 1,293 yards and 10 touchdowns on 197 carries as a junior ... caught 13 passes for 127 yards as a junior ... member of Rowlett's track and field team that won Class 5A state championships in 2008 and advanced to the regional in 4x100-meter relay in 2006 ... named a Texas Scholar.

Personal

Born October 21, 1990 ... son of David and Felicia Imade ... also recruited by UNLV, SMU, Kansas, Kansas State and Purdue.



BRYAN IWUJI **6**
Linebacker
6'0" • 231 • Junior • 2L
Dallas, Texas
Hebron High School

2009

Played in 11 games ... had a total of 67 tackles, 27 solo and 40 assisted ... had six solo tackles against Northwestern State ... had five solo tackles against Nicholls ... had nine assisted tackles against Angelo State ... had six assisted tackles against Southwestern Louisiana ... had a tackle for a loss of one yard.

2008

Played in 10 games ... made 17 tackles, including eight unassisted ... had a season-best of six tackles against Angelo State ... tallied five stops versus Texas Southern ... assisted with three tackles at Stephen F. Austin.

2007

Sat out the season as a redshirt.

High School

Unanimous selection to the All-District 6-5A First-Team and tabbed All-Area First Team at inside linebacker as Hebron made the move to Class 5A

in 2006 ... team posted a 10-2 record, advancing to the second round of the Class 5A Division II playoffs ... as a senior registered 77 total tackles — 35 solos and 42 assists ... among his stops were two tackles for lost yards and two quarterback sacks ... also caused two fumbles, recovered two, intercepted three passes and broke up five more ... Hebron's linebacking corps was ranked among the top 10 in Texas' highest class by *www.texasfootball.com* ... member of Hebron's 16-0 2005 Class 4A state championship team ... high school coach was Brian Brazil.

Personal

Born Sept. 26, 1988 in Dallas ... son of Sebastian and Enderline Iwuji ... major is business finance ... his younger brother, Justin, is a safety at Texas State ... his older brother, Jesse, played and graduated from Navy ... is a native of Nigeria.

CAREER STATISTICS

Year	G	UA	A	Tackles	TFL	Sack	Int	FF	FR	TD
2008	10	8	9	17	0.0	0	0	0	0	0
2009	11	27	40	67	1.0-1	0	0	0	0	0
Totals	21	35	49	84	1.0-1	0	0	0	0	0



JUSTIN IWUJI

10

Safety
5'11" • 200 • Freshman-Redshirt
Dallas, Texas
Hebron High School

2009


Sat out last season as a redshirt ... earned Texas State's Oak Farms Dairy Academic Award.

High School

Named Third-Team All-State after leading Hebron to an 8-4 overall record ... named the District 6-5A Most Valuable Player as a quarterback ... was an All-District Second-Team selection in basketball ... was an honorable mention Academic All-State selection by the Texas High School Coaches Association.

Personal

Born February 11, 1991 in Dallas ... son of Sebastian and Enderline Iwuji of Dallas ... younger brother of current Bobcat linebacker Bryan Iwuji ... his older brother, Jesse, played and graduated from Navy ... likes playing video games and basketball ... came to Texas State after being recruited by Navy, Georgia Tech and Georgetown.



RON JACKSON

99

Defensive Line
6'3" • 245 • Senior-1L
Carrollton, Texas
Creekview High School
Arizona

2009

Played 11 games ... recorded 37 total tackles with 24 solo stops and 13 assisted tackles throughout the season ... had four solo tackles against Central Arkansas ... registered three solo tackles against McNeese State ... tallied six assisted tackles against Angelo State ... had four assisted tackles against Southern Utah ... had five tackles for a loss of 21 yards ... had four sacks for a loss of 19 yards ... recovered one fumble ... had two quarterback hurries, one against Texas Southern and the other against Stephen F. Austin.

College

Transferred to Texas State last spring from Arizona ... member of Wildcats' team that finished 8-5 in 2008 ... sat out the 2007 season as redshirt.

High School

Earned First-Team All-District 6-5A honors for coach Gary Childress at Creekview High School in Carrollton, Texas ... named among the Top 100 players in Texas by the *Dallas Morning News* ... ranked among the Top 20 defensive linemen by *Texas Football.com* ... earned Honorable Mention All-District honors as a junior ... named Second-Team All-District as a post for the Mustang basketball team ... played quarterback his first two years before switching to defense his junior year.

Personal

Born Jan. 28, 1989 ... son of Ron and Marilyn Jackson ... major is applied sociology.

CAREER STATISTICS

Year	G	UA	A	Tackles	TFL	Sack	Int	FF	FR	TD
2009	11	13	24	37	5.0-21	4	0	0	1	0



TEVRON JOHNSON

36

Safety
6'0" • 188 • Freshman • Redshirt
Grand Prairie, Texas
South Grand Prairie High School

2009

Sat out the season as a redshirt.

High School

Earned All-District 7-5A First-Team honors as senior.

Personal

Born Aug. August 3, 1991 in Lubbock, Texas ... son of Rupus and Shelia Johnson of Grand Prairie ... younger brother of Texas State basketball player, Cameron Johnson ... major is business ... hobbies include playing basketball.



STEVE KENNEY

58

Center
6'1" • 290 • Junior • 2L
Pearland, Texas
Pearland High School

2009

Started 11 games at center ... was part of an offensive line that ranked 25th nationally and recorded the third in the Southland Conference for fewest quarterback sacks allowed with an average of 1.36 sacks per game ... was part of an offense that averaged over 422 yards and nearly 32 points per game.

2008

Played in seven games as a reserve center and member of the special teams ... Helped the Bobcats convert on 57 extra-point tries and 14 of 17 field goal attempts ... also was a member of the offensive line that ranked 19th nationally for fewest sacks allowed with an average of 1.15 per game.

2007

Sat out the season as a redshirt ... named the scout team Player of the Week three times.

High School

Earned All-America honors while playing center and deep snapped for Pearland's Division I Class 5A state semifinalist team ... was a four-year letter winner for Coach Tony Heath ... named to the 2006 All-Greater Houston team ... three-time All-District 24-5A First-Team center for the Oilers ... represented the State of Texas at the 2007 Bayou Bowl.

Personal

Born Aug. 27, 1988 in Houston ... son of Steve and Dana Kenney ... involved in community service projects with Texas State's peer buddies, Bobcat Build and Interact Club ... major is mathematics at Texas State ... received the Oak Farms Dairy Academic Award.



BRIAN LILLY

34

Linebacker
6'0" • 225 • Sophomore • IL
Denison, Texas
Denison High School

2009

Played in eight games ... had a total of 15 tackles, six solo and 9 assisted ... had two solo tackles against Southern Utah ... had four assisted tackles against Sam Houston State ... had a half-yard tackle for loss of two yards ... had one interception for one yard.

2008

Sat out the season as a redshirt.

High School


Second-Team All-State and Second-Team All-District pick at Denison under Head Coach Cody White ... posted 90 tackles with 12 sacks, three fumble recoveries and three forced fumbles ... returned two of his three fumble recoveries for touchdowns ... lettered three years in football, baseball and track.

Personal

Born April 1, 1980 ... son of Melinda Lilly and Thomas Rucker III ... major is English.

CAREER STATISTICS

Year	G	UA	A	Tackles	TFL	Sack	Int	FF	FR	TD
2009	8	6	9	15	0.5-2	0	1	0	0	0



DEREK LOPEZ

14

Cornerback
6'0" • 167 • Junior • 2L
Dallas, Texas
South Grand Prairie High School

2009

Played in 11 games ... had a total of 30 tackles, 17 solo and 13 assisted ... had five solo tackles against TCU ... had three assisted tackles against Angelo State ... had three tackles for a loss of eight yards ... had five quarterback breaks, two against Northwestern State, two against Southeastern Louisiana, and one against Southern Utah.

2008

Played in nine games at cornerback ... made three starts ... compiled eight tackles, including six unassisted stops ... had a season-high two unassisted tackles against Texas Southern and McNeese State ... also had one unassisted and one assisted tackle at Stephen F. Austin ... recovered a fumble against Texas Southern ... member of the track team in 2008 while competing in the 60 and 200 meters during the indoor season.

2007

Sat out the season as a redshirt.

High School

Selected to the Fort Worth Star-Telegram's All-District 7-5A's First Team at cornerback ... had 39 tackles, two interceptions and 13 pass break ups as a

senior ... also forced a fumble and recovered another ... prep squad posted a 10-2 record in 2006, advancing to the second round of the Class 5A playoffs ... high school coach was David Fisher.

Personal

Born February 2, 1989 ... son of Arville Lopez and Cynthia Loftis ... industrial engineering major ... began his collegiate career as a member of Texas State's track and field team.

CAREER STATISTICS

Year	G	UA	A	Tackles	TFL	Sack	PD	FF	FR	TD
2008	10	6	2	8	0.0-0	0	3	0	1	0
2009	11	17	13	30	3.0-8	0	5	0	0	0
Totals	21	23	15	38	3.0-8	8	8	0	1	0



ROGER MARTINEZ

78

Defensive End
6'4" • 254 • Freshman • Redshirt
Kyle, Texas
Lehman High School

2009


Sat out the season as a redshirt.

High School

Unanimous first-team All-District 17-4A offensive lineman, second-team All-District 17-4A defensive lineman, Academic All-District 17-4A ... three-year starter who served as team captain as a senior ... three-year letterman in track ... holds school record in the shot put and discus ... three-year starter for Lehman's basketball team ... member of the school's power-lifting team.

Personal

Born Dec. 11, 1990 ... son of Warren and Maria Martinez Erwin major is computer science.



CODY MATTHEWS

3

Wide Receiver
6'4" • 180 • Freshman • High School
San Antonio, Texas
Smithson Valley High School

2009

Sat out the season as a redshirt.

High School

Standout wide receiver for Coach Larry Hill at Smithson Valley which advanced to the Class 5A state semi-final game against Katy ... finished his senior season with 60 receptions for 1,101 yards and 11 touchdowns... also rushed for another 336 yards and 6 TDs ... was a unanimous First-Team All-District 26-5A selection ... unanimous First-Team All-Area choice in San Antonio and named an Honorable Mention All-State performer... named Academic All-District choice ... chosen CYO/Spurs Foundation Athlete of the Year in 2007 ... ranks in the Top 10 school leaders for career receptions, career total yards receiving, and season scoring ... ranks among Smithson Valley's Top Five single season leaders in receptions, total yards receiving and average yards per catch.

Personal

Born Oct. 11, 1990... son of Matt and Lana Matthews ... major is business ... also recruited by Rice, Abilene Christian, West Texas A&M and Incarnate Word.



**WOODY
McCLENDON** **84**

Tight End
6'3" • 250 • Senior • IL
Texarkana, Texas
Pleasant Grove High School
Kilgore College

2009

Played 11 games ... had three receptions for a total of 20 yards ... had one reception for 10 yards resulting in a touchdown against Nicholls ... had one reception for five yards against Southern Louisiana ... had one reception for five yards against Sam Houston State.

Junior College

Two-time Second-Team All-American and All-Conference First-Team selection ... played in the 2007 Heart of Texas Bowl vs. Mississippi Gulf Coast All-Star game ... selected after his sophomore season to play in the first Triumphant Sports' Junior College All American game.

High School

Lettered in three sports at Pleasant Grove HS in Texarkana ... three-year football letterman as a quarterback ... two-time First-Team All-District 14-3A performer ... also was a two-year letterman in basketball, earning First-Team All-District recognition as a junior and senior season ... three-year letterman in baseball ... member of the Student Council and Spanish Club.

Personal

Born Oct. 24, 1986 ... son of Mike and Cindy McClendon ... chose Texas State over Central Arkansas ... major is exercise and sports science..

CAREER STATISTICS

Year	G	Rec	Yds	TD	Lg	Yds/C	Yds/G
2009	11	3	20	1	10	6.7	0.5



**BLAKE
MCCOLLOCH** **91**

Defensive Line
6'5" • 240 • Freshman • Redshirt
Midland, Texas
Midland Greenwood High School

High School

Participated on the 2008 bi-District Champion team ... District 3-3A MVP ... named to the All-Permian Basin Team and a Second-Team All-State selection as a punter ... chosen Second-Team Academic All-State ... had 114 carries for 651 yards and six touchdowns as a senior ... best performance rushing for 136 yards on 22 carries in 2008 ... was a First-Team All-District 3-3A pitcher for Greenwood as a junior ... named the District 3-3A MVP as a junior in basketball ... member of Honor Society and Second-Team Academic All-State while at Midland Greenwood ... member of FCA.

Personal

Born August 24, 1990 ... son of David and Terri McCulloch ... major is engineering technology ... also recruited by Wyoming, Abilene Christian and West Texas A&M.



**JASON
McLEAN** **30**

Defensive Back
5'11" • 200 • Sophomore • IL
San Antonio, Texas
Madison High School

2009

Played in seven games ... had two tackles for the season, one solo tackle against Texas Southern and one assisted tackle against Angelo State.

2008

Sat out the season as a redshirt.

High School


Three-year letterman for Head Coach Jim Streety ... played in 39 varsity games, including a 13-2 record in 2007 and 5A Division II State Semi-Final appearance ... played strong safety and outside linebacker while also returning kickoffs ... ended his high school career with 317 tackles, seven interceptions and four fumble recoveries ... a First-Team All-District 26-5A selection ... also named All-City ... First-Team All-District pick in 2006 ... on the football leadership council at Madison.

Personal

Son of Mike McLean and Juanita Mathis ... Has two brothers, Josh and David ... major is exercise and sports science.

CAREER STATISTICS

Year	G	UA	A	Tackles	TFL	Sack	PD	FF	FR	TD
2009	7	1	1	2	0.0-0	0	0	0	0	0



**JEFF
McVANEY** **29**

Fullback
6'2" • 220 • Junior • 2L
Houston, Texas
Strake Jesuit High School

2009

Played in 11 games ... rushed four times for 9 yards ... rushed twice for three yards against Angelo State ... had two receptions for 30 yards ... had one reception for 21 yards against Southern Utah ... had four kickoff returns for 37 yards ... had two kickoff returns for 20 yards against Southern Louisiana ... had eight tackles ... had one solo tackle against Northwestern State and 9 assisted tackles ... earned Texas State's Oak Farms "Cream of the Crop" Academic Award ... named to the Southland Conference All-Academic team.

2008

Made nine appearances as a reserve fullback and on special teams ... registered six tackles, including a pair of unassisted shots.

High School


Dave Campbell's Texas Football Texas Top 300 recruit ... Versatile player who was a three-time All-District 17-5A performer at Strake Jesuit where he earned All-District honors at three different positions in three different years ... fullback, linebacker and quarterback ... during his three-year career at Strake Jesuit he rushed for over 2,000 yards and scored 20 rushing touchdowns ... as a senior quarterback was 114-189 with 21 TD passes while leading the Crusaders to an 8-3 record and first round play-off finish ... Rivals.com two-star recruit ... represented Texas in the Bayou Bowl All-Star Game vs. Louisiana ... high school coach was Ron Counter.

Personal

Born Jan. 16, 1990 ... son of John and Stacy McVaney ... major is business management ... member of the Texas State baseball team and helped the Bobcats win their two straight Southland Conference Championship and play in the NCAA Tournament in 2009 ... ended the 2009 baseball campaign without any decisions ... has one brother, Thomas, and a sister, Katie.

CAREER STATISTICS

Year	G	UA	A	Tackles	Rush	Yds	Td	Lg	Avg/C
2008	9	2	4	6	0	0	0	0	0.0
2009	11	1	8	9	4	9	0	3	2.2
Totals	20	3	12	15	4	9	0	3	2.2



T.P. MILLER

33

Free Safety
6'2" • 190 • Senior • 3L
San Marcos, Texas
San Marcos High School

2009

Was a starting safety in all 11 games ... had 41 tackles, 18 solo and 23 assisted ... had five solo tackles against Northwestern State ... had four solo tackles against Central Arkansas ... had five assisted tackles against Stephen F. Austin ... had three assisted tackles against Angelo State ... had one tackle for a loss of three yards ... had one interception ... and broke up one pass.

2008

Saw action all 13 games last season ... ended the year with 22 tackles ... had 11 solo stops ... recorded two tackles for lost yardage ... also broke up one pass ... registered season-best five tackles, two of which were unassisted at Northern Colorado... registered solo sack for five yards ... had four tackles, including one for a loss of two yards versus Texas Southern ... assisted on three tackles at Montana.

2007

Saw action in all but one contest and made three starting appearances ... first career start came against Cal Poly, however first tackle came in the 'Cats bout with Baylor ... registered three tackles, two of which were unassisted ... totaled the year with 14 tackles ... recorded one tackle for five lost yards against Northwestern State ... also registered season-best five tackles, two of which were unassisted ... recorded a solo sack for five yards.

High School

Team captain for San Marcos squad which had a magical run through the Class 5A state playoffs in 2006 ... team posted an 8-6 record and was a Class 5A state quarterfinalist ... two-way starter who was also the Rattlers' punter ... rushed for 1,102 yards on 111 carries as a starting running back ... averaged better than 10 yards per carry ... defensively, started at free safety and registered 81 tackles ... for his career had 146 stops and nine interceptions ... First-Team All-District 25-5A as both a running back and defensive back in 2006 ... had a memorable 19-yard touchdown catch at the end of the first half of San Marcos' Class 5A Quarterfinal game against San Antonio MacArthur ... score helped tie the game at 22-22 at intermission ... also had nine tackles and broke up a pair of passes in the game ... also played basketball and ran track at San Marcos ... was a regional qualifier in the 110m hurdles and as a member of San Marcos High's 4x200m relay team.

Personal

Born Oct. 7, 1988 ... son of Theodore and Shirley Miller ... major is exercise and sports science.

CAREER STATISTICS

Year	G	UA	A	Tackles	TFL	Sack	PD	FF	FR	Int
2007	10	10	4	14	1.0-5	1-5	1	0	0	0
2008	13	11	11	22	1.5-2	0-0	1	0	0	0
2009	11	18	23	41	1.0-3	0-0	2	0	0	1
Totals	34	39	38	77	3.5-10	0-0	4	0	0	1



JOSHUA MINDE

40

Linebacker
5'11" • 220 • Junior • 1L
Richardson, Texas
Richardson High School
Arkansas

2009

Played in nine games ... recorded a total of 17 tackles, 12 solo and five assisted ... had three solo tackles against TCU ... registered three solo tackles against Texas Southern ... tallied two assisted tackles against Angelo State ... accumulated 1.5 tackles for a loss of four yards ... forced two fumbles ... one forced fumble came against Angelo State and the other was against TCU.

2008

Did not see action after transferring from Arkansas.

2007

Sat out the season as a redshirt at Arkansas ... named to the Lon Farrell Academic Honor Roll for the 2007-08 academic year.

High School

Participated in football and track in high school ... competed in the long jump, 100- and 200-meter dash, and the 4x100-meter relay for the track team.

Personal

Born July 31, 1988 ... son of Michael and Kathy Minde ... major is exercise and sports science.

CAREER STATISTICS

Year	G	UA	A	Tackles	TFL	Sack	PD	FF	FR	Int
2009	9	12	5	17	1.5-4	0	2	0	0	0



DARRYL MORRIS

2

Cornerback
5'10" • 175 • Sophomore • 1L
San Antonio, Texas
Warren High School

2009

Played in 11 games ... made eight starts for the Bobcats ... registered a total of 40 tackles, 26 solo and 14 assisted ... tallied four solo tackles against Southern Utah ... had four solo tackles against Southern Louisiana ... recorded two assisted tackles against Angelo State ... had three assisted tackles against Stephen F. Austin ... posted two tackles for a losses of seven yards ... had one quarterback hurry against Stephen F. Austin ... broke up six passes.

2008

Sat out the season as a redshirt.

High School


Lettered two years for Head Coach Bryan Dausin ... helped Warren to a 10-2 record as a First-Team All-District selection ... also lettered three years in track and holds the AAU national record for the 4x200m.

Personal

Born Sept. 4, 1990 ... son of Pat and Darryl Morris ... major is business management.

CAREER STATISTICS

Year	G	UA	A	Tackles	TFL	Sack	PD	FF	FR	Int
2009	11	26	14	40	2.0-7	0-0	6	0	0	0



JORDAN NORFLEET

97

Defensive Line
6'2" • 205 • Freshman • Redshirt
Houston, Texas
Clear Brook High School

2009


Sat out the season as a redshirt.

High School

Named First-Team All-District 24-5A selection ... named defensive MVP and Defensive Lineman of the Year for coach Paul Lanier ... helped lead Clear Brook to District 24-5A championship ... named a finalist for player of the year by the Houston Touchdown Club ... helped Clear Brook to basketball playoffs...named Student of the Month.

Personal

Born March 31, 1990 ... major is biology ... also recruited by Northwestern State and North Texas.



COREY PETRO

37

Running Back
5'11" • 182 • Freshman • Redshirt
Midland, Texas
Lee High School

2009


Sat out the season as a redshirt.

High School

Earned Honorable Mention All-State honors and All-District 3-5A First-Team honors while playing at running back as a senior ... rushed 117 times for 606 yards and 13 touchdowns ... had 46 receptions for 1,237 yards and four touchdowns ... named All-Permian Basin by the *Odessa American* and All-Region 5A-1 as a senior as well ... also named Honorable Mention Academic All-State.

Personal

Born Jan. 29, 1990 ... son of Jeff and Andrea Petro ... major is biology at Texas State.



SAM PIER

42

Defensive End
6'3" • 230 • Senior • 3L
Huffman, Texas
Hargrave High School
San Jacinto College

2009

Played in 11 games ... tallied 10 tackles as a reserve defensive end and on special teams ... recorded two solo tackles against TCU ... also assisted on one tackle against Angelo State and at Central Arkansas ... had one solo stop against Southeastern and at Nicholls ... posted an assist and one solo tackle against Stephen F. Austin and McNeese State.

2008

Played in eight games as a reserve defensive end and long snapper on special teams ... recorded seven tackles, including four solo stops ... had three tackles for 21 yards in losses, including two quarterback sacks.

2007

Walked-on after transferring from San Jacinto Junior College ... made eight appearances on the field ... registered three unassisted tackles during the season ... first-career solo stop came against McNeese State ... also owned a forced fumble against the SLC championship team ... season-best two tackles split evenly came against Southeastern Louisiana ... finished the season with five tackles.

High School

Three-year starter at tight end at Hargrove High School in Huffman ... was a unanimous All-District 22-3A selection at tight end ... caught 15 passes for 250 yards ... had four touchdown receptions ... named a team captain on district championship and area finalist squad ... prep coach was John Baker.

Personal

Born June 13, 1987...son of Jim and Michele Pier...major is industrial technology at Texas State.

CAREER STATISTICS

Year	G	UA	A	Tackles	TFL	Yds	Sacks	Yds	PD	FF	FR
2007	8	3	2	5	0.0-0		0-0		0	1	0
2008	8	4	3	7	2.5-21		2-21		0	0	0
2009	11	6	4	10	0.0-0		0-0		0	0	0
Totals	27	13	9	22	2.5-21		2-21		0	1	0



FRANK REDDIC

24

Running Back
5-11 • 195 • Sophomore • 1L
Kilgore, Texas
Kilgore High School

2009

Played in 11 games ... had a total of 53 carries for 206 yards and six touchdowns ... had a season-long run of 24 yards against TCU ... carried the ball 11 times for 62 yards and a pair of touchdowns against Texas Southern ... returned five kickoffs for 83 yards at TCU ... his best return against the Horned Frogs was 21 yards ... also returned one kick against Stephen F. Austin for 15 yards...averaged 3.9 yards per carry as a running back ... also registered a 16.3 average on six kickoff returns.

High School

Second-Team All-State selection ... two-time First-Team All-District 14-4A ... named Kilgore News Herald Player-of-the-Year..chosen First-Team All-East


Texas tailback ... was District MVP after leading the Bulldogs to a district championship ... finished the season with 2,013 yards on 334 carries and 22 TD's ... rushed for more than 300 yards twice as a senior, including in a bi-district playoff game when he registered 53 carries for 347 yards and three touchdowns in a win over Marshall...the 53 carries and 347 yards set school records ... named to the Texas High School Coaches Association and State Farm Insurance Academic All-State Football Team for 2008-09 ... played for coach Mike Vallery.

Personal

Born Feb. 20, 1991 ... son of Jerry and Brenda Reddic ... major is business ... hobbies include training horses ... chose Texas State over Sam Houston State, Northwestern State, Air Force and Navy.

CAREER RUSHING STATISTICS

Year	G	Att	Yds	TD	Lg	Avg/C	Avg-G
2009	11	53	206	6	24	3.9	18.7



WINSTON RUELAS
Offensive Line
6'3" • 300 • Senior • 3L
Victoria, Texas
St. Joseph High School

68

2009

Saw action in three games at the left guard position on Texas State's offensive line ... started two of those games against Angelo State and Southeastern Louisiana ... also played at Southern Utah ... was part of an offensive line that ranked 25th nationally and recorded the third fewest quarterback sacks allowed in the Southland Conference with an average of 1.36 sacks per game ... was part of an offense that averaged over 422 yards and nearly 32 points per game.

2008

Played in 12 games and made six starts at left offensive guard ... was part of an offensive line that ranked 19th nationally allowing just 1.15 sacks per game ... helped pave the way for one of the nation's Top 25 rushing offenses with 184.1 yards per game and one of the Top 12 passing offenses with 453.23 yards per contest ... Bobcats were also one of the top seven scoring offenses in the nation with 36.4 points per game ... Texas State ranked eighth nationally in total offense with 453.23 yards per contest.

2007

Played in eight games as a reserve offensive lineman ... helped the offense that register 2,172 yards rushing and produced a 2,000-yard passer, a 1,000-yard rusher and a 1,000-yard receiver in the same season for the first time in school history.

2006

Sat out the season as a redshirt.

High School

Three-year letter winner at St. Joseph High School where he was a member of three district championship teams ... did not allow a sack and had 39 knockdown blocks during 7-3 senior season ... was named first-team all-state as an offensive lineman ... also a second-team all-state pick as a defensive lineman ... named St. Joseph's most valuable player ... high school coach was John Mares ... also a three-year field event letterman for St. Joseph's ... has a personal best of 54 feet in the shot put and 150 feet in the discus.

Personal

Born Nov. 8, 1987 ... son of Romeo and Blanche Ruelas ... major is exercise and sports science.



CREIGHTON RUNNELS

45

Fullback
5'10" • 245 • Junior • Squad
Houston, Texas
Cypress Ridge
Prairie View A&M

2009

Moved to fullback in spring practice.

College


Transfer from Prairie View A&M ... was a member of the PVAMU Honor Roll ... named scout team Player of the Week while helping Panthers finish 7-3 in 2007.

High School

Helped lead Cypress Ridge to an 8-3 record as a senior ... named Honorable Mention All-District 17-5A as a senior ... named Most Improved Player for Cypress Ridge as a junior ... intercepted two passes and returned one for a touchdown.

Personal

Born August 3, 1989 ... son of Charles and Aretta Runnels ... his cousin, Alan Hayes plays safety at the University of Buffalo ... major is exercise and sports science.



COREY SCOTT

4

Wide Receiver
6'3" • 185 • Junior • 2L
Cuero, Texas
Cuero High School

2009

Played in nine games ... averaged 13.5 yards on eight catches ... registered a total of 108 receiving yards ... longest reception was 29 yards against Angelo State ... caught one pass for 19 yards versus Southeastern Louisiana ... caught two passes for nine yards at Northwestern State ... had one catch for five yards against Stephen F. Austin ... also caught one pass for 24 yards at Central Arkansas and recorded a 13-yard reception against McNeese State.

2008

Sat out the season as a redshirt.

2007

Scored first-career touchdown versus McNeese State ... caught three passes for a total of 42 yards in the outing ... recorded first two receptions of season against Abilene Christian for 13 yards ... registered 57 yards on seven catches against Baylor ... had three receptions against South Dakota State ... ranked eighth among team leaders in all purpose yards ... saw action in nine games in his first season.

High School

Caught 62 passes for 1,027 yards and 10 touchdowns en route to being named a unanimous First-Team District 29-3A selection at wide receiver and also picked up all-district honors on defense ... also earned honorable mention Class 3A All-State honors from the Associated Press ... named to the Victoria Advocate's All-Area squad ... defensively, had 53 tackles and broke up eight passes ... member of Cuero's district, bi-district and area championship team ... prep coach was Mark Reeve ... a state champion-member of Cuero's track team, competing in the 4x100m and 4x200m relay teams.

Personal

Born Sept. 11, 1988 in Cuero ... son of Hazel Shaw and Warner Scott ... majoring in health and fitness management.

CAREER STATISTICS

Year	G	Rec	Yds	TD	Lg	Rec/G	Avg/C	Avg/G
2007	9	16	136	1	21	1.8	8.5	15.1
2009	9	8	108	0	29	0.9	13.5	12.0
TOTAL	18	24	244	1	29	1.3	10.2	13.6



JOSEPH SIMONE IV **75**


Offensive Line
6'3" • 265 • Freshman • High School
Richmond, Texas
Foster High School

High School

Earned All-District 23-4A Second-Team honors as a center ... named All-Area Second Team as a senior ... anchored an offensive line on one of the most surprising teams in the Greater Houston area at Foster.

Personal

Born Jan. 30, 1991 in Houston ... son of Joseph III and Angela Simone ... also recruited by Houston, Midwestern State and Hardin Simmons ... hobbies include archery.



JARRAD STEWART **8**

Defensive Back
5'9" • 189 • Sophomore • Transfer
Pearland, Texas
Pearland High School
Utah

College

Sat out the 2009 season as a redshirt.

High School

Named All-State Second-Team and All-VYPE First-Team selection in 2008 ... played at Pearland High School for coach Tony Heath ... also named District 22-5A and Brazoria County Defensive MVP after recording 57 solo tackles, 62 assisted stops, six interceptions, four pass break-ups and two tackles for losses as a senior ... returned one of the interceptions back for a touchdown ... served as team captain as a junior and senior ... helped lead Pearland to the Class 5A Division I Region III finals ... Pearland finished with a 12-1 record in 2008 ... chosen the Houston Touchdown Club Defensive Player of the Year in 2008 ... two-time All-District 24-5A selection ... was the District Newcomer of the Year in 2006 ... named one of the Top 100 recruits in Texas by the *Houston Chronicle* ... had 13 interceptions during his high school career ... four-year letterman in football and two-time letterman in track at Pearland ... received the school's Principal Award in 2007 and named the 2007 Pearl- and Geography Student of the Year.

Personal

Born December 7, 1990 in Houston ... son of Donald Jiles and Tiffanee Stewart of Houston ... major is communications ... also recruited by Miami, Texas Tech, TCU, Houston and Oklahoma State out of high school.



JON VERNON **73**

Offensive Lineman
6'5" • 300 • Junior • 2L
Port Arthur, Texas
Memorial High School

2009

Played in seven games as a reserve offensive lineman ... was part of an offensive line that ranked 25th nationally and recorded the third fewest quarterback sacks allowed in the Southland Conference with an average of 1.36 sacks per game ... was part of an offense that averaged over 422 yards and nearly 32 points per game.

2008

Played in 10 games as a reserve lineman ... was part of an offensive line that ranked 19th nationally allowing just 1.15 sacks per game ... helped pave the way for one of the nation's Top 25 rushing offenses with 184.1 yards per game and one of the Top 12 passing offenses with 453.23 yards per contest ... Bobcats were also one of the top seven scoring offenses in the nation with 36.4 points per game ... Texas State ranked eighth nationally in total offense with 453.23 yards per contest.

2007

Sat out as a redshirt.

High School

First-Team All-District 21-5A selection as well as named to Southeast Texas Super Team ... high school squad was Co-District 21-5A champions and advanced to the Class 5A Division II playoffs ... prep coach was Ronnie Thompson.

Personal

Born April 4, 1990 in Port Arthur ... son of Fred and Donna Vernon ... industrial engineering major.



JONATHAN WARD **95**

Defensive Line
6'1" • 220 • Sophomore • Squad
Lumberton, Texas
Lumberton High School

2009

Served as a reserve lineman ... did not play in any games.

2008

Sat out season as a redshirt.

High School

First-Team All-District 22-4A defensive end for district co-champion Lumberton ... helped team to 11-2 regional playoff run ... honorable mention All-State ... registered 59 tackles, 18 tackles for loss and four sacks during senior season ... high school coach was Alvin Credeur.

Personal

Born Dec. 28, 1988 ... son of Robert and Sadina Ward ... has two sisters ... major is exercise and sports science.



HAYDEN WHITELEY **39**

Fullback
6'1" • 240 • Freshman • High School
Stephenville, Texas
Stephenville High School

High School

All-District 8-4A First-Team selection as a running back and linebacker after helping lead Stephenville to a 10-3 record during his senior season ... also earned All-District Second Team honors as a running back during his junior campaign ... was a regional qualifier in powerlifting in his senior year and also was a member of Stephenville's track and field team ... earned All-District Academic team honors during his junior season.

Personal

Born July 16, 1991 in Arlington, Texas ... son of Jack and Lena Whiteley ... major at Texas State is biology ... his father was an NAIA All-America track and field athlete and member of the football team at McMurry ... also recruited by Hardin Simmons, Abilene Christian and Sul Ross State ... hobbies include playing a guitar and fishing.



MARIO WIGGINS, JR. **21**

Defensive Back
6'1" • 190 • Freshman • Redshirt
San Antonio, Texas
Madison High School

2009

Played in seven games ... had a total of seven solo tackles and three assists ... intercepted one pass and returned 48 yards against Texas Southern ... also had two solo tackles and assisted on another against the Tigers ... registered two solo tackles at TCU and one stop against Sam Houston State ... also posted one tackle and one assisted stop at Southern Utah and against Southeastern Louisiana.

2008

Sat out the season as a redshirt.

High School


Lettered two years at Madison, helping Madison advance to the 5A Division II State Semifinals ... Played free safety and wide receiver while also returning kicks ... finished his career with 132 total tackles, one interception and one fumble recovery ... was a Second-Team All-District 26-5A ... named one of the top 10 football players in San Antonio by the Express-News.

Personal

Born Feb. 22, 1990 ... son of Mario Sr. and Shelly Wiggins ... major is exercise and sports science.

CAREER STATISTICS

Year	G	UA	A	Tackles	TFL	Yds	PD	FF	FR	Int
2008	7	7	3	10	0.0	0	0	0	0	1-48



DRENARD WILLIAMS **1**

Cornerback
5'11" • 195 • Senior • IL
Beaumont, Texas
West Brook High School
Iowa State

2009

Sat out the season as a redshirt.

2008

Played in 13 games and made eight starts as a cornerback ... registered 39 tackles, including 24 solo ... broke up nine passes ... had a season-best six tackles against Southern Utah and Texas Southern ... also broke up a season-high three passes against Southern Utah ... had four tackles and broke up two passes at Northern Colorado ... began his career with four tackles against Angelo State ... returned six punts for 19 yards ... had a season-long punt return of 21 yards versus Sam Houston State ... returned eight kickoffs for 213 yards after gaining 110 yards on four kickoff returns at Southeastern Louisiana ... had four kickoff returns for 103 yards against Northwestern State.

College

Played corner and kick/punt returner at Iowa State ... saw extensive action as a freshman when he recorded six tackles in five games as a sophomore. He also returned seven punts for 48 yards and seven kickoffs for 158 yards in 2007 as well ... longest kickoff return was 39 yards and he also had Iowa State's longest punt return of 14 yards ... played in 11 games and recorded 19 tackles, including 14 unassisted for Iowa State in 2006 ... returned nine kickoffs for 142 yards ... his longest return that season was 23 yards.

High School


Was a two-sport athlete in high school at Beaumont West Brook in football and track ... twice named All-District 21-5A as a defensive back and was also a member of the *Beaumont Enterprise* Super Gold Team ... 2006 *Rivals.com* two-star recruit ... placed second at the state track meet his senior year in the 400m ... also was regional champion in the 200m ... high school coach was Craig Stump ... was a high school teammate of Joe Chaisson and E. J. LeBlanc.

Personal

Born August 10, 1988 ... son of Walter and Gwenda Thomas ... major is exercise and sports science.

CAREER STATISTICS

Year	G	UA	A	Tackles	TFL	Yds	PD	FF	FR	Int
2008	13	24	15	39	0	0	9	0	0	0



LEON WOOLSEY **98**

Defensive Lineman
6'8" • 275 • Senior - 3L
Brackettville, Texas
Brackett High School

2009

Played in 9 games ... recorded a total of six tackles, including one solo stop ... assisted on three tackles against Texas Southern ... also had two assisted tackles at Southern Utah ... had a solo stop against Sam Houston State.

2008

Played in all 13 games as a reserve defensive lineman and on special teams.

2007

Registered two tackles, both unassisted ... first-career stop came against Central Arkansas ... the final solo tackle came against Nicholls ... saw action in nine games.

2006

Sat out the season as a redshirt.

High School

Four-sport athlete at Class A Brackett High School ... was a first-team all-district tight end and defensive end as both a junior and senior ... played for Coach Greg Voyles ... also prep letterman in basketball, baseball and tennis ... named the Newcomer of the Year his freshman season playing baseball and was a two-time all-district pick ... first-team all-district and a four-year letter winner in basketball ... was also a four-year letterwinner in tennis, qualifying for regionals all four years.

Personal

Born Dec. 10, 1986 in Uvalde ... son of Rodney and Lisa Woolsey ... major at Texas State is construction science.

CAREER STATISTICS

Year	G	UA	A	Tackles	TFL	Yds	PD	FF	FR
2007	9	2	0	2	0	0	0	0	0
2008	7	0	0	0	0	0	0	0	0
2009	9	1	5	6	0	0	0	0	0
Totals	25	3	5	8	0	0	0	0	0

2010 NEWCOMERS 12

TYLER ARNDT

Quarterback
6'4" • 205 • Freshman-High School
Cuero, Texas
Cuero High School

High School

Ranked among the Top 32 quarterbacks in the nation by ESPN...Chosen to play in the Texas High School Coaches All-Star game ... named All-District 28-3A and District MVP as a junior and senior...chosen All-Area First-Team and All State Third-Team in 2008...Named All-State First-Team in 2009...led Cuero to a 13-1 record as a senior with the lone loss coming in the State semifinals under head coach Mark Reeve... finished his high school career passing for 7,100 yards and 75 touchdowns...completed 154 of his 251 passes for 2,362 yards and 27 touchdowns as a senior...completed 134 of 212 passes for 2,210 yards and 25 touchdowns in 2008...completed 67 percent of his passes for 2,400 yards and 23 touchdowns in 2007...led Cuero to a three-year record of 36-5...also earned All-State honors as an outfielder for Cuero's baseball team .. also earned All-District and All-Area recognition in baseball.

Personal

Born November 10, 1991 in Victoria, Texas ... son of Nancy and Michael Arndt...major at Texas State is business ... chose to attend Texas State after being recruited by Houston, Vanderbilt, Missouri, TCU, Virginia, Arizona and Purdue ... hobbies include hunting and playing video games.



MARCUS CURRY

22

Running Back
5'11" • 214 • Junior-Transfer
Carrollton, Texas
Hebron High School
Navy

College

Gained 585 yards and scored five touchdowns on 80 carries as slotback in Navy's triple option offense ... averaged 7.3 yards per carry ... also caught 10 passes for 287 yards with three TD's ... played in seven games, but did not have any carries as a freshman.

High School

Earned a pair of letters in football and baseball at Hebron ... named All-District First-Team as a running back and a Second-Team selection as a cornerback as a senior ... led Hebron to a 2005 state championship with a 16-0 record.

Personal

Born March 30, 1989 in Carrollton ... son of William and Joan Curry ... major is computer science ... his uncle, Aaron Curry, played basketball at Oklahoma ... attended same high school as Bryan and Justin Iwuji.

COLLIN FISSELL

65

Offensive Line
6'2" • 295 • Freshman-High School
Katy, Texas
Seven Lakes High School

High School

Two-time All-District 17-5A selection ... was a three-year starting lineman for coach Kevin O'Keefe ... earned All-District Second Team honors as a center in 2009 ... chosen Honorable Mention selection as a junior ... named his team's offensive Most Valuable Player and served as team captain during his senior campaign ... also a member of the track and field team.

Personal

Born March 11, 1992 in Anchorage, Alaska ... son of Mark and Nanette Fissell of Katy ... father played at USC ... major at Texas State is exercise and sports science, and pre-med ... came to Texas State after being recruited by Texas A&M-Kingsville ... hobbies include playing sports and video games.

TERRENCE FRANKS

20

Running Back
5'10" • 184 • Freshman-High School
Angleton, Texas
Angleton High School

High School

Starting running back at Angleton High School ... team finished with a record of 12-2 in 2009 ... his head coach was Coach Finis Vanover ... earned All-District 24-4A Second Team honors in 2009 after being named an Honorable Mention selection as a junior ... rushed for 688 yards in 2009... two-time All-State selection in track after helping Angleton win District 24 championship in the 4x100m, 4x200m relays ... the 4x100m relay team was state champion in 2009.

Personal

Born May 12, 1992 in Houston ... son of Clem and Alice Franks ... major at Texas State is sports management ... his relatives include current Orlando

Magic forward Rashard Lewis, current Tennessee Titan fullback Ahmard Hall, former Texas A&M cornerback Arkeith Brown and former Baylor standout guard and Harlem Globetrotter Andre Branch ... signed with Texas State after being recruited by Northwestern State, UTSA, Utah State, Montana, UTEP and Lamar ... hobbies include dancing.

MICHAEL GILMORE

7

Wide Receiver
5'8" • 160 • Freshman-High School
La Marque, Texas
La Marque High School

High School

Earned All-District 24-4A First-Team honors in 2008 and 2009 ... named the District Special Teams MVP in 2009 ... also named a two-time All-County selection ... earned Honorable Mention All-State Honors in 2009 ... chosen team and offensive MVP in 2008 ... also named Track Team MVP in 2009 after running on the 200m, 4x100m and 4x400m relay teams ... the 1600m relay team qualified for the Regional Championships ... was a member of the National Honor Society.

Personal

Born October 10, 1991 in Galveston, Texas ... son of Michael and Jocelyn Gilmore ... signed with Texas State after being recruited by Stephen F. Austin, Sam Houston State and Northwestern State ... hobbies include playing basketball.

TRENT GUIBERTEAU

89

Tight End
6'3" • 235 • Freshman-High School
Katy, Texas
Taylor High School

High School

Named All-District 17-5A as a junior and senior ... played for coach Flint Risien ... also played baseball at Taylor ... was named one of the Top 25 players in the Houston area by VYPE magazine.

Personal

Born September 18, 1991 in Katy ... son of Ray and Karen Guiberteau ... his father was a two-year letterman as a fullback at LSU ... chose to attend Texas State after being recruited by Tarleton State and Southeastern Louisiana ... hobbies include fishing and playing video games.

DREW HAMILTON

51

Linebacker
6'0" • 210 • Freshman-High School
Hickory Creek, Texas
Lake Dallas High School

High School

First team All-District 5-4A selection who played for coach Mike Young ... also named an All-Area First-Team performer and chosen Honorable Mention All-State in 2009 ... led Lake Dallas to a 10-2 record in 2009 ... also participated in power lifting and track.

Personal

Born May 29, 1991 in Denton, Texas ... son of James and Louise Hamilton ... his uncle, Bradley Hamilton, was an All-Southland Conference selection ... signed with Texas State after being recruited by Baylor, Stephen F. Austin, NIU and North Texas ... plans to major in engineering at Texas State ...

played in the Texas High School Coaches Association All-Star game in San Antonio.

BYRON HUDSON

44

Linebacker
6'1" • 191 • Freshman-High School
DeSoto, Texas
DeSoto High School

High School

Averaged 10.8 tackles and 7.0 per game while playing for former Texas State record-setting running back Claude Mathis at DeSoto High School ... recorded 136 total tackles during his senior year while leading his team to a 9-3 record ... recorded a season-high 17 tackles against Cedar Hill and Mesquite ... also had 16 tackles versus North Mesquite and 15 versus Bryan ... named All-District 11-5A First Team selection in 2008 and 2009 ... chosen DeSoto's defensive MVP three times.

Personal

Born November 23, 1990 in Dallas ... son of Myron and Merla Hudson ... his brother Ryan was a football player at Grambling State ... was recruited by North Dakota, Louisiana Tech and San Diego State ... hobbies include playing basketball and video games.

AUSTIN KIRPES

38

Linebacker
6'2" • 210 • Freshman-High School
Rowlett, Texas
Rowlett High School

High School

Named All-District 10-5A First-Team linebacker as a senior after earning Honorable Mention honors during his junior season ... graded as a two-star recruit by *Rivals* and *ESPN* ... named one of the Top 100 players in the Dallas area ... named team MVP after recording 97 tackles, eight quarterback sacks and a team-leading 28 tackles for losses as a senior ... collected 49 tackles, 11 tackles for losses, six sacks as a junior ... was selected as the *Garland News* Defensive Player of the Week after recording 12 tackles, two sacks and six tackles for losses against Garland ... led Rowlett with six sacks as a junior ... member of the varsity powerlifting team as a freshman, sophomore and junior.

Personal

Born August 30, 1991 in Dallas ... son of Kris and Tami Kirpes of Rowlett ... his older brother, Lee Patterson, was a two-time All-Conference safety at Trinity and was a team captain in 2007 when the school won an ESPY and *Time Magazine's* "Top Sports Moment" for college football's "Mississippi Miracle" ... chose to attend Texas State after being recruited by Wisconsin, Iowa State, Washington State, Ohio, Vanderbilt and New Mexico ... hobbies include lifting weights and listening to music.

DAVID LEWIS

87

Tight End
6'4" • 250 • Freshman-High School
Kingsville, Texas
H.M. King High School

High School

Two-time All-District 31-4A performer in 2007 and 2009 ... played quarterback and tight end as a junior and senior ... during his senior season, he threw for 543 yards with two touchdowns and rushed for 645 yards and 10 touchdowns on 106 carries ... recorded 22 receptions for 320 yards while

playing as a tight end ... played for coach Andy Hrcncir ... placed fifth in the shot put at the 2010 Texas State Track and Field Championships.

Personal

Born on November 26, 1991 ... mother is Sharon Lewis ... signed with Texas State after being recruited by Baylor, UTSA and Texas A&M-Kingsville ... hobbies include playing the guitar.

CRAIG MAGER

35

Defensive Back

5'11" • 181 • Freshman-High School

Luling, Texas

Luling High School

High School

Named the 2009 District 27-3A MVP and an Honorable Mention All State selection ... played for coach Robert Dean ... had 46 receptions with 841 yards and 10 touchdowns ... also gained 814 yards and six touchdowns on 88 carries ... also played basketball and competed in track and field.

Personal

Born June 11, 1992 in New Braunfels, Texas ... grandmother is Sue Ellis ... major at Texas State is physical therapy ... also recruited by North Texas.

DECHE MILBURN

9

Wide Receiver

5'11" • 185 • Freshman-High School

League City, Texas

Clear Springs High School

High School

Caught 81 passes 1,379 yards and 16 touchdowns in 2009 ... named All-District 24-5A and All-Greater Houston area selection ... also chosen All-County and All-State ... was a Houston Touchdown Club Award finalist ... played for coach Clint Hartman ... also earned All-District honors in basketball.

Personal

Born April 19, 1992 ... son of Karen and Printez Milburn ... father played at Texas A&M-Kingsville ... major at Texas State is journalism ... hobbies include playing video games.

MARQUIS WALKER

81

Wide Receiver

6'1" • 170 • Freshman-High School

Austin, Texas

Austin Lanier High School

High School

Played football, basketball and was a member of the track and field team ... football coach was Odis Jones ... named Second-Team All-District 26-4A in 2008 and an All-District 26-4A First-Team selection in 2009 ... rushed for 986 yards ... best game was against Elgin where he ran for three touchdowns and 181 yards in one half ... named to the Second Honor Roll ... earned All-District First Team honors as a junior in basketball ... regional qualifier in track and field as a junior as well ... member of the Yearbook and Journalism clubs.

Personal

Born February 27, 1992 in Austin, Texas ... son of Mr. and Mrs. Rod Walker ... major is exercise and sports science at Texas State ... also recruited by UTEP, Missouri, New Mexico, Abilene Christian, Blinn College and Kansas Wesleyan ... hobbies include playing sports.

THADDEUS WATKINS

56

Offensive Line

6'5" • 270 • Junior-Junior College

Pleasant Hill, California

College Park HS

Diablo Valley College

Junior College

Transfer student from Diablo Valley College in Pleasant Hill, California ... played for coach Mike Darr at Diablo Valley ... earned All-Northern Cal Conference honors in 2009.

High School

Played football at College Park High School in Pleasant Hill ... earned All-Diablo Athletic Football League honors after leading College Park to a 9-2 record in 2007.

Personal

Born September 20, 1989 in Walnut, Calif. ... son of Thaddeus and Kathy Watkins ... major is sociology and exercise science and sports at Texas State ... hobbies include exercising and playing video games.

DESHUN WILLIAMS

71

Defensive Line

5'11" • 280 • Freshman-High School

Carthage, Texas

Carthage High School

High School

Two-time All District 18-3A and All State selection for head coach Scott Surratt ... played an instrumental role on two consecutive Class 3A state championship teams at Carthage ... named the District 18-3A MVP in 2009 ... recorded 132 tackles, 30 tackles for losses, 17 QB pressures, six sacks, three forced fumbles, two pass break ups, one fumble recovery, and one rushing touchdown as a senior ... named the Longview News-Journal Defensive MVP on the All-East Texas football team ... chosen First Team defensive lineman on the All-Smoaky.com team ... threw the shot and discus in track ... participated in power lifting ... selected to play in the Texas High School Coaches Association All-Star game in San Antonio.

Personal

Born December 15, 1991 in Henderson, Texas ... son of Abura and Vanessa Williams ... also recruited by Stephen F. Austin and Sam Houston State.



2009 SEASON IN REVIEW

SEASON HEADLINES

Texas State ended the 2009 campaign with a 7-4 record, and the Bobcats were 5-2 against Southland Conference schools for the second straight year.

Texas State was nationally-ranked 24th in the final NCAA Division I FCS Coaches poll and 25th in The Sports Network's final FCS poll.

Quarterback Bradley George was named the Southland Conference Offensive Player and Student-Athlete of the Year. Offensive guard D.J. Hall and return specialist Mishak Rivas were named All-SLC First-Team selections. Wide receiver Da'Marcus Griggs and defensive end Travis Houston earned All-SLC Second-Team honors.

George, running back Alvin Canady, offensive tackles Calvin Gore and Alex Luna, defensive tackle Adley Eshraghipour, linebacker Marcus Clark, and defensive back Will Thompson were Honorable Mention selections.

Justin Garelick was named the SLC Special Teams Player of the Week on October 26. George was named the SLC Offensive Player of the Week on November 2. Joe Bell also earned SLC Defensive Player of the Week on November 2. George, fullback Jeff McVaney, Houston and Thompson were on the SLC All-Academic team.

There were 28 Bobcats who were members of the Southland Commissioner's Honor Roll. They were: Steve Alvarez, George Amereson, Joplo Bartu, Darius Bolden, Brandon Burleson, Adair Campbell, Michael Carmona, Josh Christian, Adley Eshraghipour, Alvaro Garcia, George, Rufino Gutierrez, Trey Hampton, Bryan Hill, Houston, Michael Hughes, Bryan Iwuji, Justin Iwuji, James Jordan, J.D. King, Blake McColloch, McVaney, Josh Minde, Trey Raush-eck, Frank Reddic, Paul Sienkiewich, Eric Soza, Thompson and Jonathan Ward.

Houston also was named a FCS Athletic Director's Association Academic All-Star for the second straight year and a semifinalist for the National Football Foundation's Bill Campbell Award (formerly named Draddy Award).

Texas State was the first Southland Conference team since 2005 to play three straight games against nationally-ranked teams (No. 11 Stephen F. Austin, No. 19 Central Arkansas and No. 10 McNeese State). Texas State was the first team since 2007 to score 21 points against then 15th-ranked FBS member TCU's defense.

The two straight wins at Nicholls and Northwestern State marked the second time in school history and the first time since 1995 that Texas State has won back-to-back road games in Louisiana. It is the second straight season that Texas State has posted a 2-0 record in road games played in Louisiana and third time overall. Last season, the Bobcats won SLC road games at McNeese State and Southeastern Louisiana.

102 YEARS OF BOBCAT FOOTBALL

Texas State completed its 102nd season of playing intercollegiate football in 2009 and finished the season with an all-time record of 480-396-26.

The Bobcats began playing football in 1904, when they opened with a 5-1 record. Texas State did not play football in 1942, 1945 and 1946. The Bobcats have won 11 Conference championships during their history, including the 2008 season when they won their first outright Conference title and the 2005 season when Texas State was co-champion of the Southland Conference.

BACK-TO-BACK WINNING SEASONS

Texas State ended 2009 with a 7-4 record and that gave the Bobcats its second straight winning season after Texas State posted an 8-5 mark in 2008. It was the first time since 1991 that Texas State has posted two straight winning records. The Bobcats had a 6-5 record in 1990 before ending 1991 with a 7-4 mark.

15 REGULAR SEASON WINS

Texas State's 15 wins during the past two regular seasons give the Bobcats their best two-year record in a regular season as a NCAA Division I team and the most wins since 1984. Texas State won a combined 16 games in 1983 and 1984 when the Bobcats posted a 9-1 record in 1983 and a 7-4 regular-season mark in 1984.

SEVEN WINS

Texas State's seven wins last season mark the second straight year that the Bobcats won at least seven games. It is the first time since 1984 that the Bobcats have accomplished the feat. Texas State also finished that season in the NCAA Division II ranks with a 7-4 mark after finishing the 1983 campaign with a 9-2 record.

2-1 vs. NATIONALLY-RANKED TEAMS

Texas State ended the 2009 campaign with a 2-1 record against FCS nationally-ranked teams. The two wins came against 11th-ranked Stephen F. Austin and at 19th-ranked Central Arkansas. The Bobcats' lone loss came against No. 10 McNeese State.

TEXAS STATE AT BOBCAT STADIUM

The Bobcats ended the 2009 season with a 4-2 record in Bobcat Stadium. The four wins came against Angelo State, Texas Southern, 11th-ranked Stephen F. Austin and Sam Houston State. The two losses were to Southeastern Louisiana in overtime and 10th-ranked McNeese State.

The win over Sam Houston State in the final game of the season gave Texas State an all-time record of 100-70 in games played at Bobcat Stadium.

BOBCATS ON THE ROAD

Texas State finished its 2009 season with a 3-2 record in road games after its the 27-24 victory at No. 19 Central Arkansas. The Bobcats also won road contests at Northwestern State (20-17) and at Nicholls (34-28). The two losses came at number 15-ranked (FBS) TCU (56-21) and at Southern Utah (38-16).

SECOND LONGEST SOUTHLAND CONFERENCE ROAD WINNING STREAK

The Bobcats finished the 2009 season with a 3-0 record in Southland Conference road games after winning all four of their road contests in 2008. Two years ago, Texas State won SLC road games at McNeese State, Stephen F. Austin, Southeastern Louisiana and Sam Houston State.

The seven straight wins mark the second-longest road winning streak in SLC road game by a current Southland Conference member. McNeese State won nine straight SLC road games from 2006-08.

Texas State's win at Nicholls was the first time since 1999 that the Bobcats won a game in Thibodaux, and the win at Central Arkansas marked the first time in school history that Texas State won a game in Conway.

10 SLC WINS IN THE LAST TWO SEASONS

Texas State won 10 Southland Conference games in the last two seasons, and that is the most conference wins for the Bobcats during a two-year period since they joined the league in 1987.

Texas State posted 5-2 record in each of the last two years. The Bobcats won their first outright conference championship since 1982 with the 5-2 mark in 2008. The five wins during each of the last two years also equal the highest single season victory total for a Bobcat team in the Southland Conference. Texas State also was 5-2 in 2000 and 5-1 in 2005.

ONE OF NATION'S TOP OFFENSES

Texas State had one of the nation's Top 12 FCS offenses with an average of 422.18 yards per game. The Bobcats gained over 400 yards of offense in five games last season, including a season-best 541 yards against Southeastern Louisiana. Texas State also gained 525 yards versus Texas Southern, 463 yards against Angelo State, 480 yards at Nicholls, 450 yards at Northwestern State and 412 at Southern Utah.

SEVENTH-BEST PASSING OFFENSE

Texas State had the seventh-best passing offense among NCAA FCS team leaders with an average of 288.91 yards per game. The Bobcats gained over 300 yards through the air in six games last season. Texas State threw for a season-best 337 yards against Southeastern Louisiana, 328 yards versus Angelo State, 325

2009 SEASON IN REVIEW

versus Texas Southern, 324 yards against Stephen F. Austin, 322 yards versus Sam Houston State and 301 yards at Central Arkansas.

12TH-BEST SCORING OFFENSE

The Bobcats had the nation's 12th-best scoring offense with an average of 31.91 points per game after scoring 351 points in their 12 games. Texas State topped 30 points four times last season with a season-best 52 points versus Texas Southern, 50 points against Southeastern Louisiana, 48 points against Angelo State and 34 points at Nicholls.

TEAM CAPTAINS IN 2009

The Texas State football team elected Bradley George, Alex Luna, Travis Houston and Marcus Clark as team captains for 2009. It marked the third straight season that George was selected a team captain by his teammates. Luna started every game in 2007, 2008 and 2009 on Texas State's offensive line after moving over from defensive tackle. Houston started every game each of the last two seasons at defensive end, and Clark has started as a linebacker during each of the last three years.

CAREER PASSING LEADER

Bradley George ended his collegiate career setting Texas State's passing records with 9,556 yards and 76 touchdown passes.

George threw for over 300 yards in six games in 2009, including a season-best 337 yards against Southeastern Louisiana. George ended his career recording 300-yard passing games 10 times. His career-best total was 418 yards versus Stephen F. Austin in 2008.

He is the first Texas State quarterback to throw for over 2,000 yards in three consecutive seasons, and became just the second quarterback in school history to eclipse the 3,000-yard plateau when he completed 258 of his 409 passes for 3,121 yards, 23 touchdowns and just 11 interceptions.

CAREER TOTAL OFFENSE LEADER

Bradley George also set a Texas State career record for most offensive plays and yards as he gained 9,786 yards on 1,479 plays during his four-years as a starting quarterback.

George also ranked seventh nationally and set a single season record for the highest average of total yards with 286.09 yards per game in 2009.

RECORD-SETTING RECEIVER

Da'Marcus Griggs set a new Texas State record for the most receptions in a season with 80 catches in 2009. Griggs ranked ninth among national leaders with 7.27 catches per game and 12th in receiving yards with an average of 88.09 yard per contest.

Griggs also recorded career-bests of 11 receptions for 178 yards and two touchdowns

against Sam Houston State. Earlier in the season, he caught 11 passes for 129 yards and one TD at Northwestern State.

He also caught 10 passes for 142 yards and a touchdown versus Texas Southern and had nine receptions for 102 yards and a touchdown against Southeastern Louisiana.

Prior to last season, Griggs had caught nine passes for 102 yards during the entire 2008 season.

OUT OF THE BACKFIELD

Senior running back Alvin Canady was one of Texas State's leaders in receptions for the second time in the last three years after catching 33 passes for 287 yards and one touchdown in 2009. Canady also led the Bobcats in rushing with 546 yards and nine touchdowns on 128 carries last season.

TOUGH IN THE RED ZONE

Texas State ranked second among Southland Conference teams in red zone defense after allowing teams to score 80.4 percent of the time. The Bobcats forced six turnovers and held their opponents to kick six field goals in 50 scoring attempts inside the red zone. The Bobcats also led the league in red zone defense in 2008.

CLARK LEADS DEFENSE

Marcus Clark led Texas State in tackles for the second time in three years in 2009. Clark registered 95 tackles. His total also was fourth among Southland Conference defensive leaders. Clark recorded a career-best 16 tackles against Stephen F. Austin and had 14 stops against McNeese State.

He led the Bobcats as a true freshman in 2007 with 71 tackles and was second among team leaders with 85 tackles in 2008.

IN THE INTERCEPTION COLUMN

The Bobcats had eight different players record an interception during the 2009 campaign. Will Thompson led the Bobcats with two interceptions, while Mario Wiggins intercepted a pass and returned it a team-best 48 yards. Marcus Clark intercepted a pass and returned it 25 yards against McNeese State. In addition, Travis Houston returned an interception seven yards, while Brian Lilly returned his interception one yard. In addition, Matt Harris, Adley Eshraghipour and T.P. Miller each had one interception in 2009.

2009 SPORTS NETWORK'S FCS POLL

Team (first-place votes)	Record	Points
1 Villanova (101)	14-1	2525
2 Montana	14-1	2415
3 Appalachian State	11-3	2385
4 William & Mary	11-3	2225
5 Richmond	11-2	2092
6 Southern Illinois	11-2	2037
7 New Hampshire	10-3	1815
8 South Carolina State	10-2	1685
9 Elon	9-3	1672
10 Stephen F. Austin	10-3	1577
11 South Dakota State	8-4	1431
12 McNeese State	9-3	1391
13 Eastern Washington	8-4	1150
14 Holy Cross	9-3	1111
15 Prairie View	9-1	976
16 Jacksonville State	8-3	931
17 Weber State	7-5	914
18 UNI	7-4	854
19 Eastern Illinois	8-4	736
20 Penn	8-2	590
21 Colgate	9-2	524
22 Liberty	8-3	482
23 Florida A&M	8-3	366
24 Lafayette	8-3	223
25 Texas State	7-4	155

Others Receiving Votes: James Madison 129, Montana State 112, Delaware 89, Harvard 64, Butler 49, Eastern Kentucky 34, Central Connecticut State 29, UC Davis 28, Furman 26, Illinois State 24, Northern Arizona 21, Grambling 11, Youngstown State 8, Norfolk State 7, Stony Brook 4, Alabama A&M 3, Old Dominion 3, Central Arkansas 2, Chattanooga 1.

2009 FCS COACHES' POLL

The top 25 teams in the FCS Coaches football poll, with first-place votes in parentheses, 2009 records and previous ranking:

Team (first-place votes)	Record	Points
1 Villanova (28)	14-1	700
2 Montana	14-1	672
3 William & Mary	11-3	629
4 Appalachian State	11-3	629
5 Richmond	11-2	579
6 Southern Illinois	11-2	541
7 New Hampshire	10-3	515
8 South Carolina State	10-2	477
9 Stephen F. Austin	10-3	450
10 Elon	9-3	439
11 South Dakota State	8-4	413
12 McNeese State	9-3	375
13 Eastern Washington	8-4	345
14 Holy Cross	9-3	317
15 Eastern Illinois	8-4	272
16 Jacksonville State	8-3	258
17 Weber State	7-5	252
18 UNI	7-4	246
19 Prairie View	9-1	223
20 Colgate	9-2	165
21 Liberty	8-3	155
22 Florida A&M	8-3	127
23 Penn	8-2	97
24 Texas State	7-4	59
25 Lafayette	8-3	56
26 Montana St.	7-4	47

Others Receiving Votes: Montana St. 38, Delaware 18, James Madison 14, Harvard 6, Butler 6, Northern Arizona 5, Grambling St. 5, Illinois St. 4, Alabama A&M 4, Tennessee Tech 2, Central Conn. St. 2, Dayton 2, UC Davis 1, Central Arkansas 1, Massachusetts 1.

2010 TEXAS STATE FOOTBALL

2009 TEAM STATISTICS

TEAM STATISTICS	TXST	OPP
SCORING	351	317
Points Per Game	31.9	28.8
FIRST DOWNS	251	243
Rushing	78	101
Passing	158	122
Penalty	15	20
RUSHING YARDAGE	1466	2032
Yards Gained Rushing	1695	2262
Yards Lost Rushing	229	230
Rushing Attempts	348	413
Average Per Rush	4.2	4.9
Average Per Game	133.3	184.7
TDs Rushing	23	25
PASSING YARDAGE	3178	2541
Comp-Att-Int	264-420-11	226-348-9
Average Per Pass	7.6	7.3
Average Per Catch	12.0	11.2
Average Per Game	288.9	231.0
TDs Passing	24	14
TOTAL OFFENSE	4644	4573
Total Plays	768	761
Average Per Play	6.0	6.0
Average Per Game	422.2	415.7
KICK RETURNS: #-Yards	45-904	57-1082
PUNT RETURNS: #-Yards	9-59	13-170
INT RETURNS: #-Yards	9-83	11-92
KICK RETURN AVERAGE	20.1	19.0
PUNT RETURN AVERAGE	6.6	13.1
INT RETURN AVERAGE	9.2	8.4
FUMBLES-LOST	19-10	23-13
PENALTIES-Yards	74-657	67-589
Average Per Game	59.7	53.5
PUNTS-Yards	40-1531	32-1228
Average Per Punt	38.3	38.4
Net Punt Average	32.0	34.0
TIME OF POSSESSION/Game	30:10	29:50
3RD-DOWN Conversions	76/152	64/144
3rd-Down Pct	50%	44%
4TH-DOWN Conversions	16/22	8/21
4th-Down Pct	73%	38%
SACKS BY-Yards	14-89	15-87
MISC YARDS	0	90
TOUCHDOWNS SCORED	48	42
FIELD GOALS-ATTEMPTS	7-9	8-19
ON-SIDE KICKS	0-1	0-0
RED-ZONE SCORES	44-50 88%	41-51 80%
RED-ZONE TOUCHDOWNS	38-50 76%	34-51 67%
PAT-ATTEMPTS	42-48 88%	35-37 95%
ATTENDANCE	74930	59391
AVERAGE PER GAME	6/12488	5/11878

2009 SCHEDULE & RESULTS

Date	Opponent	Score	Time	Attendance
Sept. 05	Angelo State	W 48-28	3:00	14,116
Sept. 19	at #15 TCU	L 21-56	3:09	35,249
Sept. 26	Texas Southern	W 52-18	3:26	12,754
Oct. 03	at Southern Utah	L 16-38	2:57	4,197
*Oct. 10	Southeastern Louisiana (ot)	L 50-51	3:25	12,003
*Oct 17	at Nicholls	W 34-28	2:53	3,583
*Oct 24	at Northwestern State	W 20-17	2:42	8,113
*Oct. 31	#11 Stephen F.Austin	W 28-7	2:45	13,926
*Nov. 07	at #19 Central Arkansas	W 27-24	2:58	8,249
*Nov. 14	#10 McNeese State	L 27-30	3:02	13,013
*Nov. 21	Sam Houston State	W 28-20	2:46	9,118

* indicates conference game

Score by Quarters

Quarter	1st	2nd	3rd	4th	OT	Total
Texas State	81	100	69	95	6	351
Opponents	59	89	66	96	7	317

2009 INDIVIDUAL STATISTICS

Rushing

Player	GP	Att	Gain	Loss	Net	Avg	TD	Lg	Avg
Canady, Alvin	11	128	600	54	546	4.3	9	48	49.6
Bush, Karrington	4	59	392	7	385	6.5	4	33	96.2
Reddic, Frank	11	53	226	20	206	3.9	6	24	18.7
Hawkins, Tim	10	20	171	6	165	8.2	1	57	16.5
Alexander, Cedric	10	9	57	3	54	6.0	1	21	5.4
Follis, Ben	11	5	41	0	41	8.2	0	22	3.7
George, Bradley	11	37	122	96	26	0.7	0	13	2.4
Rivas, Mishak	9	16	54	33	21	1.3	0	17	2.3
McVaney, Jeff	11	4	9	0	9	2.2	0	3	0.8
Griggs, Da'Marcus	11	1	8	0	8	8.0	0	8	0.7
Garcia, Alvaro	11	3	8	0	8	2.7	0	6	0.7
Hampton, Trey	6	4	7	0	7	1.8	2	4	1.2
Texas State	11	348	1695	229	1466	4.2	23	57	133.3
Opponents	11	413	2262	230	2032	4.9	25	70	184.7

Passing

Player	G	Effic	Cmp-Att-Int	Pct	Yds	TD	Lg	Avg
George, Bradley	11	140.36	258-409-11	63.1	3121	23	71	283.7
Hawkins, Tim	10	125.82	5-9-0	55.6	36	1	16	3.6
Garcia, Alvaro	11	138.20	1-2-0	50.0	21	0	21	1.9
Texas State	11	140.04	264-420-11	62.9	3178	24	71	288.9
Opponents	11	134.38	226-348-9	64.9	2541	14	44	231.0



Receiving

Player	G	No.	Yds	Avg	TD	Lg	Avg
Griggs, Da'Marcus	11	80	969	12.1	8	46	88.1
Dillard, Daren	11	43	643	15.0	6	39	58.5
Canady, Alvin	11	33	287	8.7	1	62	26.1
Rivas, Mishak	9	26	276	10.6	4	32	30.7
Garcia, Alvaro	11	22	305	13.9	1	71	27.7
Bolden, Darius	11	15	204	13.6	1	45	18.5
Brooks, Andrew	11	14	121	8.6	0	21	11.0
Alexander, Cedric	10	9	152	16.9	1	48	15.2
Scott, Corey	9	8	108	13.5	0	29	12.0
Bush, Karrington	4	6	47	7.8	0	12	11.8
McClendon, Woody	11	3	20	6.7	1	10	1.8
McVaney, Jeff	11	2	30	15.0	0	21	2.7
Hampton, Trey	6	1	9	9.0	0	9	1.5
Hawkins, Tim	10	1	6	6.0	0	6	0.6
Anderson, Kyle	3	1	1	1.0	1	1	0.3
Texas State	11	264	3178	12.0	24	71	288.9
Opponents	11	226	2541	11.2	14	44	231.0

Total Offense

Player	G	Plays	Rush	Pass	Total	Avg
George, Bradley	11	446	26	3121	3147	286.1
Canady, Alvin	11	128	546	0	546	49.6
Bush, Karrington	4	59	385	0	385	96.2
Reddic, Frank	11	53	206	0	206	18.7
Hawkins, Tim	10	29	165	36	201	20.1
Alexander, Cedric	10	9	54	0	54	5.4
Follis, Ben	11	5	41	0	41	3.7
Garcia, Alvaro	11	5	8	21	29	2.6
Rivas, Mishak	9	16	21	0	21	2.3
McVaney, Jeff	11	4	9	0	9	0.8
Griggs, Da'Marcus	11	1	8	0	8	0.7
Hampton, Trey	6	4	7	0	7	1.2
TEAM	9	9	-10	0	-10	-1.1
Texas State	11	768	1466	3178	4644	422.2
Opponents	11	761	2032	2541	4573	415.7

Scoring

Players	TD	FGs	----- PATs -----				Pass	DXP	Saf	Pts
			Kick	Rush	Rcv	Pass				
Canady, Alvin	10	0-0	0-0	0-0	0	0-0	0	0	60	
Garelick, Justin	0	7-8	28-32	0-0	0	0-0	0	0	49	
Griggs, Da'Marcus	8	0-0	0-0	0-0	0	0-0	0	0	48	
Dillard, Daren	7	0-0	0-0	0-0	0	0-0	0	0	42	
Reddic, Frank	6	0-0	0-0	0-0	0	0-0	0	0	36	
Rivas, Mishak	4	0-0	0-0	0-0	0	0-0	0	0	24	
Bush, Karrington	4	0-0	0-0	0-0	0	0-0	0	0	24	
Batchelor, Ryan	0	0-1	14-16	0-0	0	0-0	0	0	14	
Hampton, Trey	2	0-0	0-0	0-0	0	0-0	0	0	12	
Alexander, Cedric	2	0-0	0-0	0-0	0	0-0	0	0	12	
Anderson, Kyle	1	0-0	0-0	0-0	0	0-0	0	0	6	
Bolden, Darius	1	0-0	0-0	0-0	0	0-0	0	0	6	
Garcia, Alvaro	1	0-0	0-0	0-0	0	0-0	0	0	6	
McClendon, Woody	1	0-0	0-0	0-0	0	0-0	0	0	6	
Hawkins, Tim	1	0-0	0-0	0-0	0	0-0	0	0	6	
Texas State	48	7-9	42-48	0-0	0	0-0	0	0	351	
Opponents	42	8-19	35-37	1-1	2	2-4	0	0	317	

Field Goals

Player	FG-Att	Pct	01-19	20-29	30-39	40-49	50-99	Lg	Blk
Garelick, Justin	7-8	87.5	0-0	6-6	0-0	1-2	0-0	44	1
Batchelor, Ryan	0-1	0.0	0-0	0-0	0-0	0-1	0-0	0	0

Field Goal Sequence

Game	Texas State	Opponents
Angelo State	-	36
TCU	-	-
Texas Southern	(44),44	(25),(21)
Southern Utah	(24)	(42),35,52
Southeastern La.	(21)	44
Nicholls	(26),(26)	32,27
Northwestern State	(29),(21)	(37)
Stephen F.Austin	44	22,44
Central Arkansas	-	(22),37
McNeese State	-	(28)
Sam Houston State	-	50,(31),(36),44

Numbers in (parentheses) indicate field goal was made.

Kickoffs

Player	No.	Yds	Avg	TB	OB	Retn	Net	YdLn
Batchelor, Ryan	45	2872	63.8	5	1			
Garelick, Justin	12	649	54.1	0	1			
Follis, Ben	7	435	62.1	0	0			
Texas State	64	3956	61.8	5	2	1082	43.3	26
Opponents	59	3463	58.7	9	3	904	40.3	29

Punting

Player	No.	Yds	Avg	Lg	TB	FC	I20	Blkd
Follis, Ben	39	1531	39.3	59	4	6	12	1
TEAM	1	0	0.0	0	0	0	0	0
Texas State	40	1531	38.3	59	4	6	12	1
Opponents	32	1228	38.4	52	4	10	6	0

Interceptions

Player	No.	Yds	Avg	TD	Lg
Thompson, Will	2	2	1.0	0	2
Miller, T.P.	1	0	0.0	0	0
Wiggins, Mario	1	48	48.0	0	48
Harris, Matt	1	0	0.0	0	0
Eshraghipour, Adley	1	0	0.0	0	0
Houston, Travis	1	7	7.0	0	7
Lilly, Brian	1	1	1.0	0	1
Clark, Marcus	1	25	25.0	0	25
Texas State	9	83	9.2	0	48
Opponents	11	92	8.4	0	35

Punt Returns

Player	No.	Yds	Avg	TD	Lg
Thompson, Will	9	59	6.6	0	34
Total	9	59	6.6	0	34
Opponents	13	170	13.1	0	23

2010 TEXAS STATE FOOTBALL

Fumble Returns

Player	No.	Yds	Avg	TD	Long
Bartu, Joplo	1	0	0.0	0	0
Texas State	1	0	0.0	0	0
Opponents	2	118	59.0	2	99

Kick Returns

Player	No.	Yds	Avg	TD	Lg
Rivas, Mishak	22	506	23.0	0	56
Reddic, Frank	6	98	16.3	0	21
Alexander, Cedric	4	61	15.2	0	26
McVaney, Jeff	4	37	9.2	0	17
Canady, Alvin	3	63	21.0	0	25
Bush, Karrington	2	78	39.0	0	41
Morris, Darryl	1	1	1.0	0	1
Dillard, Daren	1	38	38.0	1	38
Thompson, Will	1	10	10.0	0	10
Strodtman, Patrick	1	12	12.0	0	12
Texas State	45	904	20.1	1	56
Opponents	57	1082	19.0	1	96

All Purpose Yards

Player	G	Rush	Rec	PR	KOR	IR	Tot	Avg/G
Griggs, Da'Marcus	11	8	969	0	0	0	977	88.8
Canady, Alvin	11	546	287	0	63	0	896	81.5
Rivas, Mishak	9	21	276	0	506	0	803	89.2
Dillard, Daren	11	0	643	0	38	0	681	61.9
Bush, Karrington	4	385	47	0	78	0	510	127.5
Garcia, Alvaro	11	8	305	0	0	0	313	28.5
Reddic, Frank	11	206	0	0	98	0	304	27.6
Alexander, Cedric	10	54	152	0	61	0	267	26.7
Bolden, Darius	11	0	204	0	0	0	204	18.5
Hawkins, Tim	10	165	6	0	0	0	171	17.1
Brooks, Andrew	11	0	121	0	0	0	121	11.0
Scott, Corey	9	0	108	0	0	0	108	12.0
McVaney, Jeff	11	9	30	0	37	0	76	6.9
Thompson, Will	11	0	0	59	10	2	71	6.5
Wiggins, Mario	7	0	0	0	0	48	48	6.9
Follis, Ben	11	41	0	0	0	0	41	3.7
George, Bradley	11	26	0	0	0	0	26	2.4
Clark, Marcus	11	0	0	0	0	25	25	2.3
McClendon, Woody	11	0	20	0	0	0	20	1.8
Hampton, Trey	6	7	9	0	0	0	16	2.7
Strodtman, Patrick	10	0	0	0	12	0	12	1.2
Houston, Travis	11	0	0	0	0	7	7	0.6
Morris, Darryl	11	0	0	0	1	0	1	0.1
Lilly, Brian	8	0	0	0	0	1	1	0.1
Anderson, Kyle	3	0	1	0	0	0	1	0.3
TEAM	9	-10	0	0	0	0	-10	-1.1
Texas State	11	1466	3178	59	904	83	5690	517.3
Opponents	11	2032	2541	170	1082	92	5917	537.9

2009 GAME-BY-GAME STARTERS

OFFENSE	QB	TB	WR	WR	RT	RG	C	LG	LT	TE/Y	X-Back/FB
Angelo State	George	Bush	Griggs	Bolden	Gore	Hall	Kenney	Ruelas	Luna	Brooks	Garcia
TCU	George	Canady	Griggs	Alexander	Gore	Hall	Kenney	Hannan	Luna	Brooks	Garcia
Texas Southern	George	Canady	Dillard	Bolden	Gore	Hall	Kenney	Hannan	Luna	Brooks	Rivas
Southern Utah	George	Canady	Griggs	Bolden	Gore	Hall	Kenney	Hannan	Luna	Brooks	Rivas
Southeastern Louisiana	George	Bush	Griggs	Bolden	Gore	Hall	Kenney	Ruelas	Luna	Brooks	McVaney
Nicholls	George	Bush	Griggs	Hawkins	Gore	Hall	Kenney	Schneeweis	Luna	Brooks	McVaney
Northwestern State	George	Canady	Griggs	Bolden	Gore	Hall	Kenney	Schneeweis	Luna	Hawkins	Rivas
Stephen F. Austin	George	Canady	Griggs	Bolden	Gore	Hall	Kenney	Schneeweis	Luna	Brooks	Rivas
Central Arkansas	George	Canady	Griggs	Dillard	Gore	Hall	Kenney	Schneeweis	Luna	Garcia	Rivas
McNeese State	George	Canady	Griggs	Hawkins	Gore	Hall	Kenney	Schneeweis	Luna	Brooks	Rivas
Sam Houston State	George	Canady	Griggs	Dillard	Gore	Hall	Kenney	Schneeweis	Luna	Brooks	Hampton

DEFENSE	Bandit	End	DT	NT	RE	SLB	MLB	WLB	CB	CB	SS	FS
Angelo State	Houston	Eshraghipour	Hood	Jackson	Clark	Strodtman	Iwuji	Lopez	Thompson	Miller	Hampton	
TCU	Houston	Eshraghipour	Hood	Jackson	Clark	Strodtman	Iwuji	Lopez	Thompson	Miller	Wiggins	
Texas Southern	Houston	Eshraghipour	Hood	Jackson	Clark	Strodtman	Iwuji	Lopez	Thompson	Miller	Wiggins	
Southern Utah	Houston	Eshraghipour	Hood	Jackson	Clark	Bell	Iwuji	Morris	Thompson	Miller	Wiggins	
Southeastern Louisiana	Houston	Eshraghipour	Hood	Jackson	Clark	Bell	Iwuji	Morris	Thompson	Miller	Hampton	
Nicholls	Houston	Eshraghipour	Hood	Jackson	Clark	Bell	Iwuji	Morris	Thompson	Miller	Hampton	
Northwestern State	Houston	Eshraghipour	Hood	Jackson	Clark	Strodtman	Iwuji	Morris	Thompson	Miller	Hampton	
Stephen F. Austin	Houston	Eshraghipour	Hood	Jackson	Clark	Bell	Iwuji	Morris	Thompson	Miller	Hampton	
Central Arkansas	Houston	Eshraghipour	Hood	Jackson	Clark	Bell	Iwuji	Morris	Thompson	Miller	Hampton	
McNeese State	Houston	Eshraghipour	Hood	Jackson	Clark	Bell	Iwuji	Morris	Thompson	Miller	Hampton	
Sam Houston State	Houston	Eshraghipour	Hood	Jackson	Clark	Bell	Iwuji	Morris	Thompson	Miller	Hampton	

Defensive Statistics

Players	GP	-----Tackles-----			TFL/Yds	-Sacks-		---Pass Def---			-Fumbles-		Blkd Kick Saf	
		Solo	Ast	Total		No	Yards	Int-Yds	BrUp	QBH	Rcv-Yds	FF	Kick	Saf
52 Clark, Marcus	11	39	56	95	8.0-29	2-18	1-25	2	5	2-0	1	.	.	
6 Iwuji, Bryan	11	27	40	67	1.0-1	
25 Hampton, Kenneth	11	39	27	66	.	.	.	1	
44 Bell, Joe	9	24	39	63	2.0-7	2-0	2	.	.	
8 Houston, Travis	11	20	33	53	8.5-20	2-5	1-7	1	6	.	1	.	.	
31 Bartu, Joplo	11	24	28	52	3.0-12	1-8	.	.	4	2-0	1	.	.	
93 Hood, Garrett	11	15	27	42	2.5-8	1-8	.	.	1	1-0	.	.	.	
60 Eshraghipour, Adley	11	16	26	42	3.0-6	1-3	1-0	2	2	2-0	.	.	.	
7 Thompson, Will	11	32	10	42	5.0-21	1-5	2-2	5	.	1-0	.	.	.	
33 Miller, T.P.	11	18	23	41	1.0-3	.	1-0	1	
2 Morris, Darryl	11	26	14	40	2.0-7	.	.	6	1	
99 Jackson, Ron	11	13	24	37	5.0-21	4-19	.	.	2	1-0	.	.	.	
14 Lopez, Derek	11	17	13	30	3.0-8	.	.	5	
50 Strodman, Patrick	10	13	15	28	1.5-3	.	.	.	1	
45 Harris, Matt	11	10	13	23	1.5-18	1-16	1-0	2	.	.	1	.	.	
40 Minde, Joshua	9	12	5	17	1.5-4	2	.	.	
34 Lilly, Brian	8	6	9	15	0.5-2	.	1-1	
42 Pier, Sam	11	6	4	10	
21 Wiggins, Mario	7	7	3	10	.	.	1-48	
85 Alvarez, Steven	11	7	2	9	1-0	1	.	.	
29 McVane, Jeff	11	1	8	9	
41 Holmes, Charles	10	3	4	7	
92 Kazen, Jay	6	3	4	7	
80 Bolden, Darius	11	3	3	6	1	.	.	
98 Woosley, Leon	9	1	5	6	
47 Parker, Adrian	8	4	1	5	
13 Dillard, Daren	11	2	1	3	
72 Dews, Ralston	6	2	.	2	1.0-1	1-1	
90 Torres, David	3	1	1	2	1.0-6	1-6	.	.	.	1-0	.	.	.	
30 McLean, Jason	7	1	1	2	
86 King, J.D.	1	1	.	1	
35 Hampton, Trey	6	1	.	1	
81 Anderson, Kyle	3	1	.	1	
22 Canady, Alvin	11	1	.	1	
71 Luna, Alex	11	.	1	1	
9 George, Bradley	11	.	1	1	
5 Garcia, Alvaro	11	.	1	1	
Texas State	11	398	442	840	52-181	14-89	9-83	25	22	13-0	12	.	.	
Opponents	11	386	348	734	61.0-199	15-87	11-92	31	24	10-118	14	2	.	

GAME-BY-GAME LEADERS

Opponent	Leading Rusher	Leading Passer	Leading Receiver	Leading Tackler
Angelo State	Alvin Canady (13-34)	Bradley George (18-27-2, 328, 3 TD's)	Da'Marcus Griggs (5-64, 1 TD)	Bryan Iwuji (10)
TCU	Frank Reddic (6-28, 1 TD)	Bradley George (16-37-1, 199, 1 TD)	Da'Marcus Griggs (5-56)	Marcus Clark, Joplo Bartu (8)
Texas Southern	Alvin Canady (14-116, 2 TD's)	Bradley George (23-38-3, 325, 3 TD's)	Da'Marcus Griggs (10-142, 1 TD)	Marcus Clark, Joplo Bartu (7)
Southern Utah	Karrington Bush (9-82)	Bradley George (26-41-1, 197)	Alvin Canady (8-34)	Bryan Iwuji, Joe Bell (7)
Southeastern Louisiana	Karrington Bush (26-129, 3 TD's)	Bradley George (30-46-1, 337, 2 TD's)	Da'Marcus Griggs (9-102, 1 TD)	Marcus Clark (10)
Nicholls	Karrington Bush (20-163, 1 TD)	Bradley George (20-31-0, 233, 3 TD's)	Da'Marcus Griggs (6-70, 1 TD)	Bryan Iwuji (8)
Northwestern State	Alvin Canady (9-82, 1 TD)	Bradley George (23-31-0, 291, 1 TD)	Da'Marcus Griggs (11-129, 1 TD)	Marcus Clark (13)
Stephen F. Austin	Alvin Canady (14-35)	Bradley George (30-41-0, 303, 4 TD's)	Da'Marcus Griggs (9-91, 1 TD)	Marcus Clark (16)
Central Arkansas	Alvin Canady (18-50)	Bradley George (27-39-0, 301, 3 TD's)	Daren Dillard (9-147, 1 TD)	Kenneth Hampton (8)
McNeese State	Alvin Canady (18-60, 3 TD's)	Bradley George (23-41-1, 285, 1 TD)	Da'Marcus Griggs (5-75)	Marcus Clark (14)
Sam Houston State	Alvin Canady (16-80, 1 TD)	Bradley George (22-37-2, 322, 3 TD's)	Da'Marcus Griggs (11-178, 2 TD's)	Joplo Bartu (11)

TEAM GAME-BY-GAME COMPARISONS

Opponent	First Downs					Rushing	Passing	Total Offense		Return	TO
	Score	Total	Rush	Pass	Pen	Number-Yards	Comp-Att-Int	Yards	Plays-Yards	Yards	
Angelo State	48-28	20/20	6/4	13/14	1/2	39-135/27-93	18-27-2/21-37-1	328/281	66-463/64-374	104/274	2/2
TCU	21-56	15/28	4/15	10/10	1/3	24-30/46-286	18-39-1/18-24-1	219/222	63-249/70-508	141/144	2/2
Texas Southern	52-18	27/22	8/4	17/14	2/4	32-200/30-4	23-38-3/32-48-1	325/352	70-525/78-356	138/209	3/5
Southern Utah	16-38	25/27	12/5	12/19	1/3	33-203/30-131	28-47-1/27-42-0	209/256	80-412/72-387	71/117	4/1
Southeastern Louisiana	50-51	32/24	10/13	20/10	2/1	38-204/39-208	30-46-1/23-36-0	337/285	84-541/75-493	132/133	1/1
Nicholls	34-28	23/16	11/9	12/4	0/3	45-247/47-259	20-31-0/5-10-1	233/65	76-480/57-324	51/101	3/4
Northwestern State	20-17	19/21	6/17	13/4	0/0	23-159/46-285	23-31-0/10-18-0	291/117	54-450/64-402	65/118	1/0
Stephen F. Austin	28-7	25/21	6/6	16/15	3/0	32-52/31-151	31-42-0/33-50-2	324/265	74-376/81-416	42/87	1/3
Central Arkansas	27-24	22/18	4/10	16/7	2/1	31-67/38-223	27-39-0/14-22-1	301/200	70-368/60-423	106/58	0/1
McNeese State	27-30	22/23	9/12	13/11	0/0	29-95/45-250	24-43-1/19-25-1	289/258	72-384/70-508	102/97	1/1
Sam Houston State	28-20	21/23	2/6	16/14	3/3	22-74/34-142	22-37-2/24-36-1	322/240	59-396/70-382	94/124	3/2
Totals	351-317	251/243	78/101	158/122	15/20	348-1466/413-2032	264-420-11/226-348-9	3178/2541	768-4644/761-4573	1046/1462	21/22

Opponent	3rd Down	4th Down	Time of	TOP	Avg	Avg	Avg	Punting	Penalties
	Conversions	Conversions	Possession	Margin	Yds/Rush	Yds/Pass	Yds/Play	Number-Avg	Number-Yards
Angelo State	5-11/3-13	3-3/1-2	31:37/28:23	3:14	3.5/3.4	12.1/7.6	7.0/5.8	3-39.7/6-34.7	5-31/4-41
TCU	3-14/6-10	2-2/1-1	28:34/31:26	-2:52	1.2/6.2	5.6/9.2	4.0/7.3	8-44.2/3-40.0	9-75/7-50
Texas Southern	9-13/5-15	0-0/1-4	31:12/28:48	2:24	6.2/0.1	8.6/7.3	7.5/4.6	1-30.0/3-30.0	12-110/10-100
Southern Utah	6-16/8-14	4-5/1-2	25:08/34:52	-9:44	6.2/4.4	4.4/6.1	5.2/5.4	3-31.0/1-52.0	10-85/5-35
Southeastern Louisiana	10-17/6-12	1-2/1-2	37:17/22:43	14:34	5.4/5.3	7.3/7.9	6.4/6.6	3-16.0/2-49.0	6-45/6-51
Nicholls	6-13/4-11	1-2/1-1	33:10/26:50	6:20	5.5/5.5	7.5/6.5	6.3/5.7	2-39.0/3-45.7	8-83/2-10
Northwestern State	2-7/6-13	0-1/0-2	26:56/33:04	-6:08	6.9/6.2	9.4/6.5	8.3/6.3	2-43.0/4-37.0	6-55/8-65
Stephen F. Austin	8-16/4-14	1-2/1-4	33:26/26:34	6:52	1.6/4.9	7.7/5.3	5.1/5.1	5-42.0/3-40.7	3-29/6-6
Central Arkansas	9-16/7-13	1-2/0-0	31:51/28:09	3:42	2.2/5.9	7.7/9.1	5.3/7.1	5-39.8/3-37.3	6-54/10-8
McNeese State	9-17/8-14	3-3/1-2	28:13/31:47	-3:34	3.3/5.6	6.7/10.3	5.3/7.3	5-38.0/3-35.7	2-15/3-25
Sam Houston State	9-12/7-15	0-0/0-1	24:26/35:34	-11:08	3.4/4.2	8.7/6.7	6.7/5.5	3-41.3/1-34.0	7-75/6-65
Totals	76-152/64-144	16-22/8-21	331:50/328:10	3:40	4.2/4.9	7.6/7.3	6.0/6.0	40-38.3/32-38.4	657/589

Note: Game totals are displayed in the format TEAM/OPPONENT for each category

TEAM SINGLE GAME SUPERLATIVES

TEXAS STATE		
Rushes	45	at Nicholls (Oct 17)
Yards Rushing	247	at Nicholls (Oct 17)
Yards Per Rush	6.9	at Northwestern State (Oct 24)
TD Rushes	5	vs Texas Southern (Sep 26) vs Southeastern La. (Oct 10)
Pass attempts	47	at Southern Utah (Oct 03)
Pass completions	31	vs Stephen F. Austin (Oct 31)
Yards Passing	337	vs Southeastern La. (Oct 10)
Yards Per Pass	12.1	vs Angelo State (Sep 05)
TD Passes	4	vs Stephen F. Austin (Oct 31)
Total Plays	84	vs Southeastern La. (Oct 10)
Total Offense	541	vs Southeastern La. (Oct 10)
Yards Per Play	8.3	at Northwestern State (Oct 24)
Points	52	vs Texas Southern (Sep 26)
Sacks By	4	vs Texas Southern (Sep 26)
First Downs	32	vs Southeastern La. (Oct 10)
Penalties	12	vs Texas Southern (Sep 26)
Penalty Yards	110	vs Texas Southern (Sep 26)
Turnovers	4	at Southern Utah (Oct 03)
Interceptions By	2	vs Stephen F. Austin (Oct 31)

OPPONENTS		
Rushes	47	at Nicholls (Oct 17)
Yards Rushing	286	at TCU (Sep 19)
Yards Per Rush	6.2	at TCU (Sep 19, 2009)
TD Rushes	7	at TCU (Sep 19, 2009)
Pass attempts	50	vs Stephen F. Austin (Oct 31, 2009)
Pass completions	33	vs Stephen F. Austin (Oct 31, 2009)
Yards Passing	352	vs Texas Southern (Sep 26, 2009)
Yards Per Pass	10.3	vs McNeese State (Nov 14, 2009)
TD Passes	4	vs Southeastern La. (Oct 10, 2009)
Total Plays	81	vs Stephen F. Austin (Oct 31, 2009)
Total Offense	508	at TCU (Sep 19, 2009) vs McNeese State (Nov 14, 2009)
Yards Per Play	7.3	at TCU (Sep 19, 2009) vs McNeese State (Nov 14, 2009)
Points	56	at TCU (Sep 19, 2009)
Sacks By	3	at TCU (Sep 19, 2009)
First Downs	28	at TCU (Sep 19, 2009)
Penalties	10	vs Texas Southern (Sep 26, 2009) at Central Arkansas (Nov 07, 2009)
Penalty Yards	100	vs Texas Southern (Sep 26, 2009)
Turnovers	5	vs Texas Southern (Sep 26, 2009)
Interceptions By	3	vs Texas Southern (Sep 26, 2009)

GAME-BY-GAME STATISTICS

Rushing (Carries-Yards-Touchdowns)

Player	Canady	Bush	Reddic	Hawkins	McVaney
Angelo State	13-34/0	4-11/0	9-27/1	-	2-3/0
TCU	9-11/0	DNP	6-28/1	4-0/0	-
Texas Southern	14-116/2	DNP	11-62/2	2-20/0	-
Southern Utah	9-50/1	9-82/0	6-26/1	4-14/0	-
Southeastern La.	4-21/1	26-129/3	-	2-59/1	1-3/0
Nicholls	4-7/0	20-163/1	7-42/0	4-8/0	-
Northwestern State	9-82/1	DNP	6-9/0	1-57/0	1-3/0
Stephen F.Austin	14-35/0	DNP	4-4/0	2-8/0	-
Central Arkansas	18-50/0	DNP	3-4/1	1--1/0	-
McNeese State	18-60/3	DNP	1-4/0	-	-
Sam Houston State	16-80/1	DNP	-	DNP	-
Totals	128-546/9	59-385/4	53-206/6	20-165/1	4-9/0

Punting

Ben Follis	No	Yds	Avg	Lg	Blkd	TB	FC	50+	120
Angelo State	3	119	39.7	45	0	1	0	0	0
TCU	8	354	44.2	56	0	0	1	2	2
Texas Southern	1	30	30.0	30	0	0	0	0	1
Southern Utah	3	93	31.0	49	0	0	1	0	0
Southeastern La.	2	48	24.0	35	1	0	0	0	0
Nicholls	2	78	39.0	51	0	0	0	1	0
Northwestern State	2	86	43.0	47	0	1	0	0	1
Stephen F.Austin	5	210	42.0	49	0	0	1	0	1
Central Arkansas	5	199	39.8	50	0	0	1	1	2
McNeese State	5	190	38.0	50	0	1	0	1	3
Sam Houston State	3	124	41.3	59	0	1	2	1	2
Totals	39	1531	39.3	59	1	4	6	6	12

Passing (Att.-Com.-Int.-Pct.-Yds.-TD-Long)

Opponent	George	Hawkins	Garcia
Angelo State	27-18-2-328-3	-	-
TCU	37-16-1-199-1	2-2-0-20-1	-
Texas Southern	38-23-3-325-2	-	-
Southern Utah	41-26-1-197-0	6-2-0-12-0	-
Southeastern La.	46-30-1-337-2	-	-
Nicholls	31-20-0-233-3	-	-
Northwestern State	31-23-0-291-1	-	-
Stephen F.Austin	41-30-0-303-4	-	1-1-0-21-0
Central Arkansas	39-27-0-301-3	-	-
McNeese State	41-23-1-285-1	1-1-0-4-0	1-0-0-0-0
Sam Houston State	37-22-2-322-3	-	-
Totals	409-258-11-3121-23	9-5-0-36-1	2-1-0-21-0

Kicking

Opponent	Garelick			Batchelor		
	FGM-A	Lg	XP-A	FGM-A	Lg	XP-A
Angelo State	0-0	0	6-7	-	-	-
TCU	0-0	0	3-3	0-0	0	0-0
Texas Southern	1-2	44	7-7	0-0	0	0-0
Southern Utah	1-1	24	1-2	0-0	0	0-0
Southeastern La.	1-1	21	5-7	-	-	-
Nicholls	2-2	26	4-4	0-0	0	0-0
Northwestern State	2-2	29	2-2	0-0	0	0-0
Stephen F.Austin	DNP	-	-	0-1	0	4-4
Central Arkansas	-	-	-	0-0	0	3-4
McNeese State	-	-	-	0-0	0	3-4
Sam Houston State	-	-	-	0-0	0	4-4
Totals	7-8	44	28-32	0-1	0	14-16

Receiving (Receptions-Yards-Touchdowns)

Game	Griggs	Dillard	Canady	Rivas	Garcia	Bolden	Brooks	Alexander	Scott	Bush	McClendon
Angelo State	5-64-1	3-50-0	1-11-0	DNP	2-89-0	1-9-0	1-9-0	1-48-1	2-38-0	-	-
TCU	5-56-0	4-34-1	4-93-1	DNP	3-21-0	1-4-0	-	1-11-0	-	DNP	-
Texas Southern	10-142-1	4-48-1	1-14-0	4-34-0	-	3-81-0	1-6-0	DNP	-	DNP	-
Southern Utah	6-38-0	3-30-0	8-34-0	2-12-0	3-32-0	-	1-8-0	3-24-0	-	1-10-0	-
Southeastern La.	9-102-1	6-77-1	-	1-16-0	2-26-0	3-29-0	1-18-0	2-11-0	1-19-0	3-25-0	1-5-0
Nicholls	6-70-1	2-37-1	-	2-22-0	2-37-0	2-21-0	3-24-0	-	DNP	2-12-0	1-10-1
Northwestern State	11-129-1	4-50-0	2-32-0	2-17-0	1-27-0	-	-	1-27-0	2-9-0	DNP	-
Stephen F.Austin	9-91-1	1-13-0	5-31-0	6-85-2	4-32-1	2-24-0	2-12-0	1-31-0	1-5-0	DNP	-
Central Arkansas	3-24-0	9-147-1	5-31-0	5-40-1	-	2-30-1	2-5-0	-	1-24-0	DNP	-
McNeese State	5-75-0	3-68-0	5-34-0	4-50-1	3-25-0	1-6-0	1-12-0	-	1-13-0	DNP	-
Sam Houston	11-178-2	4-89-1	2-7-0	-	2-16-0	-	2-27-0	-	DNP	DNP	1-5-0
Totals	80-969-8	43-643-6	33-287-1	26-276-4	22-305-1	15-204-1	14-121-0	9-152-1	8-108-0	6-47-0	3-20-1

INDIVIDUAL SUPERLATIVES

TEXAS STATE

Rushes	26	Karrington Bush vs Southeastern La. (Oct 10)
Yards Rushing	163	Karrington Bush at Nicholls (Oct 17)
TD Rushes	3	Karrington Bush vs Southeastern La. (Oct 10) Alvin Canady vs McNeese State (Nov 14)
Long Rush	57	Tim Hawkins at Northwestern State (Oct 24)
Pass Attempts	46	Bradley George vs Southeastern La. (Oct 10)
Pass Completions	30	Bradley George vs Southeastern La. (Oct 10) Bradley George vs Stephen F.Austin (Oct 31)
Yards Passing	337	Bradley George vs Southeastern La. (Oct 10)
TD Passes	4	Bradley George vs Stephen F.Austin (Oct 31)
Long Pass	71	Bradley George vs Angelo State (Sep 05)
Receptions	11	Da'Marcus Griggs at Northwestern State (Oct 24) Da'Marcus Griggs vs Sam Houston State (Nov 21)
Yards Receiving	178	Da'Marcus Griggs vs Sam Houston State (Nov 21)
TD Receptions	2	Mishak Rivas vs Stephen F.Austin (Oct 31) Da'Marcus Griggs vs Sam Houston State (Nov 21)
Long Reception	71	Alvaro Garcia vs Angelo State (Sep 05)
Field Goals	2	Justin Garelick at Nicholls (Oct 17) Justin Garelick at Northwestern State (Oct 24)
Long Field Goal	44	Justin Garelick vs Texas Southern (Sep 26)
Punts	8	Ben Follis at TCU (Sep 19)
Punting Avg	44.2	Ben Follis at TCU (Sep 19)
Long Punt	59	Ben Follis vs Sam Houston State (Nov 21)
Long Punt Return	34	Will Thompson vs Texas Southern (Sep 26)
Long Kickoff Return	56	Mishak Rivas vs Southeastern La. (Oct 10)
Tackles	16	Marcus Clark vs Stephen F.Austin (Oct 31)
Sacks	1.0	Marcus Clark vs Texas Southern (Sep 26) Matt Harris vs Texas Southern (Sep 26) Ron Jackson vs Texas Southern (Sep 26) David Torres vs Texas Southern (Sep 26) Ralston Dews at Southern Utah (Oct 03) Ron Jackson vs Southeastern La. (Oct 10) Ron Jackson at Nicholls (Oct 17) Travis Houston at Northwestern State (Oct 24) Adley Eshraghipour at Northwestern State (Oct 24) Garrett Hood at Northwestern State (Oct 24) Ron Jackson at Northwestern State (Oct 24) Joplo Bartu vs Stephen F.Austin (Oct 31) Marcus Clark at Central Arkansas (Nov 07) Travis Houston vs Sam Houston State (Nov 21) Will Thompson vs Sam Houston State (Nov 21)
Tackles For Loss	3.0	Will Thompson vs Sam Houston State (Nov 21)
Interceptions	1	Will Thompson vs Angelo State (Sep 05) T.P. Miller at TCU (Sep 19) Mario Wiggins vs Texas Southern (Sep 26) Adley Eshraghipour at Nicholls (Oct 17) Travis Houston vs Stephen F.Austin (Oct 31) Matt Harris vs Stephen F.Austin (Oct 31) Will Thompson at Central Arkansas (Nov 07) Marcus Clark vs McNeese State (Nov 14) Brian Lilly vs Sam Houston State (Nov 21)

OPPONENT

Rushes	31	Todd Pendland vs McNeese State (Nov 14)
Yards Rushing	187	Todd Pendland vs McNeese State (Nov 14)
TD Rushes	3	Joseph Turner at TCU (Sep 19) Jasper Ducksworth vs Southeastern La. (Oct 10) Todd Pendland vs McNeese State (Nov 14)
Long Rush	70	A.J. Williams at Nicholls (Oct 17)
Pass Attempts	47	Arvell Nelson vs Texas Southern (Sep 26)
Pass Completions	31	Arvell Nelson vs Texas Southern (Sep 26)
Yards Passing	325	Arvell Nelson vs Texas Southern (Sep 26)
TD Passes	4	Brian Babin vs Southeastern La. (Oct 10)
Long Pass	44	Brian Babin vs Southeastern La. (Oct 10)
Receptions	11	Tyson Poots at Southern Utah (Oct 03)
Yards Receiving	150	V'Keon Lacey, vs Angelo State (Sep 05)
TD Receptions	2	Simmie Yarborough vs Southeastern La. (Oct 10)
Long Reception	44	Simmie Yarborough vs Southeastern La. (Oct 10)
Field Goals	2	Robert Hersh vs Texas Southern (Sep 26) Miguel Antonio vs Sam Houston State (Nov 21)
Long Field Goal	42	Ryan Griffith at Southern Utah (Oct 03)
Punts	6	Dylan Wiggs, vs Angelo State (Sep 05)
Punting Avg	52.0	Trevor Ward at Southern Utah (Oct 03)
Long Punt	52	Trevor Ward at Southern Utah (Oct 03)
Long Punt Return	23	Tidwell Garrett vs Angelo State (Sep 05)
Long Kickoff Return	96	Tidwell Garrett, vs Angelo State (Sep 05)
Tackles	16	Michael Ducksworth vs Southeastern La. (Oct 10)
Sacks	3.0	Jerry Hughes at TCU (Sep 19)
Tackles For Loss	4.0	Kenneth Jenkins vs Sam Houston State (Nov 21)
Interceptions	1	Alvin Johnson vs Angelo State (Sep 05) Markeith Jones vs Angelo State (Sep 05) Jason Teague at TCU (Sep 19) Curtis Thomas vs Texas Southern (Sep 26) DeMarcus Washington vs Texas Southern (Sep 26) Anthony Webb vs Texas Southern (Sep 26) Matt Holley at Southern Utah (Oct 03) Quinten Pierre vs Southeastern La. (Oct 10) Malcol Bronson vs McNeese State (Nov 14) Kenneth Jenkins vs Sam Houston State (Nov 21) Jarvis Pippins vs Sam Houston State (Nov 21)



2009 LONG PLAYS (20+ yards)

TEXAS STATE 48, ANGELO STATE 28

Yds.	Play	Quarter
71	Alvaro Garcia pass from Bradley George	1
48	Cedric Alexander pass from Bradley George	2
38	Daren Dillard kickoff return	4
37	Karrington Bush kickoff return	1
29	Corey Scott pass from Bradley George	1
23	Daren Dillard pass from Bradley George	3
22	Ben Follis run on fake punt	4

TEXAS STATE 21, TCU 56

Yds.	Play	Quarter
62	Alvin Canady pass from Bradley George	2
26	Cedric Alexander punt return	3
24	Frank Reddic run	1
21	Frank Reddic kickoff return	4

TEXAS STATE 52, TEXAS SOUTHERN 18

Yds	Play	Quarter
45	Darius Bolden pass from Bradley George	3
40	Alvin Canady run	4
34	Will Thompson punt return	3
30	Da'Marcus Griggs pass from Bradley George	2
27	Darius Bolden pass from Bradley George	2
25	Alvin Canady kickoff return	1
20	Mishak Rivas pass from Bradley George	1

TEXAS STATE 16, SOUTHERN UTAH 38

Yds	Play	Quarter
28	Mishak Rivas kickoff return	4
26	Mishak Rivas kickoff return	3
24	Justin Garelick FG	3
24	Karrington Bush run	2
21	Cedric Alexander run	2
21	Jeff McVaney pass from Bradley George	2

TEXAS STATE 50, SOUTHEASTERN LA. 51 (OT)

Yds	Play	Quarter
56	Mishak Rivas kickoff return	1
54	Tim Hawkins run	1
25	Daren Dillard pass from Bradley George	2
21	Justin Garelick Field Goal	1

TEXAS STATE 34, NICHOLLS 28

Yds	Play	Quarter
41	Karrington Bush kickoff return	3
33	Karrington Bush run	4
31	Daren Dillard pass from Bradley George	3
27	Da'Marcus Griggs pass from Bradley George	2
23	Alvaro Garcia pass from Bradley George	4
22	Frank Reddic run	4

TEXAS STATE 20, NORTHWESTERN STATE 17

Yds	Play	Quarter
57	Tim Hawkins rush	2
39	Alvin Canady run	3
36	Mishak Rivas kickoff return	4
34	Da'Marcus Griggs pass from Bradley George	4
29	Justin Garelick Field Goal	4
27	Alvaro Garcia pass from Bradley George	2
21	Mishak Rivas kickoff return	2
21	Justin Garelick Field Goal	4

TEXAS STATE 28, STEPHEN F. AUSTIN 7

Yds	Play	Quarter
32	Mishak Rivas pass from Bradley George	4
31	Cedric Alexander pass from Bradley George	4
21	Mishak Rivas pass from Alvaro Garcia	3

TEXAS STATE 27, CENTRAL ARKANSAS 24

Yds	Play	Quarter
38	Da'Marcus Griggs pass from Bradley George	2
38	Mishak Rivas kickoff return	1
32	Mishak Rivas kickoff return	1
24	Darius Bolden pass from Bradley George	4
24	Corey Scott pass from Bradley George	2
22	Daren Dillard pass from Bradley George	4
20	Daren Dillard pass from Bradley George	4

TEXAS STATE 27, MCNEESE STATE 30

Yds	Play	Quarter
41	Da'Marcus Griggs pass from Bradley George	3
30	Daren Dillard pass from Bradley George	1
25	Daren Dillard pass from Bradley George	1
25	Marcus Clark interception return	1

TEXAS STATE 28, SAM HOUSTON STATE 20

Yds	Play	Quarter
48	Alvin Canady run	1
47	Da'Marcus Griggs pass from Bradley George	1
39	Daren Dillard pass from Bradley George	3
21	Daren Dillard pass from Bradley George	1
21	Andrew Brooks pass from Bradley George	3
21	Da'Marcus Griggs pass from Bradley George	4

RUSHING LONG PLAYS

Yards	No.	TD
50-59	2	1
40-49	2	1
30-39	2	1
20-29	5	0

PASSING LONG PLAYS

Yards	No.	TD
70-79	1	0
60-69	1	1
50-59	-	-
40-49	5	1
30-39	8	1
20-29	15	3

KICK OFF RETURNS LONG PLAYS

Yards	No.	TD
50-59	1	0
40-49	1	0
30-39	5	1
20-29	4	0

PUNT RETURNS LONG PLAYS

Yards	No.	TD
30-39	1	0
20-29	2	0

INTERCEPTION RETURNS

Yards	No.	TD
20-25	1	0

FIELD GOALS MADE

Yards	No.
40-49	1
30-39	-
20-29	6

2009 HONOR ROLL

FCS ATHLETIC DIRECTOR'S ASSOCIATION ACADEMIC ALL-STAR

Travis Houston, defensive line

NATIONAL FOOTBALL FOUNDATION BILL CAMPBELL AWARD SEMIFINALIST

(formerly named Draddy Award)

Travis Houston, defensive line

SOUTHLAND CONFERENCE OFFENSIVE PLAYER OF THE YEAR

Bradley George, quarterback

ALL SLC FIRST-TEAM

D.J. Hall, offensive line

Mishak Rivas, return specialist

ALL SLC SECOND-TEAM

Da'Marcus Griggs, wide receiver

Travis Houston, defensive line

HONORABLE MENTION

Bradley George, quarterback

Alvin Canady, running back

Calvin Gore, offensive line

Alex Luna, offensive line

Adley Eshraghipour, defensive line

Marcus Clark, linebacker

Will Thompson, defensive back

PLAYERS OF THE WEEK

Oct. 26- Justin Garelick, special teams

Nov. 2- Bradley George, offense

Nov. 2- Joe Bell, defense

SLC STUDENT-ATHLETE OF THE YEAR

Bradley George, quarterback

SLC ALL-ACADEMIC TEAM

Bradley George, quarterback

Jeff McVaney, running back

Travis Houston, defensive line

Will Thompson, defensive back

SLC COMMISSIONER'S HONOR ROLL

Steve Alvarez
George Amerson

Joplo Bartu
Darius Bolden

Brandon Burleson
Adair Campbell

Michael Carmona
Josh Christian

Adley Eshraghipour
Alvaro Garcia

Bradley George
Rufino Gutierrez

Trey Hampton
Bryan Hill

Travis Houston
Michael Hughes

Bryan Iwuji
Justin Iwuji

James Jordan
J.D. King

Blake McColloch
Jeff McVaney

Josh Minde
Trey Rausheck

Frank Reddic
Paul Sienkiewich

Eric Soza
Jonathan Ward.

2010 TEXAS STATE FOOTBALL

2009 SLC TEAM STATS

SCORING OFFENSE	G	TD	XP	2XP	DXP	FG	Saf	Pts	Avg
1. McNeese State	12	57	46	3	0	8	1	420	35.0
2. Stephen F.Austin	13	56	51	0	0	20	3	453	34.8
3. Texas State	11	48	42	0	0	7	0	351	31.9
4. Southeastern La.	11	43	36	4	0	14	0	344	31.3
5. Sam Houston State	11	38	37	0	0	12	0	301	27.4
6. Central Arkansas	12	38	37	0	0	16	1	315	26.2
7. Nicholls	11	29	25	1	0	5	0	216	19.6
8. Northwestern State	11	20	17	0	0	7	0	158	14.4

SCORING DEFENSE	G	TD	XP	2XP	DXP	FG	Saf	Pts	Avg
1. Central Arkansas	12	26	21	1	0	8	1	205	17.1
2. Stephen F.Austin	13	37	32	1	0	13	1	297	22.8
3. McNeese State	12	45	43	0	0	4	1	327	27.2
4. Texas State	11	42	35	3	0	8	0	317	28.8
5. Southeastern La.	11	43	38	0	0	13	1	337	30.6
6. Sam Houston State	11	51	48	1	0	5	0	371	33.7
7. Northwestern State	11	52	46	0	0	13	2	401	36.5
8. Nicholls	11	58	52	0	0	9	0	427	38.8

TD's SCORED	G	TD	XP	2XP	DXP	FG	Saf	Pts	Avg
1. McNeese State	12	57	46	3	0	8	1	420	35.0
2. Stephen F.Austin	13	56	51	0	0	20	3	453	34.8
3. Texas State	11	48	42	0	0	7	0	351	31.9
4. Southeastern La.	11	43	36	4	0	14	0	344	31.3
5. Sam Houston State	11	38	37	0	0	12	0	301	27.4
6. Central Arkansas	12	38	37	0	0	16	1	315	26.2
7. Nicholls	11	29	25	1	0	5	0	216	19.6
8. Northwestern State	11	20	17	0	0	7	0	158	14.4

PTS SCORED KICKING	G	TD	XP	2XP	DXP	FG	Saf	Pts	Avg
1. Stephen F.Austin	13	56	51	0	0	20	3	111	8.5
2. Central Arkansas	12	38	37	0	0	16	1	85	7.1
3. Southeastern La.	11	43	36	4	0	14	0	78	7.1
4. Sam Houston State	11	38	37	0	0	12	0	73	6.6
5. McNeese State	12	57	46	3	0	8	1	70	5.8
6. Texas State	11	48	42	0	0	7	0	63	5.7
7. Nicholls	11	29	25	1	0	5	0	40	3.6
8. Northwestern State	11	20	17	0	0	7	0	38	3.5

TOTAL OFFENSE	G	Rush	Pass	Plays	Yards	Yds./P	TD	Yds/G
1. Stephen F.Austin	13	1628	4468	983	6096	6.2	55	468.9
2. McNeese State	12	2616	2583	799	5199	6.5	54	433.2
3. Texas State	11	1466	3178	768	4644	6.0	47	422.2
4. Central Arkansas	12	2103	2589	817	4692	5.7	38	391.0
5. Southeastern La.	11	1162	3112	786	4274	5.4	42	388.5
6. Sam Houston State	11	1492	2560	718	4052	5.6	34	368.4
7. Northwestern State	11	1652	2016	776	3668	4.7	20	333.5
8. Nicholls	11	2208	1051	655	3259	5.0	28	296.3

TOTAL DEFENSE	G	Rush	Pass	Plys	Yards	Avg	TD	Yds/G
1. Central Arkansas	12	1203	2373	756	3576	4.7	25	298.0
2. Stephen F.Austin	13	1503	2996	970	4499	4.6	32	346.1
3. McNeese State	12	1920	2384	793	4304	5.4	44	358.7
4. Southeastern La.	11	1905	2405	793	4310	5.4	39	391.8
5. Texas State	11	2032	2541	761	4573	6.0	39	415.7
6. Northwestern State	11	1817	2834	696	4651	6.7	46	422.8
7. Sam Houston State	11	1869	2788	708	4657	6.6	51	423.4
8. Nicholls	11	2185	2849	776	5034	6.5	55	457.6

TOTAL OFFENSE PLAYS	G	Rush	Pass	Plays	Yards	Avg/P	TDYds/G	
1. Stephen F.Austin	13	1628	4468	983	6096	6.2	55	468.9
2. Central Arkansas	12	2103	2589	817	4692	5.7	38	391.0
3. McNeese State	12	2616	2583	799	5199	6.5	54	433.2
4. Southeastern La.	11	1162	3112	786	4274	5.4	42	388.5
5. Northwestern State	11	1652	2016	776	3668	4.7	20	333.5
6. Texas State	11	1466	3178	768	4644	6.0	47	422.2
7. Sam Houston State	11	1492	2560	718	4052	5.6	34	368.4
8. Nicholls	11	2208	1051	655	3259	5.0	28	296.3

TOTAL OFFENSE YARDS	G	Rush	Pass	Plays	Yards	Avg/P	TDYds/G	
1. Stephen F.Austin	13	1628	4468	983	6096	6.2	55	468.9
2. McNeese State	12	2616	2583	799	5199	6.5	54	433.2
3. Central Arkansas	12	2103	2589	817	4692	5.7	38	391.0
4. Texas State	11	1466	3178	768	4644	6.0	47	422.2
5. Southeastern La.	11	1162	3112	786	4274	5.4	42	388.5
6. Sam Houston State	11	1492	2560	718	4052	5.6	34	368.4
7. Northwestern State	11	1652	2016	776	3668	4.7	20	333.5
8. Nicholls	11	2208	1051	655	3259	5.0	28	296.3

TOTAL OFF. AVG/PLAY	G	Rush	Pass	Plays	Yards	Avg/P	TDYds/G	
1. McNeese State	12	2616	2583	799	5199	6.5	54	433.2
2. Stephen F.Austin	13	1628	4468	983	6096	6.2	55	468.9
3. Texas State	11	1466	3178	768	4644	6.0	47	422.2
4. Central Arkansas	12	2103	2589	817	4692	5.7	38	391.0
5. Sam Houston State	11	1492	2560	718	4052	5.6	34	368.4
6. Southeastern La.	11	1162	3112	786	4274	5.4	42	388.5
7. Nicholls	11	2208	1051	655	3259	5.0	28	296.3
8. Northwestern State	11	1652	2016	776	3668	4.7	20	333.5

TOTAL OFFENSE TDS	G	Rush	Pass	Plays	Yards	Avg/P	TDYds/G	
1. Stephen F.Austin	13	1628	4468	983	6096	6.2	55	468.9
2. McNeese State	12	2616	2583	799	5199	6.5	54	433.2
3. Texas State	11	1466	3178	768	4644	6.0	47	422.2
4. Southeastern La.	11	1162	3112	786	4274	5.4	42	388.5
5. Central Arkansas	12	2103	2589	817	4692	5.7	38	391.0
6. Sam Houston State	11	1492	2560	718	4052	5.6	34	368.4
7. Nicholls	11	2208	1051	655	3259	5.0	28	296.3
8. Northwestern State	11	1652	2016	776	3668	4.7	20	333.5

RUSHING OFFENSE	G	Att	Yds	Avg	TDYds/G	
1. McNeese State	12	467	2616	5.6	34	218.0
2. Nicholls	11	506	2208	4.4	20	200.7
3. Central Arkansas	12	443	2103	4.7	25	175.2
4. Northwestern State	11	413	1652	4.0	10	150.2
5. Sam Houston State	11	385	1492	3.9	20	135.6
6. Texas State	11	348	1466	4.2	23	133.3
7. Stephen F.Austin	13	383	1628	4.3	11	125.2
8. Southeastern La.	11	342	1162	3.4	12	105.6

RUSHING DEFENSE	G	Rushes	Yards	Avg.	TDYds/G	
1. Central Arkansas	12	401	1203	3.0	9	100.2
2. Stephen F.Austin	13	449	1503	3.3	13	115.6
3. McNeese State	12	457	1920	4.2	28	160.0
4. Northwestern State	11	371	1817	4.9	18	165.2
5. Sam Houston State	11	401	1869	4.7	23	169.9
6. Southeastern La.	11	409	1905	4.7	21	173.2
7. Texas State	11	413	2032	4.9	25	184.7
8. Nicholls	11	444	2185	4.9	29	198.6

2010 TEXAS STATE FOOTBALL

YARDS PER RUSH	G	Att	Yds	Avg	TD	Yds/G
1. McNeese State	12	467	2616	5.6	34	218.0
2. Central Arkansas	12	443	2103	4.7	25	175.2
3. Nicholls	11	506	2208	4.4	20	200.7
4. Stephen F.Austin	13	383	1628	4.3	11	125.2
5. Texas State	11	348	1466	4.2	23	133.3
6. Northwestern State	11	413	1652	4.0	10	150.2
7. Sam Houston State	11	385	1492	3.9	20	135.6
8. Southeastern La.	11	342	1162	3.4	12	105.6

RUSH ATTEMPTS	G	Att	Yds	Avg	TD	Yds/G
1. Nicholls	11	506	2208	4.4	20	200.7
2. McNeese State	12	467	2616	5.6	34	218.0
3. Central Arkansas	12	443	2103	4.7	25	175.2
4. Northwestern State	11	413	1652	4.0	10	150.2
5. Sam Houston State	11	385	1492	3.9	20	135.6
6. Stephen F.Austin	13	383	1628	4.3	11	125.2
7. Texas State	11	348	1466	4.2	23	133.3
8. Southeastern La.	11	342	1162	3.4	12	105.6

RUSH YARDS	G	Att	Yds	Avg	TD	Yds/G
1. McNeese State	12	467	2616	5.6	34	218.0
2. Nicholls	11	506	2208	4.4	20	200.7
3. Central Arkansas	12	443	2103	4.7	25	175.2
4. Northwestern State	11	413	1652	4.0	10	150.2
5. Stephen F.Austin	13	383	1628	4.3	11	125.2
6. Sam Houston State	11	385	1492	3.9	20	135.6
7. Texas State	11	348	1466	4.2	23	133.3
8. Southeastern La.	11	342	1162	3.4	12	105.6

RUSHING TDS	G	Att	Yds	Avg	TD	Yds/G
1. McNeese State	12	467	2616	5.6	34	218.0
2. Central Arkansas	12	443	2103	4.7	25	175.2
3. Texas State	11	348	1466	4.2	23	133.3
4. Nicholls	11	506	2208	4.4	20	200.7
Sam Houston State	11	385	1492	3.9	20	135.6
6. Southeastern La.	11	342	1162	3.4	12	105.6
7. Stephen F.Austin	13	383	1628	4.3	11	125.2
8. Northwestern State	11	413	1652	4.0	10	150.2

PASS EFFICIENCY	G	Att	Cmp	Pct	Int	Yds	TD	Effic
1. Stephen F.Austin	13	600	410	68.3	22	4468	44	147.8
2. McNeese State	12	332	215	64.8	7	2583	20	145.8
3. Texas State	11	420	264	62.9	11	3178	24	140.0
4. Southeastern La.	11	444	266	59.9	10	3112	30	136.6
5. Sam Houston State	11	333	196	58.9	8	2560	14	132.5
6. Central Arkansas	12	374	228	61.0	11	2589	13	124.7
7. Nicholls	11	149	64	43.0	8	1051	8	109.2
8. Northwestern State	11	363	201	55.4	12	2016	10	104.5

PASS EFF DEFENSE	G	Att	Cmp	Int	Pct.	Yds	TD	Effic
1. Stephen F.Austin	13	521	291	11	55.9	2996	19	112.0
2. Southeastern La.	11	384	208	13	54.2	2405	18	115.5
3. Central Arkansas	12	355	207	6	58.3	2373	16	126.0
4. McNeese State	12	336	199	9	59.2	2384	16	129.2
5. Texas State	11	348	226	9	64.9	2541	14	134.4
6. Nicholls	11	332	209	8	63.0	2849	26	156.1
7. Sam Houston State	11	307	176	11	57.3	2788	28	156.5
8. Northwestern State	11	325	206	4	63.4	2834	28	162.6

PASS OFFENSE	G	Att	Cmp	Int	Pct.	Yds	Avg	TD	Yds/G
1. Stephen F.Austin	13	600	410	22	68.3	4468	7.4	44	343.7
2. Texas State	11	420	264	11	62.9	3178	7.6	24	288.9
3. Southeastern La.	11	444	266	10	59.9	3112	7.0	30	282.9
4. Sam Houston State	11	333	196	8	58.9	2560	7.7	14	232.7
5. Central Arkansas	12	374	228	11	61.0	2589	6.9	13	215.8
6. McNeese State	12	332	215	7	64.8	2583	7.8	20	215.2
7. Northwestern State	11	363	201	12	55.4	2016	5.6	10	183.3
8. Nicholls	11	149	64	8	43.0	1051	7.1	8	95.5

PASS DEFENSE	G	Att	Cmp	Int	Pct.	Yds	Avg	TD	Yds/G
1. Central Arkansas	12	355	207	6	58.3	2373	6.7	16	197.8
2. McNeese State	12	336	199	9	59.2	2384	7.1	16	198.7
3. Southeastern La.	11	384	208	13	54.2	2405	6.3	18	218.6
4. Stephen F.Austin	13	521	291	11	55.9	2996	5.8	19	230.5
5. Texas State	11	348	226	9	64.9	2541	7.3	14	231.0
6. Sam Houston State	11	307	176	11	57.3	2788	9.1	28	253.5
7. Northwestern State	11	325	206	4	63.4	2834	8.7	28	257.6
8. Nicholls	11	332	209	8	63.0	2849	8.6	26	259.0

PASS ATTEMPTS	G	Att	Cmp	Int	Pct.	Yds	Avg	TD	Yds/G
1. Stephen F.Austin	13	600	410	22	68.3	4468	7.4	44	343.7
2. Southeastern La.	11	444	266	10	59.9	3112	7.0	30	282.9
3. Texas State	11	420	264	11	62.9	3178	7.6	24	288.9
4. Central Arkansas	12	374	228	11	61.0	2589	6.9	13	215.8
5. Northwestern State	11	363	201	12	55.4	2016	5.6	10	183.3
6. Sam Houston State	11	333	196	8	58.9	2560	7.7	14	232.7
7. McNeese State	12	332	215	7	64.8	2583	7.8	20	215.2
8. Nicholls	11	149	64	8	43.0	1051	7.1	8	95.5

PASS COMPLETIONS	G	Att	Cmp	Int	Pct.	Yds	Avg	TD	Yds/G
1. Stephen F.Austin	13	600	410	22	68.3	4468	10.9	44	343.7
2. Southeastern La.	11	444	266	10	59.9	3112	11.7	30	282.9
3. Texas State	11	420	264	11	62.9	3178	12.0	24	288.9
4. Central Arkansas	12	374	228	11	61.0	2589	11.4	13	215.8
5. McNeese State	12	332	215	7	64.8	2583	12.0	20	215.2
6. Northwestern State	11	363	201	12	55.4	2016	10.0	10	183.3
7. Sam Houston State	11	333	196	8	58.9	2560	13.1	14	232.7
8. Nicholls	11	149	64	8	43.0	1051	16.4	8	95.5

PASSING YARDS	G	Att	Cmp	Int	Pct.	Yds	Avg	TD	Yds/G
1. Stephen F.Austin	13	600	410	22	68.3	4468	7.4	44	343.7
2. Texas State	11	420	264	11	62.9	3178	7.6	24	288.9
3. Southeastern La.	11	444	266	10	59.9	3112	7.0	30	282.9
4. Central Arkansas	12	374	228	11	61.0	2589	6.9	13	215.8
5. McNeese State	12	332	215	7	64.8	2583	7.8	20	215.2
6. Sam Houston State	11	333	196	8	58.9	2560	7.7	14	232.7
7. Northwestern State	11	363	201	12	55.4	2016	5.6	10	183.3
8. Nicholls	11	149	64	8	43.0	1051	7.1	8	95.5

PASS INTERCEPTIONS	G	Att	Cmp	Int	Pct.	Yds	Avg	TD	Yds/G
1. McNeese State	12	332	215	7	64.8	2583	7.8	20	215.2
2. Sam Houston State	11	333	196	8	58.9	2560	7.7	14	232.7
Nicholls	11	149	64	8	43.0	1051	7.1	8	95.5
4. Southeastern La.	11	444	266	10	59.9	3112	7.0	30	282.9
5. Central Arkansas	12	374	228	11	61.0	2589	6.9	13	215.8
Texas State	11	420	264	11	62.9	3178	7.6	24	288.9
7. Northwestern State	11	363	201	12	55.4	2016	5.6	10	183.3
8. Stephen F.Austin	13	600	410	22	68.3	4468	7.4	44	343.7

2010 TEXAS STATE FOOTBALL

2009 SLC INDIVIDUAL STATS

TOTAL OFFENSE

Player	Team	G	Rush	Pass	Plays	Total	Yds/G
1. Moses	SFA	13	37	4124	617	4161	320.1
2. George	TXST	11	26	3121	446	3147	286.1
3. Joseph	SHSU	10	292	2440	377	2732	273.2
4. Fourroux	MCN	12	636	2477	452	3113	259.4
5. Babis	SLU	10	-76	2602	407	2526	252.6
6. Park	UCA	12	40	2434	402	2474	206.2
7. Harris	NWLA	10	537	978	242	1515	151.5
8. Grimes	UCA	12	1222	48	202	1270	105.8
9. Caston	NICH	10	229	779	216	1008	100.8
10. Pendland	MCN	11	1059	0	178	1059	96.3

ALL PURPOSE YARDS

Player	Team	G	Rush	Rcv	PR	KR	Yds	Avg/G
1. Grimes	UCA	12	1222	311	0	0	1533	127.8
2. Pervis	SFA	13	919	177	0	455	1551	119.3
3. Pendland	MCN	11	1059	244	0	8	1311	119.2
4. Parks	SFA	11	16	464	166	602	1248	113.5
5. Robinson	NICH	11	143	490	0	549	1182	107.5
6. Madkins	SHSU	11	0	1073	0	0	1073	97.5
7. Williams	NICH	11	533	117	0	394	1044	94.9
8. Babin	MCN	12	395	79	164	494	1132	94.3
9. Duckworth	SLU	10	609	154	0	179	942	94.2
10. Brooks	SFA	13	7	1070	117	0	1194	91.8

SCORING

Player	Team	G	TD	XPT	FG	2XP	Pts	Pts/G
1. Pendland	MCN	11	19	0	0	4	118	10.7
2. Grimes	UCA	12	19	0	0	0	114	9.5
3. Engwall	SFA	13	0	51	20	0	111	8.5
4. Yarborough	SLU	10	12	0	0	2	74	7.4
5. Turner	SLU	11	0	36	14	0	78	7.1
6. Carmona	UCA	12	0	37	16	0	85	7.1
7. Antonio	SHSU	11	0	37	12	0	73	6.6
8. Rhea	SFA	11	11	0	0	0	66	6.0
9. Lewis	MCN	12	0	44	8	0	68	5.7
10. Canady	TXST	11	10	0	0	0	60	5.5

SCORING (touchdowns)

Player	Team	G	TD	Rush	Pass	Ret	PAT	Pts	Pts/G
1. Pendland	MCN	11	19	17	2	0	2	118	10.7
2. Grimes	UCA	12	19	18	1	0	0	114	9.5
3. Yarborough	SLU	10	12	0	12	0	1	74	7.4
4. Rhea	SFA	11	11	0	11	0	0	66	6.0
5. Canady	TXST	11	10	9	1	0	0	60	5.5
6. Madkins	SHSU	11	8	0	8	0	0	48	4.4
Griggs	TXST	11	8	0	8	0	0	48	4.4
8. Wilson	SLU	11	7	0	7	0	1	44	4.0
9. Dillard	TXST	11	7	0	6	1	0	42	3.8
Poullard	SHSU	11	7	6	1	0	0	42	3.8

RUSHING

Player	Team	G	Att	Yds	Avg	TD	Lg	Yds/G
1. Grimes	UCA	12	200	1222	6.1	18	43	101.8
2. Pendland	MCN	11	178	1059	5.9	17	70	96.3
3. Pervis	SFA	13	153	919	6.0	2	48	70.7
4. Meeks	NICH	10	123	675	5.5	3	45	67.5
5. Duckworth	SLU	10	130	609	4.7	5	56	60.9
6. Harris	NWLA	10	98	537	5.5	3	65	53.7
7. Fourroux	MCN	12	130	636	4.9	5	47	53.0
8. Griffin	NWLA	11	132	579	4.4	4	28	52.6
9. Poullard	SHSU	11	144	573	4.0	6	31	52.1
10. Ceaser	UCA	12	124	610	4.9	5	51	50.8

RUSHING TDs

Player	Team	G	Att	Yds	Avg	TD	Lg	Yds/G
1. Grimes	UCA	12	200	1222	6.1	18	43	101.8
2. Pendland	MCN	11	178	1059	5.9	17	70	96.3
3. Canady	TXST	11	128	546	4.3	9	48	49.6
4. Aston	SHSU	8	108	566	5.2	8	30	70.8
5. Poullard	SHSU	11	144	573	4.0	6	31	52.1
Caston	NICH	10	116	229	2.0	6	20	22.9
Reddic	TXST	11	53	206	3.9	6	24	18.7
8. Fourroux	MCN	12	130	636	4.9	5	47	53.0
Ceaser	UCA	12	124	610	4.9	5	51	50.8
Duckworth	SLU	10	130	609	4.7	5	56	60.9

PASSING YARDS/GAME

Player	Team	G	Att	Cmp	Int	Pct.	Yds	TD	Avg/G
1. Moses	SFA	13	566	385	21	68.0	4124	40	317.2
2. George	TXST	11	409	258	11	63.1	3121	23	283.7
3. Babis	SLU	10	354	220	8	62.1	2602	25	260.2
4. Joseph	SHSU	10	295	180	8	61.0	2440	14	244.0
5. Fourroux	MCN	12	322	206	7	64.0	2477	20	206.4
6. Park	UCA	12	358	217	9	60.6	2434	12	202.8
7. Harris	NWLA	10	144	81	5	56.2	978	5	97.8
8. Caston	NICH	10	100	45	3	45.0	779	8	77.9
9. Beatty	SLU	9	88	45	2	51.1	483	4	53.7
10. Williams	SFA	13	34	25	1	73.5	344	4	26.5

PASS EFFICIENCY

Player	Team	G	Att	Cmp	Int	Pct.	Yds	TD	Eff.
1. Williams	SFA	13	34	25	1	73.5	344	4	191.5
2. Moses	SFA	13	566	385	21	68.0	4124	40	145.1
3. Fourroux	MCN	12	322	206	7	64.0	2477	20	144.7
4. Babis	SLU	10	354	220	8	62.1	2602	25	142.7
5. Joseph	SHSU	10	295	180	8	61.0	2440	14	140.7
6. George	TXST	11	409	258	11	63.1	3121	23	140.4
7. Caston	NICH	10	100	45	3	45.0	779	8	130.8
8. Park	UCA	12	358	217	9	60.6	2434	12	123.8
9. Harris	NWLA	10	144	81	5	56.2	978	5	117.8
10. Beatty	SLU	9	88	45	2	51.1	483	4	107.7

RECEPTIONS/GAME

Player	Team	G	Rec	Yds	TD	Lg	Avg/C	Rec/G
1. Brooks	SFA	13	117	1070	6	74	9.1	9.00
2. Griggs	TXST	11	80	969	8	46	12.1	7.27
3. Yarborough	SLU	10	57	803	12	52	14.1	5.70
4. Rhea	SFA	11	59	809	11	49	13.7	5.36
5. Madkins	SHSU	11	56	1073	8	66	19.2	5.09
6. Duffy	NWLA	11	54	486	0	69	9.0	4.91
7. Lovett	UCA	11	46	475	3	54	10.3	4.18
8. Lanaux	SLU	10	41	482	2	37	11.8	4.10
9. Parks	SFA	11	45	464	5	57	10.3	4.09
10. Crawford	SFA	13	51	785	7	65	15.4	3.92

RECEIVING YDS/GAME

Player	Team	G	Rec	Yds	TD	Lg	Avg/C	Yds/G
1. Madkins	SHSU	11	56	1073	8	66	19.2	97.5
2. Griggs	TXST	11	80	969	8	46	12.1	88.1
3. Brooks	SFA	13	117	1070	6	74	9.1	82.3
4. Yarborough	SLU	10	57	803	12	52	14.1	80.3
5. Rhea	SFA	11	59	809	11	49	13.7	73.5
6. Crawford	SFA	13	51	785	7	65	15.4	60.4
7. Dillard	TXST	11	43	643	6	39	15.0	58.5
8. Lanaux	SLU	10	41	482	2	37	11.8	48.2
9. Wilson	SLU	11	32	497	7	64	15.5	45.2
10. Robinson	NICH	11	27	490	4	82	18.1	44.5

PUNTING

Player	Team	G	Punt	Yds	Lg	Avg
1. Dolan	NICH	11	59	2521	64	42.7
2. Nelson	SFA	13	53	2197	72	41.5
3. Capparelli	SHSU	11	54	2162	63	40.0
4. Beard	UCA	12	51	2039	73	40.0
5. Follis	TXST	11	39	1531	59	39.3
6. Mothe	SLU	11	65	2484	62	38.2
7. Lasseigne	MCN	12	37	1375	55	37.2
8. Russo	NWLA	10	53	1926	64	36.3

FIELD GOALS MADE

Player	Team	G	FG	FGA	Lg	Pct.
1. Engwall	SFA	13	20	28	51	71.4
2. Carmona	UCA	12	16	20	40	80.0
3. Turner	SLU	11	14	21	52	66.7
4. Antonio	SHSU	11	12	20	48	60.0
5. Lewis	MCN	12	8	12	43	66.7
6. Garelick	TXST	7	7	8	44	87.5
Shaughnessy	NWLA	11	7	16	40	43.8
8. Schexnayder	NICH	10	5	12	48	41.7

PUNT RETURNS

Player	Team	G	Ret	Yds	TD	Lg	Avg
1. Brooks	SFA	13	26	117	0	24	4.5
2. Babin	MCN	12	15	164	0	39	10.9
3. Edwards	NWLA	8	12	126	0	25	10.5
4. Parks	SFA	11	11	166	0	56	15.1
5. Closner	SHSU	9	10	106	0	25	10.6
Daniels	NICH	11	10	88	0	28	8.8
7. Jackson	UCA	12	9	163	0	57	18.1
Thompson	TXST	11	9	59	0	34	6.6
9. Cryer	SLU	11	8	-6	0	4	-0.8
10. Wilson	SLU	11	7	39	0	15	5.6

KICK RETURNS

Player	Team	G	Ret	Yds	TD	Lg	Avg
1. Parks	SFA	11	26	602	0	50	23.2
2. Rivas	TXST	9	22	506	0	56	23.0
3. Brown	NWLA	11	26	576	0	48	22.2
4. Harvey	NWLA	10	30	648	0	43	21.6
5. Robinson	NICH	11	28	549	0	38	19.6
6. Pride	SHSU	10	25	486	0	33	19.4
7. Babin	MCN	12	26	494	0	44	19.0
8. Williams	NICH	11	23	394	0	42	17.1

INTERCEPTIONS

Player	Team	G	Int	Yds	TD	Lg	Int/G
1. Wilson	SLU	11	4	31	0	31	0.36
2. Eckles,	NWLA	11	3	73	0	51	0.27
Thomas	MCN	11	3	39	0	39	0.27
Pierre	SLU	11	3	38	0	27	0.27
5. Barlow	SFA	13	3	86	0	75	0.23
6. Strong	SLU	10	2	82	1	64	0.20
7. Felder	NICH	11	2	107	1	63	0.18
Brown	SHSU	11	2	64	1	64	0.18
Taylor	SHSU	11	2	41	0	41	0.18
Pippins	SHSU	11	2	6	0	6	0.18

TACKLES

Player	Team	G	Pos	Solo	Ast	Total	Avg/G	Sack
1. Ducote	SFA	13	LB	63	74	137	10.5	2
2. Newbill	SLU	11	LB	65	45	110	10.0	2
3. Williams	SFA	13	LB	36	77	113	8.7	2
4. Clark	TXST	11	LB	39	56	95	8.6	2
5. Jenkins	SHSU	11	DB	53	34	87	7.9	0
Godare	SLU	11	LB	59	28	87	7.9	1
7. Bane	UCA	12	LB	58	35	93	7.8	1
8. Willis	NICH	11	LB	40	40	80	7.3	0
9. Barlow	SFA	13	DB	53	41	94	7.2	1
10. Pierre	SLU	11	LB	46	31	77	7.0	1
Bell	TXST	9	LB	24	39	63	7.0	0

SACKS

Player	Team	G	Pos	Solo	Ast	Yds	Total	Avg/G
1. Knicky	SFA	12	DE	11	3	90	14	1.17
2. Hart	UCA	12	DE	7	5	63	12	1.00
3. Charles	SFA	13	DT	6	6	68	12	0.92
4. Carter	UCA	12	DE	3	7	45	10	0.83
5. Hicks	SFA	13	DE	3	4	32	7	0.54
6. Fincher	SFA	11	DE	3	3	32	6	0.55
7. Henry	SHSU	11	LB	3	2	31	5	0.45
8. Ellison	MCN	12	DE	4	1	35	5	0.42
9. Smith	NWLA	11	DL	4	0	25	4	0.36
Jackson	TXST	11	DL	4	0	19	4	0.36

TACKLES FOR LOSS

Player	Team	G	Pos	Solo	Ast	Yds	Total	Avg/G
1. Knicky	SFA	12	DE	12	6	98	15.0	1.25
2. Bane	UCA	12	LB	10	5	36	12.5	1.04
3. Ducote	SFA	13	LB	9	7	26	12.5	0.96
4. Ellison	MCN	12	DE	11	2	62	12.0	1.00
5. Pierre	SLU	11	LB	11	1	33	11.5	1.05
6. Charles	SFA	13	DT	6	10	71	11.0	0.85
7. Carter	UCA	12	DE	6	10	55	11.0	0.92
8. Henry	SHSU	11	LB	7	7	47	10.5	0.95
9. Hart	UCA	12	DE	8	5	66	10.5	0.88
10. Hicks	SFA	13	DE	6	8	40	10.0	0.77

FUMBLES FORCED

Player	Team	G	Num	Avg/G
1. Charles	SFA	13	5	0.38
2. Hart	UCA	12	4	0.33
Nevels	NICH	9	3	0.33
4. Lancaster	UCA	12	3	0.25
5. Minde	TXST	9	2	0.22
Bell,	TXST	9	2	0.22
7. Jenkins	SHSU	11	2	0.18
Delcambre	NWLA	11	2	0.18
Reynolds	SLU	11	2	0.18
Pilate	MCN	11	2	0.18

FUMBLES RECOVERED

Player	Team	G	Num	Avg/G
1. Godare,	SLU	11	3	0.27
2. Lancaster,	UCA	12	3	0.25
Lighen	MCN	12	3	0.25
4. Ducote	SFA	13	3	0.23
5. Carmichael	SHSU	9	2	0.22
Narcisse	MCN	9	2	0.22
Bell	TXST	9	2	0.22
Obi	SHSU	9	2	0.22
9. Robinson	SFA	10	2	0.20
Alford	SLU	10	2	0.20

2010 TEXAS STATE FOOTBALL

LONG PLAYS

LONGEST RUSH

92 Stan Zwinggi vs. Cal Poly Sept. 1, 2007

LONGEST PASS

91 Stan Zwinggi from Bradley George vs Sam Houston State Nov. 22, 2008
 91 Herb Wutrich from Bob Lewis vs. Texas Lutheran 1959

LONGEST PUNT RETURN

78 A.J. Johnson vs. Sam Houston State (TD) Nov. 21, 1987

LONGEST KICKOFF RETURN

103 Joe Farris vs. Stephen F. Austin (TD) 1950

LONGEST INTERCEPTION RETURN

102 Robbie Robinett vs. Lamar (TD) 1959

LONGEST PUNT

86 Cory Eloff vs. McNeese State Oct. 30, 2003

LONGEST FIELD GOAL

52 Andrew Ireland vs. Southeastern Louisiana Nov. 3, 2007
 52 Jason Howes vs. North Texas Nov. 11, 1989

INDIVIDUAL RUSHING RECORDS

MOST ATTEMPTS

Game	46	Claude Mathis vs. Jacksonville State	Nov. 15, 1997
Season	310	Claude Mathis	1997
Career	882	Claude Mathis	1994-97

MOST YARDS RUSHING

Game	310	Claude Mathis vs. Stephen F. Austin	Nov. 16, 1996
Season	1595	Claude Mathis	1997
Career	4694	Claude Mathis	1994-97

HIGHEST RUSHING AVERAGE PER CARRY

Season	8.30	Todd Scott (64-531 yards)	1990
Career	7.50	Karrington Bush (332-2,489 yards)	2006-09



Bradley George set 14 passing and total offense records during his four years as a starting quarterback.



Barrick Nealy holds Texas State's record for most total yards gained for a single game and single season.

HIGHEST RUSHING AVERAGE PER GAME

Season	145.0	Claude Mathis	1997
Career	107.1	Donald Wilkerson (22 games)	1993-94

INDIVIDUAL PASSING RECORDS

MOST ATTEMPTS

Game	60	Barrick Nealy vs. New Mexico	Aug. 30, 2003
Season	473	Barrick Nealy	2003
Career	1,277	Bradley George	2006-09

MOST COMPLETIONS

Game	30	Bradley George vs. Southeastern Louisiana	Oct. 10, 2009
		Bradley George vs. McNeese State	Oct. 11, 2008
		Bradley George vs. Baylor (30-55-0)	Sept. 11, 2007
Season	258	Bradley George	2009
Career	753	Bradley George	2006-09

MOST YARDS

Game	418	Bradley George vs. Stephen F. Austin	Oct. 25, 2008
Season	3,129	Barrick Nealy	2003
Career	9,556	Bradley George	2006-09

MOST TOUCHDOWN PASSES

Season	26	Bradley George	2008
Career	76	Bradley George	2006-09

HIGHEST PASS COMPLETION PERCENTAGE

Season	72.0	David Longhofer (36-50-3)	1983
--------	------	---------------------------	------

INDIVIDUAL TOTAL OFFENSE RECORDS

TOTAL PLAYS

Game	70	Barrick Nealy vs. New Mexico	Aug. 30, 2003
Season	606	Barrick Nealy	2003
Career	1,479	Bradley George	2006-09

TOTAL YARDS

Game	526	Barrick Nealy vs. Georgia Southern	Nov. 26, 2005
Season	3,932	Barrick Nealy	2005
Career	9,786	Bradley George	2006-09

HIGHEST TOTAL OFFENSE AVERAGE PER GAME

Season	286.1	Bradley George	2009
Career	255.2	Barrick Nealy	2003-05



Andrew Ireland tied a Texas State single-season record when he made 14 field goals in 2008.

INDIVIDUAL RECEIVING RECORDS

RECEPTIONS

Game	12	Johnny Parker vs. Angelo State	1969
	12	James Stewart vs. Troy State	Oct. 22, 1998
Season	80	Da'Marcus Griggs	2009
Career	160	Johnny Parker	1969-71

RECEIVING YARDS

Game	197	Terrance Hatton vs. Southern Utah	Sept. 30, 1995
Season	1,268	Cameron Luke	2008
Career	2,470	Johnny Parker	1969-71

TOUCHDOWN RECEPTIONS

Season	17	Cameron Luke	2008
Career	32	Cameron Luke	2006-08

HIGHEST RECEIVING YARDS PER GAME AVERAGE

Season	103.0	Johnny Parker	1969
Career	82.3	Johnny Parker	1969-71

INDIVIDUAL SCORING RECORDS

MOST POINTS

Game	24	Cameron Luke vs. Stephen F. Austin	Oct. 20, 2007
	24	Stan Zwinggi vs. Cal Poly	Sept. 1, 2007
	24	Chase Wasson vs. Texas Southern	Nov. 11, 2006
	24	Terrell Harris vs. Appalachian State	Oct. 2, 2004
	24	Lee Davis vs. Arkansas-Monticello	Aug. 30, 2001
	24	Claude Mathis vs. Southern Utah	Oct. 12, 1996
	24	Claude Mathis vs. Southern Utah	Sept. 30, 1995
	24	Ron Jacoby vs. Sam Houston State	Oct. 16, 1982
	24	Eric Cobble vs. Howard Payne	Oct. 9, 1982
	24	Donnie Williams vs. Howard Payne	Oct. 10, 1981
	24	Don Caldwell vs. Angelo State	1968
Season	114	David Morrison	1967
Career	294	Claude Mathis	1994-97

MOST TOUCHDOWNS

Season	17	Cameron Luke	2008
	17	Claude Mathis	1996
Career	49	Claude Mathis	1994-97

INDIVIDUAL KICKING RECORDS

FIELD GOALS MADE

Game	4	Matt Wieland vs. Texas A&M-Kingsville	Sept. 2, 1989
	4	Jason Howes vs. Lamar	Nov. 4, 1989
	4	Robbie Roberson vs. McNeese State	Oct. 27, 1990
Season	14	Andrew Ireland	2008
	14	Robbie Roberson	1990
Career	36	Ray Whitehead	1991-94

FIELD GOALS ATTEMPTED

Game	5	Mike Wuest vs. Angelo State	Sept. 19, 1970
		David Wuest vs. Texas A&M-Kingsville	Nov. 18, 1972
		Jason Howes vs. Lamar	Nov. 4, 1989
Season	19	David Wuest	1972
		Jason Howes	1989
		Robbie Roberson	1990
		Stan Jones	2005
Career-	50	Justin Martinez	1999-02

PATS MADE

Season	57	Andrew Ireland	2008
Career	142	Neal Neunhoffer	1981-84

PATS ATTEMPTED

Season	60	Stan Jones	2005
Career	157	Neal Neunhoffer	1981-84

CONSECUTIVE PATS

Career----- 60-----Andrew Ireland----- 2006-07

INDIVIDUAL PUNTING RECORDS

HIGHEST PUNTING AVERAGE

Season	44.85	Paul Alsbury	1990
Career	42.4	Jon White	1963-66



Claude Mathis tied or set school records for most touchdowns scored in a single game, single season and career.

2010 TEXAS STATE FOOTBALL

INDIVIDUAL RETURN AVERAGES

HIGHEST KICKOFF RETURN AVERAGE (min. 10 per game)			
Season	29.42	Claude Mathis (26-765)	1994
Career	26.47	Claude Mathis (45-1191)	1994-97

HIGHEST PUNT RETURN AVERAGE (min. 10 per game)			
Season	17.60	Claude Mathis (20-252)	1995
Career	15.23	Bobby Graham (31-472)	1953-55

INDIVIDUAL DEFENSIVE RECORDS

MOST TACKLES			
Season	175	Chad Coleman	1990
Career	484	Brad Fulks	1985-88

MOST QUARTERBACK SACKS			
Career	32.0	C.J. Carroll	1997-2000

INTERCEPTIONS			
Game	3	Bobby Smith vs. East Texas State	1965
	3	Ronnie Kuhn vs. Angelo State	Nov. 5, 1977
	3	David Glasco vs. Angelo State	Nov. 6, 1982
	3	Dexter Robinson vs. Northwestern State	Nov. 2, 1985
	3	Lee Lundin vs. Rice	Sept. 27, 1986
Season	9	Lee Lundin	1986
Career	25	Mac Sauls	1964-67

INDIVIDUAL SINGLE GAME LEADERS

MOST RUSHING YARDS			
1.	310	Claude Mathis vs. Stephen F. Austin	Nov. 16, 1996
2.	308	Claude Mathis, Jacksonville State	Nov. 15, 1997
3.	287	Paul Darby vs. Prairie View A&M	Oct. 7, 1978
4.	283	Lee Davis vs. Arkansas-Monticello	Aug. 30, 2001
5.	257	Monroe Daniels vs. McMurry	Oct. 2, 1971
6.	246	Terrell Harris vs. Sam Houston State	Nov. 20, 2003
7.	235	Walter Hatfield vs. Tarleton State	Oct. 6, 1973
8.	228	Claude Mathis vs. Eastern Washington	Sept. 7, 1995
9.	224	Donald Wilkerson vs. Sonoma State	Oct. 1, 1994
10.	216	Roy Jackson vs. Sam Houston State	Nov. 22, 1986

MOST PASSING YARDS			
1.	418	Bradley George vs. Stephen F. Austin	Oct. 25, 2008
2.	400	Barrick Nealy vs. Georgia Southern	Nov. 26, 2005
3.	398	Barrick Nealy vs. Angelo State	Sept. 6, 2003
4.	384	Barrick Nealy vs. UC Davis	Sept. 20, 2003
5.	378	Barrick Nealy vs. Texas A&M	Sept. 22, 2005
6.	365	Bradley George vs. McNeese State	Oct. 11, 2008
7.	363	Ron Rittimann vs. Lamar	Sept. 10, 1988
8.	343	Eric Turner vs. North Texas	Nov. 11, 1989
9.	339	David Williams vs. Stephen F. Austin	Nov. 12, 1994
10.	337	Bradley George vs. Southeastern Louisiana	Oct. 10, 2009

TEAM RECORDS

MOST RUSHING YARDS			
Game	586	Prairie View A&M	Oct. 7, 1978
Season	3,205		1981

MOST RUSHING ATTEMPTS			
Season	659		2005

HIGHEST RUSHING AVERAGE			
Season	293.2		1981

MOST PASSING YARDS			
Game	429	Stephen F. Austin	Oct. 25, 2008
Season	3,499		2008

MOST PASSES COMPLETED			
Season	264		2009

MOST PASSES ATTEMPTED			
Season	474		2003

MOST PASSING YARDS PER GAME			
Season	288.9		2009

MOST PLAYS			
Game	97	East Texas State	Oct. 27, 1979
Season	1037		2005

MOST YARDS TOTAL OFFENSE			
Game	680	Prairie View A&M	Nov. 9, 1991
Season	6,147		2005

MOST TOTAL YARDS PER PLAY			
Season	6.6		2008

MOST FIRST DOWNS			
Game	38	Jacksonville State	Nov. 14, 1998

MOST POINTS			
Game	79	Meridian	1920
Season	518		2005

HIGHEST SCORING AVERAGE			
Season	37.5		1981

MOST PUNTS			
Game	11	South Florida	Sept. 11, 1999
	11	McNeese State	Oct. 13, 2001

MOST SACKS BY TEXAS STATE DEFENSE			
Game	13	Nicholls	Sept. 18, 1982

FEWEST RUSHING YARDS ALLOWED			
Game	4	Texas Southern	Sept. 26, 2009
Season	615		1964

LOWEST RUSHING YARDS PER GAME			
Season	63.1		1965

FEWEST PASSING YARDS ALLOWED			
Game	-4	McNeese State	Oct. 28, 1989
Season	515		1956

FEWEST PASSING YARDS ALLOWED PER GAME			
Season	57.2		1956

FEWEST TOTAL OFFENSIVE YARDS ALLOWED			
Game	68	Nicholls	Oct. 7, 2000
Season	1,544		1964

LOWEST TOTAL OFFENSIVE AVERAGE PER GAME			
Season	154.4		1964

INTERCEPTIONS BY TEXAS STATE DEFENSE			
Game	6	Lamar	Sept. 14, 1982
	6	Abilene Christian	Nov. 12, 1983
Season	32		1967

FEWEST POINTS ALLOWED			
Season	128	(11 games)	1983
	52	(10 games)	1946
	18	(nine games)	1930

INDIVIDUAL SINGLE SEASON LEADERS

MOST RUSHING YARDS

1.	1595	Claude Mathis (311-1595)	1997
2.	1593	Claude Mathis (294-1593)	1996
3.	1569	Donald Wilkerson (302-1569)	1994
4.	1289	Claude Mathis (244-1289)	1995
5.	1187	Roy Jackson (202-1187)	1986
6.	1145	Reggie Rivers (215-1145)	1990
7.	1065	Karrington Bush (136-1065)	2008
8.	1057	Barrick Nealy (159-1057)	2005
9.	1039	Karrington Bush (137-1039)	2007
10.	1011	Josh Brown (205-1011)	1972

MOST RUSHING ATTEMPTS

1.	311	Claude Mathis (311-1595)	1997
2.	302	Donald Wilkerson (302-1569)	1994
3.	294	Claude Mathis (294-1593)	1996
4.	244	Claude Mathis (244-1289)	1995
	244	Gilbert Price (244-837)	1991
6.	237	Bronson Sanders (237-1004)	1999
7.	229	Gilbert Price (229-738)	1990
8.	215	Reggie Rivers (215-1145)	1990
	215	Josh Brown (215-945)	1970
10.	207	Bill Jones (207-876)	1988

MOST RUSHING TDS

1.	16	Claude Mathis	1996
2.	15	Donnie Williams	1981
3.	14	Claude Mathis	1997
4.	13	Barrick Nealy	2005
	13	Josh Brown	1971
6.	12	David Lee	2002
	12	Josh Brown	1970
	12	Ron Jacoby	1982
	12	Nick Session	2005
	12	Todd Scott	1991

HIGHEST AVERAGE (yards/rush - minimum 50 attempts)

1.	8.30	Todd Scott (64-531)	1990
2.	7.83	Karrington Bush (136-1065)	2008
3.	7.58	Karrington Bush (137-1039)	2007
4.	7.51	Monroe Daniels (68-511)	1971
5.	7.33	Vaughn Deary (60-440)	1980
6.	7.31	Maurice Williams (52-380)	1992
7.	7.21	Dee White (98-707)	1962
8.	6.72	Stan Zwinggi (74-497)	2007
9.	6.65	Barrick Nealy (159-1057)	2005
10.	6.57	Alvyoyd Wilson (53-348)	1973

MOST RUSHING YARDS/GAME (minimum 8 games)

1.	145.0	Claude Mathis (11 games)	1997
2.	144.8	Claude Mathis (11 games)	1996
3.	142.6	Donald Wilkerson (11 games)	1994
4.	117.2	Claude Mathis (11 games)	1995
5.	114.5	Reggie Rivers (10 games)	1990
6.	112.3	Josh Brown (9 games)	1972
7.	107.9	Roy Jackson (11 games)	1986
8.	105.9	Bronson Sanders (9 games)	2001
9.	96.6	Kevin Jurgajtis (9 games)	1977
10.	94.5	Karrington Bush (11 games)	2007
	94.5	Josh Brown (10 games)	1970

MOST PASS ATTEMPTS

1.	473	Barrick Nealy (240-473-17)	2003
2.	409	Bradley George (258-409-11)	2009
3.	363	Barrick Nealy (208-363-9)	2005
4.	348	David Williams (186-348-13)	1995
5.	334	Bradley George (190-334-8)	2007
6.	322	Sperguson Wynn (161-322-13)	1999
7.	301	Bradley George (181-301-6)	2008
8.	284	Sperguson Wynn (173-284-6)	1998
9.	275	James Duncan (134-275-10)	1970
10.	268	Ronnie Rittiman (122-268-11)	1987

MOST PASS COMPLETIONS

1.	258	Bradley George (258-409-11)	2009
2.	240	Barrick Nealy (240-473-17)	2003
3.	208	Barrick Nealy (208-363-9)	2005
4.	190	Bradley George (190-334-8)	2007
5.	186	David Williams (186-348-13)	1995
6.	181	Bradley George (181-301-6)	2008
7.	173	Sperguson Wynn (173-284-6)	1998
8.	161	Sperguson Wynn (161-322-13)	1999
9.	154	David Williams (154-255-11)	1997
10.	134	James Duncan (134-275-10)	1970

MOST PASSING YARDS

1.	3129	Barrick Nealy (240-473-17)	2003
2.	3121	Bradley George (258-409-11)	2009
3.	2875	Barrick Nealy (208-363-9)	2005
4.	2660	Bradley George (181-301-6)	2008
5.	2389	David Williams (186-348-13)	1995
6.	2099	Bradley George (190-334-8)	2007
7.	1851	Sperguson Wynn (173-284-6)	1998
8.	1837	Mike Miller (100-206-10)	1981
9.	1779	James Duncan (134-275-10)	1970
10.	1759	David Williams (154-255-11)	1997

MOST PASSING TDS

1.	26	Bradley George	2008
2.	23	Bradley George	2009
3.	21	Barrick Nealy	2005
	21	Barrick Nealy	2003
5.	18	David Williams	1995
6.	16	Bradley George	2007
7.	14	Sperguson Wynn	1999
	14	Mike Miller	1981
9.	13	Jess Perkins	1967
10.	12	Pence Dacus	1951
	12	Ronnie Rittiman	1987

MOST PASSES HAD INTERCEPTED

1.	18	David Williams (111-241-18)	1996
2.	17	Barrick Nealy (240-473-17)	2003
3.	14	Pence Dacus (86-161-14)	1952
4.	13	Luis Reyes (84-187-13)	1976
	13	Jess Perkins (101-224-13)	1967
	13	Sperguson Wynn (161-322-13)	1999
	13	David Williams (186-348-13)	1995
8.	12	James Duncan (98-213-12)	1971
	12	David Haass (27-77-12)	1985
10.	11	David Longhofer (69-137-11)	1985
	11	Bradley George (258-409-11)	2009
	11	John Hygh (48-107-11)	1993
	11	Dee White (28-80-11)	1961
	11	Noe Gonzalez (53-122-11)	1973
	11	Ron Jacoby (111-181-11)	1982
	11	Ronnie Rittiman (122-268-11)	1987
	11	David Williams (154-255-11)	1997
	11	Noe Gonzalez (66-175-11)	1972

INDIVIDUAL SINGLE SEASON LEADERS

BEST PASS COMPLETION PCT (minimum 100 attempts)

1.	72.0	David Longhofer	(36-50-3)	1983
2.	63.1	Bradley George	(258-409-11)	2009
3.	61.3	Ron Jacoby	(111-181-11)	1982
4.	60.9	Spergon Wynn	(173-284-6)	1998
5.	60.4	David Williams	(154-255-11)	1997
6.	60.1	Bradley George	(181-301-6)	2008
7.	59.9	Eric Turner	(88-147-8)	1989
8.	58.7	Barrick Nealy	(84-143-6)	2004
9.	57.9	Clint Toon	(73-126-6)	2008
10.	57.9	Cody McCauley	(88-152-6)	2002

HIGHEST PASS EFFICIENCY (minimum 50 attempts)

1.	175.6	Greg Hamilton	(33-67-2)	1977
2.	170.9	Bobby McBride	(52-90-2)	1955
3.	158.9	Bradley George	(181-301-6)	2008
4.	158.2	David Longhofer	(36-50-3)	1983
5.	150.4	Jesse Perkins	(30-60-1)	1964
6.	147.5	D. Leineweber	(26-55-5)	1962
7.	144.0	Barrick Nealy	(84-143-6)	2004
8.	140.4	Bradley George	(258-409-11)	2009
9.	138.2	Mike Miller	(76-148-10)	1980
10.	138.0	Barrick Nealy	(208-363-9)	2005

MOST AVERAGE YARDS/PASS (minimum 50 attempts)

1.	10.5	Greg Hamilton	(33-67-2)	1977
2.	10.1	David Longhofer	(36-50-3)	1983
3.	10.1	Bobby McBride	(52-90-2)	1955
4.	9.7	Jesse Perkins	(30-60-1)	1964
5.	9.3	Mike Miller	(76-148-10)	1980
6.	8.9	Mike Miller	(100-206-10)	1981
7.	8.8	Bradley George	(181-301-6)	2008
8.	8.7	Eric Turner	(88-147-8)	1989
9.	8.4	Barrick Nealy	(84-143-6)	2004
10.	8.4	D. Leineweber	(26-55-5)	1962

MOST AVERAGE YARDS/PASS COMPLETION (minimum 50 attempts)

1.	21.3	Greg Hamilton	(33-67-2)	1977
2.	21.2	David Haass	(27-77-12)	1985
3.	19.5	Jesse Perkins	(30-60-1)	1964
4.	19.1	Mike Miller	(27-72-3)	1978
5.	18.4	Mike Miller	(100-206-10)	1981
6.	18.1	Mike Miller	(76-148-10)	1980
7.	17.9	Mike Miller	(40-103-5)	1979
8.	17.7	D. Leineweber	(26-55-5)	1962
9.	17.7	Alvin Woods	(24-62-9)	1956
10.	17.7	Gary Frank	(27-70-7)	1974

MOST PASSING YARDS/GAME (minimum 8 games)

1.	283.7	Bradley George	(11 games)	2009
2.	260.8	Barrick Nealy	(12 games)	2003
3.	238.9	David Williams	(10 games)	1995
4.	221.7	Bradley George	(12 games)	2008
5.	205.4	Barrick Nealy	(14 games)	2005
6.	190.8	Bradley George	(11 games)	2007
7.	183.8	Pence Dacus	(9 games)	1953
8.	168.3	Spergon Wynn	(11 games)	1998
9.	167.6	Bradley George	(10 games)	2006
10.	167.0	Mike Miller	(11 games)	1981

MOST PASS RECEIVING YARDS

1.	1268	Cameron Luke (73-1268)	2008
2.	1035	Cameron Luke (60-1035)	2007
3.	971	David Vela (44-971)	1981
4.	969	Da'Marcus Griggs (80-969)	2009
5.	927	Johnny Parker (58-927)	1969
6.	820	Johnny Parker (59-820)	1970
7.	786	Markee White (56-786)	2005
8.	780	K.R. Carpenter (60-780)	2003
9.	749	Eric Tennessee (49-749)	1987
10.	723	Johnny Parker (43-723)	1971

MOST PASS RECEPTIONS

1.	80	Da'Marcus Griggs (80-969)	2009
2.	73	Cameron Luke (73-1268)	2008
3.	60	Cameron Luke (60-1035)	2007
	60	K.R. Carpenter (60-780)	2003
5.	59	Johnny Parker (59-820)	1970
6.	58	Johnny Parker (58-927)	1969
7.	56	Markee White (56-786)	2005
8.	51	D'Angelo Torres (51-616)	1998
9.	50	Vaughn Deary (50-711)	1983
10.	49	Eric Tennessee (49-749)	1987

MOST TOUCHDOWN RECEPTIONS

1.	17	Cameron Luke	2008
2.	12	Cameron Luke	2007
3.	11	David Vela	1981
4.	8	Johnny Parker	1969
	8	Billy Dunk	1978
	8	Da'Marcus Griggs	2009
7.	7	Reynaldo Farias	1962
	7	Don Caldwell	1968
	7	K.R. Carpenter	2003
10.	6	Cliff Mitchell	1967
	6	D'Angelo Torres	1998
	6	John Tyson	2004
	6	Daren Dillard	2009
	6	Tyrone Scott	2005
	6	Johnny Parker	1970

HIGHEST AVERAGE YARDS/CATCH (minimum 10 receptions)

1.	25.27	Billy Dunk	(22-556)	1978
2.	24.50	Ken Coffey	(10-245)	1984
3.	23.73	Tracy Smith	(11-261)	1977
4.	23.60	Beau Robertson	(10-236)	2003
5.	22.95	David Vela	(20-459)	1980
6.	22.86	Billy Dunk	(21-480)	1979
	22.86	Courtney Lane	(14-320)	1984
8.	22.74	John Tyson	(23-523)	2003
9.	22.38	Robert Miller	(13-291)	1974
10.	22.19	Mike Murphy	(16-355)	1987

RECEPTIONS/GAME (minimum 8 games)

1.	7.27	Da'Marcus Griggs	(11 games)	2009
2.	5.80	Johnny Parker	(10 games)	1969
3.	5.62	Cameron Luke	(13 games)	2008
4.	5.45	Cameron Luke	(11 games)	2007
5.	5.36	Johnny Parker	(11 games)	1970
6.	5.10	D'Angelo Torres	(10 games)	1998
7.	5.00	K.R. Carpenter	(12 games)	2003
8.	4.60	Antoine Harden	(10 games)	2003
9.	4.50	Tyson Olivo	(8 games)	2001
10.	4.31	Markee White	(13 games)	2005

INDIVIDUAL SINGLE SEASON LEADERS

MOST TOTAL YARDS OFFENSE

1.	3932	Barrick Nealy (522-3932)	2005
2.	3390	Barrick Nealy (606-3390)	2003
3.	3147	Bradley George (446-3147)	2009
4.	2679	Bradley George (342-2679)	2008
5.	2403	Mike Miller (318-2403)	1981
6.	2387	David Williams (389-2387)	1995
7.	2180	Bradley George (413-2180)	2007
8.	2035	Jess Perkins (224-2035)	1967
9.	1968	David Longhofer (362-1968)	1984
10.	1930	David Williams (342-1930)	1997

MOST TOUCHDOWNS RESPONSIBLE FOR

1.	34	Barrick Nealy	2005
2.	26	Bradley George	2008
3.	25	Mike Miller	1981
4.	24	Barrick Nealy	2003
5.	23	Bradley George	2009
6.	21	David Williams	1995
	21	Mike Miller	1980
8.	20	Ron Jacoby	1982
9.	19	David Williams	1997
	19	Bradley George	2007

MOST TOTAL YARDS OFFENSE/GAME (minimum 8 games)

1.	286.1	Bradley George (11 games)	2009
2.	282.5	Barrick Nealy (12 games)	2003
3.	280.9	Barrick Nealy (14 games)	2005
4.	238.7	David Williams (10 games)	1995
5.	223.2	Bradley George (12 games)	2008
6.	218.5	Mike Miller (11 games)	1981
7.	203.5	Jess Perkins (10 games)	1967
8.	198.2	Bradley George (11 games)	2007
9.	193.9	Pence Dacus (9 games)	1953
10.	179.0	Barrick Nealy (9 games)	2004

MOST TOTAL YARDS OFFENSE/PLAY (minimum 50 plays)

1.	10.07	Bobby McBride (90-906)	1955
2.	9.08	Jess Perkins (224-2035)	1967
3.	8.38	D. Leineweber (55-461)	1962
4.	8.30	Todd Scott (64-531)	1990
5.	7.83	Bradley George (342-2679)	2008
6.	7.83	Karrington Bush (136-1065)	2008
7.	7.72	Rene Maldonado (146-1127)	1983
8.	7.57	Pence Dacus (144-1090)	1951
9.	7.56	Mike Miller (318-2403)	1981
10.	7.53	Barrick Nealy (522-3932)	2005

MOST ALL PURPOSE YARDS

1.	2330	Karrington Bush	2008
2.	2264	Claude Mathis	1995
3.	2048	Donald Wilkerson	1994
4.	1851	Claude Mathis	1996
5.	1637	Claude Mathis	1997
6.	1621	Karrington Bush	2007
7.	1610	Reggie Rivers	1990
8.	1512	Claude Mathis	1994
9.	1404	Donald Wilkerson	1993
10.	1324	Roy Jackson	1986

MOST ALL PURPOSE YARDS/GAME (minimum 8 games)

1.	205.8	Claude Mathis (11 games)	1995
2.	186.2	Donald Wilkerson (11 games)	1994
3.	179.2	Karrington Bush (13 games)	2008
4.	168.3	Claude Mathis (11 games)	1996
5.	161.0	Reggie Rivers (10 games)	1990
6.	148.8	Claude Mathis (11 games)	1997
7.	147.4	Karrington Bush (11 games)	2007
8.	137.5	Claude Mathis (11 games)	1994
9.	130.2	Josh Brown (9 games)	1972
10.	127.6	Donald Wilkerson (11 games)	1993

MOST POINTS SCORED

1.	114	David Morrison (11 TD, 39 PAT, 3 FG)	1967
2.	102	Claude Mathis (17 TD)	1996
	102	Cameron Luke (17 TD)	2008
4.	99	Andrew Ireland (57 PAT, 14 FG)	2008
5.	96	Donnie Williams (16 TD)	1981
6.	88	Stan Jones (55 PAT, 11 FG)	2005
7.	84	Claude Mathis (14 TD)	1997
	84	Karrington Bush (14 TD)	2008
9.	78	David Lee (13 TD)	2002
	78	Rex Turner (8 TD, 21 PAT, 3 FG)	1963
	78	Josh Brown (13 TD)	1971
	78	Barrick Nealy (13 TD)	2005

MOST TOUCHDOWNS SCORED

1.	17	Claude Mathis (16 rush, 1 rcv)	1996
	17	Cameron Luke (17 rcv)	2008
3.	16	Donnie Williams (15 rush, 1 rcv)	1981
4.	14	Claude Mathis (14 rush)	1997
	14	Karrington Bush (11 rush, 2 rcv, 1 ret)	2008
6.	13	David Lee (12 rush, 1 rcv)	2002
	13	Josh Brown (13 rush)	1971
	13	Barrick Nealy (13 rush)	2005
9.	12	Josh Brown (12 rush)	1970
	12	Claude Mathis (11 rush, 1 rcv)	1995
	12	Cameron Luke (12 rcv)	2007
	12	Ron Jacoby (12 rush)	1982
	12	Todd Scott (12 rush)	1991
	12	Nick Session (12 rush)	2005

MOST PAT KICKS MADE

1.	57	Andrew Ireland (57-59)	2008
2.	55	Stan Jones (55-60)	2005
3.	51	Neal Neunhoffer (51-52)	1981
4.	45	Neal Neunhoffer (45-51)	1982
5.	44	Terry Whitman (44-45)	1980
6.	39	David Morrison (39-39)	1967
7.	37	Andrew Ireland (37-37)	2007
8.	35	David Wuest (35-39)	1971
9.	34	Ross Doctoroff (34-35)	1997
10.	32	Steven Dietz (32-32)	2003

PAT KICKS ATTEMPTED

1.	60	Stan Jones (55-60)	2005
2.	59	Andrew Ireland (57-59)	2008
3.	52	Neal Neunhoffer (51-52)	1981
4.	51	Neal Neunhoffer (45-51)	1982
5.	45	Terry Whitman (44-45)	1980
6.	39	David Morrison (39-39)	1967
	39	David Wuest (35-39)	1971
8.	37	Andrew Ireland (37-37)	2007
9.	35	Ross Doctoroff (34-35)	1997
10.	32	Justin Garelick (28-32)	2009
	32	Matt Wieland (29-32)	1995
	32	Steven Dietz (32-32)	2003
	32	Baldwin (29-32)	1968

INDIVIDUAL SINGLE SEASON LEADERS

MOST FIELD GOALS MADE

1.	14	Andrew Ireland (14-17)	2008
	14	Robbie Roberson (14-19)	1990
3.	13	Ray Whitehead (13-17)	1993
4.	12	Matthew Wieland (12-14)	1996
	12	Justin Martinez (12-17)	2001
	12	David Wuest (12-19)	1972
7.	11	Ray Whitehead (11-13)	1992
	11	Matt Wieland (11-18)	1995
	11	Stan Jones (11-19)	2005
10.	10	Andrew Ireland (10-11)	2006
	10	Andrew Ireland (10-15)	2007
	10	Justin Martinez (10-17)	2000
	10	Jesse Williams (10-18)	1985

MOST FIELD GOALS ATTEMPTED

1.	19	Stan Jones (11-19)	2005
	19	David Wuest (12-19)	1972
	19	Robbie Roberson (14-19)	1990
4.	18	Matt Wieland (11-18)	1995
	18	Jesse Williams (10-18)	1985
6.	17	Justin Martinez (12-17)	2001
	17	Mike Wuest (6-17)	1970
	17	Carl Andress (5-17)	1974
	17	Ray Whitehead (13-17)	1993
	17	Andrew Ireland (14-17)	2008
	17	Justin Martinez (10-17)	2000

MOST PUNTYARDS

1.	2822	Rick Barrow (69-2822)	1998
2.	2807	Rick Barrow (66-2807)	1999
3.	2734	Mike Taylor (69-2734)	1978
4.	2519	David Muldoon (66-2519)	1977
5.	2437	Jerry Fife (69-2437)	1984
6.	2388	Rick Barrow (62-2388)	2000
7.	2358	Matthew Wieland (60-2358)	1996
8.	2306	Jon White (53-2306)	1965
9.	2302	Raymond Palmour (56-2302)	1951
10.	2264	Raymond Palmour (60-2264)	1950

MOST PUNT ATTEMPTS

1.	69	Rick Barrow (69-2822)	1998
	69	Mike Taylor (69-2734)	1978
	69	Jerry Fife (69-2437)	1984
4.	66	David Muldoon (66-2519)	1977
	66	Rick Barrow (66-2807)	1999
6.	62	Rick Barrow (62-2388)	2000
7.	60	Jeff Brandes (60-2168)	1992
	60	Raymond Palmour (60-2264)	1950
	60	Matthew Wieland (60-2358)	1996
10.	59	Charles Davis (59-1925)	1960
	59	Marvin McCurry (59-2234)	2002

AVERAGE YARDS/PUNT (minimum 10 attempts)

1.	45.92	Chris MacDonald (49-2250)	2007
2.	44.85	Paul Alsbury (39-1749)	1990
3.	43.58	Jon White (45-1961)	1963
4.	43.51	Jon White (53-2306)	1965
5.	43.39	Chris MacDonald (46-1996)	2006
6.	43.35	Cory Eloff (48-2081)	2003
7.	42.53	Rick Barrow (66-2807)	1999
8.	41.87	Cory Eloff (54-2261)	2004
9.	41.42	Paul Alsbury (52-2154)	1989
10.	41.11	Raymond Palmour (56-2302)	1951

MOST PUNT RETURN YARDS

1.	352	Claude Mathis (20-352)	1995
2.	344	Mac Sauls (24-344)	1967
3.	287	Danny Faust (21-287)	1992
4.	284	Justin Vogt (29-284)	2001
5.	244	Maurice Williams (27-244)	1991
6.	242	Mike Collins (24-242)	1989
7.	231	Bobby Graham (17-231)	1955
8.	225	Mike Collins (30-225)	1988
9.	223	Claude Mathis (17-223)	1994
10.	222	Billy Sanders (16-222)	1952

PUNT RETURNS

1.	30	Mike Collins (30-225)	1988
2.	29	Justin Vogt (29-284)	2001
3.	28	Gary Peoples (28-183)	1982
4.	27	Maurice Williams (27-244)	1991
5.	24	Der Straughter (24-172)	2004
	24	Mike Collins (24-242)	1989
	24	Mac Sauls (24-344)	1967
8.	22	Gary Peoples (22-166)	1981
9.	21	Danny Faust (21-287)	1992
	21	Stanley Bunton (21-111)	1979

PUNT RETURN TDS

1.	2	Eric Cobble	1982
2.	1	Melvin Webber	2005
	1	Ronnie Kuhn	1978
	1	Donald Miller	1994
	1	A.J. Jonhson	1987

AVERAGE YARDS/PUNT RETURN (minimum 10 attempts)

1.	17.60	Claude Mathis (20-352)	1995
2.	17.00	Caddo Sanders (10-170)	1956
3.	15.46	Mac Sauls (13-201)	1965
4.	14.33	Mac Sauls (24-344)	1967
5.	13.88	Billy Sanders (16-222)	1952
6.	13.86	Mac Sauls (14-194)	1966
7.	13.67	Danny Faust (21-287)	1992
8.	13.59	Bobby Graham (17-231)	1955
9.	13.12	Claude Mathis (17-223)	1994
10.	11.94	Morris Crosby (17-203)	2005

MOST KICK RETURN YARDS

1.	1055	Karrington Bush (42-1055)	2008
2.	765	Claude Mathis (26-765)	1994
3.	506	Mishak Rivas (22-506)	2009
4.	466	Karrington Bush (21-466)	2007
5.	446	A.J. Johnson (19-446)	1988
6.	430	Donald Wilkerson (20-430)	1993
7.	411	Reggie Rivers (18-411)	1989
8.	400	Stanley Bunton (17-400)	1979
9.	378	Stan Zwinggi (15-378)	2007
10.	375	Aaron Allen (18-375)	1995

MOST KICK RETURNS

1.	42	Karrington Bush (42-1055)	2008
2.	26	Claude Mathis (26-765)	1994
3.	22	Mishak Rivas (22-506)	2009
4.	21	Karrington Bush (21-466)	2007
5.	20	Donald Wilkerson (20-430)	1993
	20	Billy Sanders (20-365)	1952
7.	19	A.J. Johnson (19-446)	1988
	19	Reggie Rivers (19-374)	1990
9.	18	Aaron Allen (18-375)	1995
	18	Reggie Rivers (18-411)	1989

INDIVIDUAL SINGLE SEASON LEADERS

KICK RETURN TDs

1.	1	Willard Dearing	1959
	1	Karrington Bush	2008
	1	David Smith	1975
	1	A.J. Johnson	1988
	1	Daren Dillard	2009

AVERAGE YARDS/KICK RETURN (minimum 10 attempts)

1.	29.42	Claude Mathis (26-765)	1994
2.	28.08	Andy Buffington (13-365)	1969
3.	28.00	Willard Dearing (11-308)	1959
4.	26.50	Dameo Williams (12-318)	2005
5.	26.25	William Heyward (12-315)	2004
6.	25.36	Paul Darby (11-279)	1976
7.	25.20	Stan Zwinggi (15-378)	2007
8.	25.12	Karrington Bush (42-1055)	2008
9.	24.80	Floyd Campbell (10-248)	1971
10.	23.82	Todd Scott (11-262)	1990

MOST INTERCEPTION RETURN YARDS

1.	131	Charles Sterling (4-131)	1985
2.	120	Paul Phillips (4-120)	1976
3.	115	Max Sauls (4-115)	1964
4.	110	Billy Sanders (5-110)	1952
5.	107	Robbie Robinett (2-107)	1959
6.	105	Mac Sauls (8-105)	1965
7.	97	Pence Dacus (4-97)	1953
8.	95	Ken Huewitt (3-95)	1982
9.	92	Cyril Friday (3-92)	1983
10.	91	Tim Staskus (5-91)	1982

INTERCEPTIONS

1.	9	Lee Lundin (9-36)	1986
2.	8	Mac Sauls (8-105)	1965
	8	Adrian Simpson (8-72)	1983
	8	Don Caldwell (8-49)	1969
5.	7	David Glasco (7-63)	1984
	7	Ricky West (7-32)	1971
7.	6	Mac Sauls (6-16)	1966
8.	5	Billy Sanders (5-110)	1952
	5	Tim Staskus (5-91)	1982
	5	Bobby McBride (5-82)	1954
	5	Ronnie Kuhn (5-44)	1977
	5	David Glasco (5-43)	1982
	5	Kyle Bolen (5-36)	1972
	5	Butch Maywald (5-11)	1989
	5	Bobby McBride (5-10)	1955
	5	Walter Musgrove (5-3)	2006
	5	Tommy Blair (5-0)	1969
	5	Mike Montgomery (5-0)	1969
	5	David Glasco (5-0)	1983

INTERCEPTION RETURN TDs

1.	2	Cyril Friday	1983
	2	Brad Schley	1997
3.	1	18 players, last was Joe Bell	2008

FUMBLE RETURN YARDS

1.	97	C.J. Carroll (2-97)	2000
2.	78	B. Dickinson (1-78)	2002
3.	72	Larry Hayden (1-72)	2003
4.	58	Myron Coleman (1-58)	2000
5.	56	Johnny McCoy (1-56)	2003
6.	52	Sterling Rogers (1-52)	2000
7.	50	Epsilon Williams (0-50)	2004
8.	46	Clay Weir (1-46)	2001
	46	Greg Pitts (1-46)	2002
10.	33	Jamarqus O'Neal (2-33)	2005

TOTAL TACKLES

1.	175	Chad Coleman (70-105)	1990
2.	164	Ypres Thomas (96-68)	1996
3.	138	Brad Fulks (59-79)	1988
	138	Brad Fulks (59-79)	1988
5.	133	Brad Fulks (41-92)	1987
	133	Tommy Blair (84-49)	1969
7.	127	Greg Pitts (67-60)	2002
	127	Cleve Tryon (32-95)	1990
9.	126	David Gaffney (61-65)	1993
10.	120	Brian Surovik (67-53)	1995

UNASSISTED TACKLES

1.	96	Ypres Thomas (96-68)	1996
2.	84	Tommy Blair (84-49)	1969
3.	75	Clarence Holt (75-34)	1969
4.	72	Sterling Rogers (72-18)	1998
5.	70	Chad Coleman (70-105)	1990
6.	69	Brian Surovik (69-49)	1997
7.	68	Greg Pitts (68-45)	2001
8.	67	Brian Surovik (67-53)	1995
	67	Courtney Smith (67-50)	2008
	67	Greg Pitts (67-60)	2002

ASSISTED TACKLES

1.	105	Chad Coleman (70-105)	1990
2.	95	Cleve Tryon (32-95)	1990
3.	92	Brad Fulks (41-92)	1987
4.	79	Tim Staskus (39-79)	1982
	79	Brad Fulks (59-79)	1988
	79	Brad Fulks (59-79)	1988
7.	76	Cyril Friday (43-76)	1982
8.	71	David Simmons (41-71)	2003
9.	68	Danny Davis (23-68)	1991
	68	Ypres Thomas (96-68)	1996

TACKLES FOR LOSS

1.	19.0	Greg Pitts (19-0/55)	2002
2.	18.0	Fred Evans (13-10/72)	2005
3.	17.5	Fred Evans (15-5/61)	2004
4.	14.0	Glenn Mangold (14-0/34)	1988
5.	13.0	Mike Langford (13-0/48)	1982
	13.0	Glenn Settles (13-0/47)	2002
	13.0	Jeremy Castillo (11-4/37)	2005
	13.0	Cyril Friday (13-0/26)	1982
9.	12.0	Greg Pitts (12-0/63)	2001
	12.0	Mike Bailiff (12-0/23)	1982

YARDS FROM TACKLES FOR LOSS

1.	72	Fred Evans (13-10/72)	2005
2.	64	Sterling Rogers (12-0/64)	2001
3.	63	Greg Pitts (12-0/63)	2001
4.	61	Fred Evans (15-5/61)	2004
5.	55	Greg Pitts (19-0/55)	2002
6.	52	D. Gasper (5-6/52)	2003
	52	Glenn Mangold (12-0/52)	1987
	52	Todd Davis (5-0/52)	1988
9.	51	Travis Houston (9-6/51)	2008
10.	48	Jeremy Castillo (9-1/48)	2004
	48	Mike Langford (13-0/48)	1982

INDIVIDUAL SINGLE SEASON LEADERS

MOST QUARTERBACK SACKS

1.	12.0	Cyril Friday	1982
	12.0	Rod Clark	1981
	12.0	Rod Clark	1982
4.	11.0	Mike Bailiff	1982
5.	10.0	Monte Lewis	1993
6.	9.0	Brad Schley	1997
	9.0	Glenn Mangold	1987
	9.0	John Douglass	1992
	9.0	Cyril Friday	1981
10.	8.0	Tim Staskus	1982

MOST FUMBLES FORCED

1.	7	Sterling Rogers	2001
2.	6	Greg Pitts	2002
3.	5	Jeremy Castillo	2006
	5	Courtney Smith	2008
	5	John Douglass	1992
6.	4	Chad Coleman	1990
	4	Scott Swinnea	1994
	4	Danny Davis	1991
	4	Greg Pitts	2001
	4	Rod Clark	1981
	4	Cyril Friday	1982
	4	Tim Staskus	1982

MOST FUMBLES RECOVERED

1.	5	Bret Floyd	1988
2.	4	Glenn Mangold	1987
3.	3	Ben Jessie	1988
	3	Brad Fulks	1985
	3	Danny Davis	1991
	3	Albert Purdy	1981
	3	William Welch	1996
	3	Epsilon Williams	2004
	3	Jeremy Castillo	2006
	3	Kenyon Leno	2003
	3	Jimmy Nelms	1987
	3	Arnold Baker	1985
	3	Craig Hemphill	1991
	3	Jeremy Castillo	2005
	3	Travis Houston	2008
	3	Chet Hanks	1992



Marcus Clark recorded eight quarterback hurries in 2008.

MOST PASS BREAKUPS

1.	12	Nicolas Jack	1995
	12	Bobby Watkins	1980
3.	11	Ken Huewitt	1982
	11	Harold Watson	2003
5.	10	Epsilon Williams	2005
	10	Delwin Manning	1992
	10	Derrick Vaughn	1997
8.	9	Drenard Williams	2008
	9	Brian McCray	1993
	9	Daniel Varvel	2007
	9	Billy Hall	1982
	9	Jamarqus O'Neal	2005
	9	A.J. Jonhson	1987

MOST QUARTERBACK HURRIES

1.	22	Greg Pitts	2002
2.	18	Greg Pitts	2001
3.	16	Clenton Ballard	2001
4.	12	Josh Tubbs	2003
5.	9	Jason Washington	2001
	9	Justin Dunk	2001
7.	8	Josh Tubbs	2001
	8	Marcus Clark	2008
9.	7	Myron Coleman	2001
	7	Ty Neatherlyn	2002
	7	Clay Weir	2002
	7	Josh Tubbs	2002
	7	Travis Houston	2008
	7	Todd Pawelek	2001

MOST BLOCKED KICKS

1.	2	Nato James	2004
2.	1	Todd Siebert	1993
	1	Vincente Reid	1993
	1	Clay Weir	2002
	1	John Wood	2003
	1	Travis Upshaw	2003
	1	Dan Dolce	2004
	1	Morri Brothers	2004
	1	Jamiell Turner	2005
	1	Morri Brothers	2005
	1	Jammar Crane	2006



Drenard Williams broke up nine passes in 2008.

INDIVIDUAL CAREER LEADERS

MOST RUSHING YARDS

1.	4694	Claude Mathis (882-4694)	1994-97
2.	3205	Kevin Jurgajtis (634-3205)	1974-77
3.	2940	Bronson Sanders (709-2940)	1998-01
4.	2909	Josh Brown (597-2909)	1969-72
5.	2507	Reggie Rivers (530-2507)	1987-90
6.	2489	Karrington Bush (332-2489)	2006-09
7.	2471	Ricky Sanders (475-2461)	1980-83
8.	2377	Reece Morrison (469-2377)	1964-67
9.	2356	Donald Wilkerson (437-2356)	1993-94
10.	2353	Donnie Williams (455-2353)	1979-81

MOST RUSHING ATTEMPTS

1.	882	Claude Mathis (882-4694)	1994-97
2.	709	Bronson Sanders (709-2940)	1998-01
3.	634	Kevin Jurgajtis (634-3205)	1974-77
4.	597	Josh Brown (597-2909)	1969-72
5.	530	Reggie Rivers (530-2507)	1987-90
6.	478	Gilbert Price (478-1575)	1988-91
7.	477	Eric Cobble (477-2212)	1982-85
8.	475	Ricky Sanders (475-2461)	1980-83
9.	469	Reece Morrison (469-2377)	1964-67
10.	455	Donnie Williams (455-2353)	1979-81

MOST RUSHING TDS

1.	45	Claude Mathis	1994-97
2.	34	Josh Brown	1969-72
3.	33	Mike Miller	1978-81
4.	28	Kevin Jurgajtis	1974-77
5.	26	Donnie Williams	1979-81
6.	25	Eric Cobble	1982-85
7.	21	David Lee	2000-02
8.	19	Ricky Sanders	1980-83
9.	18	Barrick Nealy	2003-05
	18	Stan Zwinggi	2004-08
	18	Karrington Bush	2006-09
	18	Todd Scott	1990-91

MOST YARDS/RUSH (minimum 50 attempts)

1.	7.50	Karrington Bush (332-2489)	2006-09
2.	7.31	M. Williams (52-380)	1992-95
3.	6.91	Todd Scott (121-836)	1990-91
4.	6.53	M. Brothers (72-470)	2003
5.	6.36	Danny Faust (160-1017)	1990-92
6.	6.03	Stan Zwinggi (325-1961)	2004-08
7.	5.97	Willard Dearing (118-704)	1959
8.	5.80	Vaughn Deary (156-905)	1980-83
9.	5.58	Lerone Dunn (60-335)	1992-93
10.	5.51	Terrell Harris (283-1558)	2002-04

MOST RUSHING YARDS/GAME (minimum 10 games)

1.	107.1	Donald Wilkerson (22 games)	1993-94
2.	106.7	Claude Mathis (44 games)	1994-97
3.	88.9	Karrington Bush (28 games)	2006-09
4.	88.2	Josh Brown (33 games)	1969-72
5.	82.9	David Lee (19 games)	2000-02
6.	82.2	Kevin Jurgajtis (39 games)	1974-77
7.	79.6	Bill Jones (11 games)	1988
8.	74.6	Floyd Campbell (19 games)	1970-71
9.	73.6	Leo Chafin (10 games)	1951
10.	71.3	Donnie Williams (33 games)	1979-81

MOST PASS ATTEMPTS

1.	1277	Bradley George (753-1277-35)	2005-09
2.	1018	David Williams (550-1018-52)	1994-97
3.	979	Barrick Nealy (532-979-32)	2003-05
4.	606	Sperguson Wynn (334-606-19)	1998-99
5.	591	James Duncan (270-591-29)	1968-71
6.	529	Mike Miller (243-529-28)	1978-81
7.	512	Pence Dacus (265-512-31)	1951-53
8.	431	David Longhofer (219-431-25)	1982-85
9.	402	Cody McCauley (218-402-15)	2001-02
10.	385	Jess Perkins (167-385-21)	1966-67

MOST PASS COMPLETIONS

1.	753	Bradley George (753-1277-35)	2005-09
2.	550	David Williams (550-1018-52)	1994-97
3.	532	Barrick Nealy (532-979-32)	2003-05
4.	334	Sperguson Wynn (334-606-19)	1998-99
5.	270	James Duncan (270-591-29)	1968-71
6.	265	Pence Dacus (265-512-31)	1951-53
7.	243	Mike Miller (243-529-28)	1978-81
8.	219	David Longhofer (219-431-25)	1982-85
9.	218	Cody McCauley (218-402-15)	2001-02
10.	167	Jess Perkins (167-385-21)	1966-67

MOST PASSING YARDS

1.	9556	Bradley George (753-1277-35)	2005-09
2.	7206	Barrick Nealy (532-979-32)	2003-05
3.	6677	David Williams (550-1018-52)	1994-97
4.	4446	Mike Miller (243-529-28)	1978-81
5.	3904	Pence Dacus (265-512-31)	1951-53
6.	3670	James Duncan (270-591-29)	1968-71
7.	3497	Sperguson Wynn (334-606-19)	1998-99
8.	3009	David Longhofer (219-431-25)	1982-85
9.	2529	Jess Perkins (167-385-21)	1966-67
10.	2496	Cody McCauley (218-402-15)	2001-02

MOST TOUCHDOWN PASSES

1.	76	Bradley George	2005-09
2.	52	Barrick Nealy	2003-05
3.	45	David Williams	1994-97
4.	32	Pence Dacus	1951-53
5.	31	Mike Miller	1978-81
6.	24	Sperguson Wynn	1998-99
7.	20	Greg Hamilton	1977-80
8.	19	Jess Perkins	1966-67
	19	James Duncan	1968-71
10.	16	Cody McCauley	2001-02

MOST PASSES HAD INTERCEPTED

1.	52	David Williams (550-1018-52)	1994-97
2.	35	Bradley George (753-1277-35)	2005-09
3.	32	Barrick Nealy (532-979-32)	2003-05
4.	31	Pence Dacus (265-512-31)	1951-53
5.	29	James Duncan (270-591-29)	1968-71
6.	28	Mike Miller (243-529-28)	1978-81
7.	25	David Longhofer (219-431-25)	1982-85
8.	24	Noe Gonzalez (123-308-24)	1971-73
	24	Luis Reyes (107-275-24)	1975-77
10.	21	David Haass (86-217-21)	1985-88
	21	Jess Perkins (167-385-21)	1966-67

INDIVIDUAL CAREER LEADERS

BEST PASS COMPLETION PCT (minimum 50 attempts)

1.	59.9	Eric Turner	(88-147-8)	1989
2.	59.0	Bradley George	(753-1277-35)	2005-09
3.	58.3	Clint Toon	(102-175-8)	2007-08
4.	57.9	Ron Jacoby	(135-233-14)	1979-82
5.	55.8	Jason Griffin	(86-154-5)	1998-00
6.	55.1	Spergon Wynn	(334-606-19)	1998-99
7.	54.7	Reagan George	(52-95-4)	1999-01
8.	54.3	Barrick Nealy	(532-979-32)	2003-05
9.	54.2	Cody McCauley	(218-402-15)	2001-02
10.	54.0	David Williams	(550-1018-52)	1994-97

PASS EFFICIENCY (minimum 50 attempts)

1.	136.0	Bradley George	(753-1277-35)	2005-09
2.	135.9	Eric Turner	(88-147-8)	1989
3.	133.2	Bobby McBride	(96-190-9)	1954-55
4.	127.2	Barrick Nealy	(532-979-32)	2003-05
5.	126.4	Clint Toon	(102-175-8)	2007-08
6.	125.3	Mike Miller	(243-529-28)	1978-81
7.	125.2	Greg Hamilton	(92-224-13)	1977-80
8.	124.3	Pence Dacus	(265-512-31)	1951-53
9.	122.0	Ron Jacoby	(135-233-14)	1979-82
10.	121.3	Jason Griffin	(86-154-5)	1998-00

AVERAGE YARDS/PASS (minimum 50 attempts)

1.	8.4	Mike Miller	(243-529-28)	1978-81
2.	8.3	Bobby McBride	(96-190-9)	1954-55
3.	7.9	Greg Hamilton	(92-224-13)	1977-80
4.	7.6	Pence Dacus	(265-512-31)	1951-53
5.	7.5	Bradley George	(753-1277-35)	2005-09
6.	7.4	Barrick Nealy	(532-979-32)	2003-05
7.	7.2	Ron Rittimann	(60-127-8)	1988
8.	7.2	Ron Jacoby	(135-233-14)	1979-82
9.	7.2	Rene Maldonado	(125-256-14)	1983-85

AVERAGE YARDS/COMPLETION (minimum 50 attempts)

1.	19.2	Greg Hamilton	(92-224-13)	1977-80
2.	18.3	Mike Miller	(243-529-28)	1978-81
3.	16.4	Bobby McBride	(96-190-9)	1954-55
4.	16.0	Noe Gonzalez	(123-308-24)	1971-73
5.	15.4	Jesse Perkins	(73-192-9)	1964-65
6.	15.3	Ron Rittimann	(60-127-8)	1988
7.	15.2	Bob Lewis	(46-99-8)	1959
8.	15.1	Jess Perkins	(167-385-21)	1966-67
9.	15.1	Luis Reyes	(107-275-24)	1975-77
10.	15.1	David Haass	(86-217-21)	1985-88

PASSING YARDS/GAME (minimum 10 games)

1.	217.2	Bradley George	(44 games)	2005-09
2.	205.9	Barrick Nealy	(35 games)	2003-05
3.	162.9	David Williams	(41 games)	1994-97
4.	159.6	Ronnie Rittiman	(11 games)	1987
5.	159.0	Spergon Wynn	(22 games)	1998-99
6.	141.7	Wilbert Mitchell	(10 games)	1969
7.	139.4	Pence Dacus	(28 games)	1951-53
8.	126.4	Jess Perkins	(20 games)	1966-67
9.	118.9	Cody McCauley	(21 games)	2001-02
10.	108.4	Mike Miller	(41 games)	1978-81

MOST RECEIVING YARDS

1.	2470	Johnny Parker (160-2470)	1969-71
2.	2431	Cameron Luke (142-2431)	2006-08
3.	2110	David Vela (101-2110)	1979-82
4.	1565	Billy Dunk (75-1565)	1977-80
5.	1418	Mike Murphy (72-1418)	1986-89
6.	1396	Eric Tennessee (105-1396)	1984-87
7.	1375	K.R. Carpenter (98-1375)	2003-05
8.	1350	D'Angelo Torres (122-1350)	1997-99
9.	1284	Terrance Hatton (93-1284)	1994-97
10.	1229	Tyson Olivo (121-1229)	1998-01

PASS RECEPTIONS

1.	160	Johnny Parker (160-2470)	1969-71
2.	142	Cameron Luke (142-2431)	2006-08
3.	122	D'Angelo Torres (122-1350)	1997-99
4.	121	Tyson Olivo (121-1229)	1998-01
5.	105	Eric Tennessee (105-1396)	1984-87
6.	101	David Vela (101-2110)	1979-82
7.	100	Alvin Canady (100-883)	2005-09
8.	98	K.R. Carpenter (98-1375)	2003-05
9.	93	Terrance Hatton (93-1284)	1994-97
10.	89	Da'Marcus Griggs (89-1070)	2006-09

PASS RECEPTION TDS

1.	32	Cameron Luke	2006-08
2.	19	Johnny Parker	1969-71
3.	17	David Vela	1979-82
4.	15	Billy Dunk	1977-80
5.	11	Terrance Hatton	1994-97
	11	D'Angelo Torres	1997-99
	11	Mike Murphy	1986-89
	11	Daren Dillard	2008-09
9.	10	John Tyson	2003-04
	10	Cyril Adkins	1994-97

AVERAGE YARDS/CATCH (minimum 50 receptions)

1.	20.89	David Vela (101-2110)	1979-82
2.	20.87	Billy Dunk (75-1565)	1977-80
3.	19.69	Mike Murphy (72-1418)	1986-89
4.	18.60	John Tyson (50-930)	2003-04
5.	17.12	Cameron Luke (142-2431)	2006-08
6.	15.82	Daren Dillard (68-1076)	2008-09
7.	15.44	Johnny Parker (160-2470)	1969-71
8.	14.63	Markee White (67-980)	2004-05
9.	14.55	Cyril Adkins (76-1106)	1994-97
10.	14.48	Gary Peoples (65-941)	1979-82

RECEPTIONS/GAME (minimum 10 games)

1.	5.16	Johnny Parker (31 games)	1969-71
2.	4.60	Antoine Harden (10 games)	2003
3.	4.36	D'Angelo Torres (28 games)	1997-99
4.	4.18	Cameron Luke (34 games)	2006-08
5.	4.08	K.R. Carpenter (24 games)	2003-05
6.	3.71	Da'Marcus Griggs (24 games)	2006-09
7.	3.70	Cliff Mitchell (10 games)	1967
8.	3.35	Markee White (20 games)	2004-05
9.	3.18	Tyson Olivo (38 games)	1998-01
10.	3.00	Mishak Rivas (22 games)	2008-09

INDIVIDUAL CAREER LEADERS

TOTAL OFFENSE YARDS

1.	9786	Bradley George (1479-9786)	2005-09
2.	8933	Barrick Nealy (1382-8933)	2003-05
3.	7093	David Williams (1263-7093)	1994-97
4.	6249	Mike Miller (952-6249)	1978-81
5.	4694	Claude Mathis (884-4694)	1994-97
6.	4247	Pence Dacus (587-4247)	1951-53
7.	3842	James Duncan (713-3842)	1968-71
8.	3830	David Longhofer (726-3830)	1982-85
9.	3252	Spergon Wynn (827-3252)	1998-99
10.	3205	Kevin Jurgaitis (634-3205)	1974-77

TDS RESPONSIBLE FOR

1.	79	Bradley George	2005-09
2.	70	Barrick Nealy	2003-05
3.	64	Mike Miller	1978-81
4.	59	David Williams	1994-97
5.	49	Claude Mathis	1994-97

TOTAL OFFENSE/GAME (minimum 10 games)

1.	255.2	Barrick Nealy (35 games)	2003-05
2.	222.4	Bradley George (44 games)	2005-09
3.	173.0	David Williams (41 games)	1994-97
4.	159.2	Jess Perkins (20 games)	1966-67
5.	154.1	Ronnie Rittiman (11 games)	1987
6.	152.4	Mike Miller (41 games)	1978-81
7.	151.7	Pence Dacus (28 games)	1951-53
8.	147.8	Spergon Wynn (22 games)	1998-99
9.	141.7	Wilbert Mitchell (10 games)	1969
10.	128.0	Cody McCauley (21 games)	2001-02

TOTAL OFFENSE/PLAY (minimum 50 plays)

1.	8.07	Bobby McBride (195-1574)	1954-55
2.	7.43	Karrington Bush (335-2489)	2006-09
3.	7.31	Maurice Williams (52-380)	1992-95
4.	7.24	Pence Dacus (587-4247)	1951-53
5.	7.18	Rene Maldonado (256-1839)	1983-85
6.	7.08	Bob Lewis (99-701)	1959
7.	6.91	Todd Scott (121-836)	1990-91
8.	6.81	Wilbert Mitchell (208-1417)	1969
9.	6.73	Ron Rittimann (143-962)	1988
10.	6.66	Eric Turner (191-1272)	1989

ALL PURPOSE YARDS

1.	7264	Claude Mathis	1994-97
2.	4461	Karrington Bush	2006-09
3.	4015	Reggie Rivers	1987-90
4.	3854	Bronson Sanders	1998-01
5.	3781	Kevin Jurgaitis	1974-77
6.	3452	Donald Wilkerson	1993-94
7.	3216	Josh Brown	1969-72
8.	3126	Ricky Sanders	1980-83
9.	3092	Eric Cobble	1982-85
10.	3054	Stan Zwinggi	2004-08

ALL PURPOSE YARDS/GAME (minimum 10 games)

1.	165.1	Claude Mathis (44 games)	1994-97
2.	159.3	Karrington Bush (28 games)	2006-09
3.	156.9	Donald Wilkerson (22 games)	1993-94
4.	100.4	Reggie Rivers (40 games)	1987-90
5.	97.5	Josh Brown (33 games)	1969-72

TOTAL POINTS SCORED

1.	294	Claude Mathis (49 TD)	1994-97
2.	227	David Morrison (16 TD, 83 PAT, 16 FG)	1964-67
3.	219	Andrew Ireland (117 PAT, 34 FG)	2006-08
4.	217	Neal Neunhoffer (142 PAT, 25 FG)	1981-84
5.	204	Josh Brown (34 TD)	1969-72
6.	198	Mike Miller (33 TD)	1978-81
7.	192	Cameron Luke (32 TD)	2006-08
8.	179	Justin Martinez (92 PAT, 29 FG)	1999-02
9.	178	Ray Whitehead (70 PAT, 36 FG)	1991-94
10.	174	Donnie Williams (29 TD)	1979-81

TOUCHDOWNS SCORED

1.	49	Claude Mathis (45 rush, 4 rcv)	1994-97
2.	34	Josh Brown (34 rush)	1969-72
3.	33	Mike Miller (33 rush)	1978-81
4.	32	Cameron Luke (32 rcv)	2006-08
5.	29	Donnie Williams (26 rush, 3 rcv)	1979-81
6.	28	Kevin Jurgaitis (28 rush)	1974-77
7.	27	Eric Cobble (25 rush, 2 ret)	1982-85
8.	24	Alvin Canady (17 rush, 7 rcv)	2005-09
9.	22	David Lee (21 rush, 1 rcv)	2000-02
	22	Ricky Sanders (19 rush, 3 rcv)	1980-83

PAT KICKS MADE

1.	142	Neal Neunhoffer (142-157)	1981-84
2.	117	Andrew Ireland (117-119)	2006-08
3.	112	Terry Whitman (112-127)	1977-80
4.	92	Justin Martinez (92-97)	1999-02
5.	83	David Morrison (83-86)	1964-67
6.	74	David Wuest (74-81)	1970-73
7.	70	Ray Whitehead (70-72)	1991-94
8.	68	Stan Jones (68-74)	2004-05
9.	64	Rex Turner (64-51)	1961-63
10.	54	Carl Andress (54-57)	1972-75
	54	Steven Dietz (54-54)	2003-04

PAT KICKS ATTEMPTED

1.	157	Neal Neunhoffer (142-157)	1981-84
2.	127	Terry Whitman (112-127)	1977-80
3.	119	Andrew Ireland (117-119)	2006-08
4.	97	Justin Martinez (92-97)	1999-02
5.	86	David Morrison (83-86)	1964-67
6.	81	David Wuest (74-81)	1970-73
7.	74	Stan Jones (68-74)	2004-05
8.	72	Ray Whitehead (70-72)	1991-94
9.	59	Ross Doctoroff (53-59)	1997-99
10.	57	Carl Andress (54-57)	1972-75

FIELD GOALS MADE

1.	36	Ray Whitehead (36-45)	1991-94
2.	34	Andrew Ireland (34-43)	2006-08
3.	29	Justin Martinez (29-50)	1999-02
4.	25	Neal Neunhoffer (25-44)	1981-84
5.	22	Robbie Roberson (22-35)	1990-91
6.	19	Terry Whitman (19-32)	1977-80
	19	David Wuest (19-36)	1970-73
8.	16	David Morrison (16-18)	1964-67
	16	Ross Doctoroff (16-22)	1997-99
10.	15	Mike Wuest (15-30)	1969-70

INDIVIDUAL CAREER LEADERS

FIELD GOALS ATTEMPTED

1.	50	Justin Martinez (29-50)	1999-02
2.	45	Ray Whitehead (36-45)	1991-94
3.	44	Neal Neunhoffer (25-44)	1981-84
4.	43	Andrew Ireland (34-43)	2006-08
5.	36	David Wuest (19-36)	1970-73
6.	35	Robbie Roberson (22-35)	1990-91
7.	34	Carl Andress (11-34)	1972-75
8.	32	Terry Whitman (19-32)	1977-80
9.	30	Mike Wuest (15-30)	1969-70
	30	Steven Dietz (13-30)	2003-04

PUNT YARDS

1.	9989	Rick Barrow (250-9989)	1997-00
2.	8058	Mike Taylor (212-8058)	1978-81
3.	7641	Paul Alsbury (194-7641)	1987-90
4.	6158	Cory Eloff (147-6158)	2003-05
5.	6030	Jeff Brandes (159-6030)	1992,94-95

PUNT ATTEMPTS

1.	250	Rick Barrow (250-9989)	1997-00
2.	212	Mike Taylor (212-8058)	1978-81
3.	159	Jeff Brandes (208-7923)	1992-95
4.	194	Paul Alsbury (194-7641)	1987-90
5.	164	Jerry Fife (164-5882)	1982,84-85
6.	147	Cory Eloff (147-6158)	2003-05
7.	142	Tom Soyars (142-5543)	1968-70
8.	139	Raymond Palmour (139-5384)	1950-51,54
9.	134	Jon White (134-5574)	1963-65
10.	116	Marvin McCurry (116-4444)	2001-02

AVERAGE YARDS/PUNT (minimum 20 attempts)

1.	44.69	Chris MacDonald (95-4246)	2006-07
2.	41.89	Cory Eloff (147-6158)	2003-05
3.	41.60	Jon White (134-5574)	1963-65
4.	39.96	Rick Barrow (250-9989)	1997-00
5.	39.39	Paul Alsbury (194-7641)	1987-90
6.	39.30	Matthew Wieland (60-2358)	1996
7.	39.04	Tom Soyars (142-5543)	1968-70
8.	38.74	Ben Follis (81-3138)	2008-09
9.	38.73	Raymond Palmour (139-5384)	1950-54
10.	38.31	Marvin McMurry (116-4444)	2001-02

PUNT RETURN YARDS

1.	739	Mac Sauls (51-739)	1965-67
2.	635	Claude Mathis (44-635)	1994-97
3.	577	Mike Collins (73-577)	1986-89
4.	472	Bobby Graham (31-472)	1953-55
5.	408	Gary Peoples (62-408)	1979-82
6.	320	Mike Montgomery (44-320)	1968-70
7.	313	Justin Vogt (32-313)	2000-01
8.	289	Louie Simmonds (31-289)	1963-65
9.	287	Danny Faust (21-287)	1990-92
10.	282	Morris Crosby (31-282)	2005-08

PUNT RETURNS

1.	73	Mike Collins (73-577)	1986-89
2.	62	Gary Peoples (62-408)	1979-82
3.	51	Mac Sauls (51-739)	1965-67
4.	44	Mike Montgomery (44-320)	1968-70
	44	Claude Mathis (44-635)	1994-97
6.	32	Justin Vogt (32-313)	2000-01
7.	31	Morris Crosby (31-282)	2005-08
	31	Bobby Graham (31-472)	1953-55
	31	Louie Simmonds (31-289)	1963-65
10.	30	Jarvis Smith (30-234)	2002-03

PUNT RETURN TDS

1.	2	Eric Cobble	1982-85
2.	1	Melvin Webber	2004-05
	1	Ronnie Kuhn	1977-78
	1	A.J. Jonhson	1987
	1	Donald Miller	1992-95

AVERAGE YARDS/PUNT RETURN (minimum 20 attempts)

1.	15.23	Bobby Graham (31-472)	1953-55
2.	14.49	Mac Sauls (51-739)	1965-67
3.	14.43	Claude Mathis (44-635)	1994-97
4.	13.67	Danny Faust (21-287)	1990-92
5.	9.78	Justin Vogt (32-313)	2000-01
6.	9.32	Louie Simmonds (31-289)	1963-65
7.	9.10	Morris Crosby (31-282)	2005-08
8.	9.04	Maurice Williams (27-244)	1991
9.	8.25	Eric Cobble (20-165)	1982-85
10.	7.90	Mike Collins (73-577)	1986-89

KICK RETURN YARDS

1.	1599	Karrington Bush (65-1599)	2006-09
2.	1191	Claude Mathis (45-1191)	1994-97
3.	920	Reggie Rivers (46-920)	1987-90
4.	757	Donald Wilkerson (35-757)	1993-94
5.	747	Stan Zwinggi (32-747)	2004-08
6.	658	A.J. Johnson (31-658)	1985,88
7.	597	Gary Peoples (29-597)	1979-82
8.	594	Morris Crosby (35-594)	2005-08
9.	583	Aaron Allen (32-583)	1994-97
10.	506	Mishak Rivas (22-506)	2008-09

KICK RETURNS

1.	65	Karrington Bush (65-1599)	2006-09
2.	46	Reggie Rivers (46-920)	1987-90
3.	45	Claude Mathis (45-1191)	1994-97
4.	35	Morris Crosby (35-594)	2005-08
	35	Donald Wilkerson (35-757)	1993-94
6.	32	Aaron Allen (32-583)	1994-97
	32	Stan Zwinggi (32-747)	2004-08
8.	31	A.J. Johnson (31-658)	1985,88
9.	30	Kevin Jurgajtis (30-482)	1974-77
10.	29	Gary Peoples (29-597)	1979-82

AVERAGE YARDS/KICK RETURN (minimum 20 attempts)

1.	26.47	Claude Mathis (45-1191)	1994-97
2.	24.60	Karrington Bush (65-1599)	2006-09
3.	23.34	Stan Zwinggi (32-747)	2004-08
4.	23.00	Mishak Rivas (22-506)	2008-09
5.	21.82	Stanley Bunton (22-480)	1979-81
6.	21.63	Donald Wilkerson (35-757)	1993-94
7.	21.23	A.J. Johnson (31-658)	1985,88
8.	20.96	Ben Jessie (24-503)	1985-88
9.	20.64	Bronson Sanders (22-454)	1998-01
10.	20.59	Gary Peoples (29-597)	1979-82

INTERCEPTION RETURN YARDS

1.	131	Charles Sterling (4-131)	1985
	131	Marcus Clark (6-131)	2007-09
3.	128	Tim Staskus (8-128)	1981-83
	128	Bobby Watkins (8-128)	1979-80
5.	122	Paul Phillips (6-122)	1973,75-76
6.	121	Mac Sauls (14-121)	1965-67
7.	117	Darrell Johnson (6-117)	1975-76,78
8.	115	Max Sauls (4-115)	1964
9.	110	Billy Sanders (5-110)	1952
10.	107	Robbie Robinett (2-107)	1959

INDIVIDUAL CAREER LEADERS

INTERCEPTIONS

1.	17	David Glasco (17-106)	1982-84
2.	14	Mac Sauls (14-121)	1965-67
3.	11	Adrian Simpson (11-72)	1980,82-83
	11	Ricky West (11-67)	1968,71
5.	10	Keith Frase (10-102)	1975-78
	10	Bobby McBride (10-92)	1954-55
	10	Don Caldwell (10-73)	1968-70
	10	Leon Savage (10-65)	1973-76

INTERCEPTION RETURN TDS

1.	3	Tim Staskus	1981-83
2.	2	Cyril Friday	1981-83
	2	Brad Schley	1997-98

FUMBLE RETURN YARDS

1.	97	CJ Carroll (2-97)	1997-00
2.	78	B. Dickinson (1-78)	2001-02
3.	72	Larry Hayden (1-72)	2003-05
4.	58	Myron Coleman (2-58)	1998-01
5.	56	Johnny McCoy (1-56)	2003
6.	52	Sterling Rogers (1-52)	2000
7.	50	Epsilon Williams (0-50)	2003-06
8.	46	Clay Weir (1-46)	2001-02
	46	Greg Pitts (1-46)	2000-02
10.	33	Jamarqus O'Neal (2-33)	2005-06

FUMBLE RETURN TDS

1.	2	Sterling Rogers	1998,01
	2	Myron Coleman	1998,00-01

TOTAL TACKLES

1.	484	Brad Fulks (195-289)	1985,87-88,88
2.	322	Glenn Mangold (141-181)	1986-89
3.	320	Jeremy Castillo (138-182)	2003-06
4.	309	Cyril Friday (145-164)	1981-83
5.	290	Rod Woodard (124-166)	1989-90,90-91
6.	286	Shawn Woods (127-159)	1985-87
7.	282	Chad Coleman (127-155)	1989-90
8.	269	Tim Staskus (110-159)	1981-83
9.	260	Brian Surovik (147-113)	1994-97
10.	251	Marcus Clark (121-130)	2007-09

UNASSISTED TACKLES

1.	195	Brad Fulks (195-289)	1985,87-88,88
2.	149	Nicolas Jack (149-70)	1994-96
3.	147	Brian Surovik (147-113)	1994-97
4.	145	Cyril Friday (145-164)	1981-83
5.	141	Glenn Mangold (141-181)	1986-89

ASSISTED TACKLES

1.	289	Brad Fulks (195-289)	1985,87-88,88
2.	182	Jeremy Castillo (138-182)	2003-06
3.	181	Glenn Mangold (141-181)	1986-89
4.	166	Rod Woodard (124-166)	1989-90,90-91
5.	164	Cyril Friday (145-164)	1981-83
6.	159	Tim Staskus (110-159)	1981-83
	159	Shawn Woods (127-159)	1985-87
8.	155	Chad Coleman (127-155)	1989-90
9.	138	David Simmons (102-138)	2002-05
10.	130	Marcus Clark (121-130)	2007-09

TACKLES FOR LOSS

1.	39.0	Jeremy Castillo (29-20/164)	2003-06
2.	38.0	Glenn Mangold (38-0/33)	1986-89
3.	36.0	Mike Langford (30-12/81)	1980-82
4.	35.5	Fred Evans (28-15/133)	2004-05
5.	31.0	Greg Pitts (31-0/118)	2000-02
6.	28.0	Cyril Friday (28-0/60)	1981-83
7.	27.5	Travis Houston (20-15/102)	2006-09
8.	27.0	Nick Clark (20-14/114)	2004-07
9.	26.0	Rod Clark (26-0/66)	1981-83
10.	23.5	David Simmons (18-11/97)	2002-05

YARDS FROM TACKLES FOR LOSS

1.	164	Jeremy Castillo (29-20/164)	2003-06
2.	133	Fred Evans (28-15/133)	2004-05
3.	118	Greg Pitts (31-0/118)	2000-02
4.	114	Nick Clark (20-14/114)	2004-07
5.	102	Travis Houston (20-15/102)	2006-09
6.	97	David Simmons (18-11/97)	2002-05
7.	83	Marcus Clark (15-8/83)	2007-09
8.	81	Mike Langford (30-12/81)	1980-82
9.	76	Donavan King (14-10/76)	2005-08
10.	71	Nate Langford (10-7/71)	2004-07

QUARTERBACK SACKS

1.	30.0	Rod Clark (25-5/0)	1981-83
2.	25.0	Cyril Friday (18-7/0)	1981-83
3.	23.0	Monte Lewis (22-1/-51)	1991-94
4.	22.0	Glenn Mangold (21-1/0)	1986-89
5.	16.0	Mike Langford (16-0/0)	1980-82
6.	14.0	Jeremy Castillo (9-5/85)	2003-06
7.	13.0	Travis Houston (11-2/66)	2006-09
	13.0	Fred Evans (10-3/70)	2004-05
	13.0	Clint Bendele (11-2/27)	1996-98
	13.0	Brad Schley (12-1/31)	1997-98

FUMBLES FORCED

1.	10	Greg Pitts	2000-02
2.	9	Rod Woodard	1989-90,90-91
	9	Sterling Rogers	1998,01
	9	Jeremy Castillo	2003-06
5.	8	Rod Clark	1981-83

FUMBLES RECOVERED

1.	10	Jeremy Castillo	2003-06
2.	9	Brad Fulks	1985,87-88,88
3.	7	Glenn Mangold	1986-89
4.	6	Cyril Friday	1981-83
5.	5	Craig Hemphill	1991-92
	5	Arnold Baker	1984-87
	5	Kenyon Leno	2001-04
	5	Tim Staskus	1981-83
	5	William Welch	1996-97
	5	Bret Floyd	1987-88

PASS BREAKUPS

1.	25	Epsilon Williams	2003-06
	25	Nicolas Jack	1994-96
3.	24	Rod Woodard	1989-91
4.	20	Brian McCray	1991-93
5.	19	Kenyon Leno	2001-04

QB HURRIES

1.	40	Greg Pitts	2000-02
2.	27	Josh Tubbs	2001-03
3.	18	Marcus Clark	2007-09
	18	Travis Houston	2006-09
5.	16	Clenton Ballard	1998,01

INDIVIDUAL YEAR-BY-YEAR LEADERS

RUSHING LEADERS

Year	Player	GP	Att.	Yds.	G/Avg.
1950	Lawrence Weber	9	35	212	23.6
1951	Leo Chafin	10	149	736	73.6
1952	Ed Schmeltekopf	9	121	767	85.2
1953	Ed Schmeltekopf	7	79	355	50.7
1954	Ed Schmeltekopf	8	83	361	45.1
1955	Bobby Gibbens	9	135	564	62.7
1956	Keith Hoffmann	9	99	436	48.4
1957	Walter Schulle	9	118	432	48.0
1958	David Baker	8	78	306	38.3
1959	Willard Dearing	9	118	704	78.2
1960	Gibbs Franki	10	96	429	42.9
1961	Gibbs Franki	10	142	491	49.1
1962	Dee White	10	98	707	70.7
1963	Rex Turner	10	99	558	55.8
1964	Reynaldo Farias	6	87	439	73.2
1965	Reece Morrison	10	163	919	91.9
1966	Reece Morrison	10	121	611	61.1
1967	Reece Morrison	10	88	414	41.4
1968	Richard Bailey	8	186	470	58.8
1969	Andy Buffington	10	148	595	59.5
1970	Josh Brown	10	215	945	94.5
1971	Josh Brown	10	166	892	89.2
1972	Josh Brown	9	205	1011	112.3
1973	Walter Hartsfield	9	155	704	78.2
1974	Kevin Jurgaitis	10	138	726	72.6
1975	Jesse Davis	9	112	731	81.2
1976	Kevin Jurgaitis	10	184	877	87.7
1977	Kevin Jurgaitis	9	178	869	96.6
1978	Paul Derby	10	177	909	90.9
1979	Donnie Williams	11	146	720	65.5
1980	Donnie Williams	11	148	742	67.5
1981	Donnie Williams	11	161	891	81.0
1982	Ricky Sanders	11	151	878	79.8
1983	Ricky Sanders	10	141	665	66.5
1984	Eric Cobble	10	118	470	47.0
1985	Eric Cobble	11	153	729	66.3
1986	Roy Jackson	11	202	1187	107.9
1987	Roy Jackson	9	111	450	50.0
1988	Bill Jones	11	207	876	79.6
1989	Reggie Rivers	11	136	659	59.9
1990	Reggie Rivers	10	215	1145	114.5
1991	Gilbert Price	11	244	837	76.1
1992	John Hygh	11	186	638	58.0
1993	Donald Wilkerson	11	135	787	71.5
1994	Donald Wilkerson	11	302	1569	142.6
1995	Claude Mathis	11	244	1289	116.9
1996	Claude Mathis	11	294	1593	144.8
1997	Claude Mathis	11	311	1595	145.0
1998	ReShawn Brown	11	162	710	64.5
1999	Bronson Sanders	11	237	1004	91.3
2000	Lee Davis	10	162	825	82.5
2001	Bronson Sanders	9	205	953	105.9
2002	Lee Davis	10	173	788	78.8
2003	Terrell Harris	11	139	780	70.9
2004	Douglas Sherman	11	128	622	56.5
2005	Barrick Nealy	14	159	1057	75.5
2006	Stan Zwinggi	11	131	735	68.8
2007	Karrington Bush	11	137	1039	94.5
2008	Karrington Bush	13	136	1065	81.9
2009	Alvin Canady	10	128	546	49.6

PASSING LEADERS

Year	Player	GP	Att.	Com.	Int.	Pct.	Yds.	TDs
1950	Joe Farris	9	145	58	10	.400	744	7
1951	Pence Dacus	10	144	66	7	.458	1022	12
1952	Pence Dacus	9	161	86	14	.534	1228	9
1953	Pence Dacus	9	207	113	10	.546	1654	11
1954	Bobby McBride	10	100	44	7	.440	668	4

1955	Bobby McBride	7	90	52	2	.578	906	9
1956	Alvin Woods	9	62	24	9	.378	425	5
1957	Alvin Woods	9	87	39	8	.448	465	4
1958	Robert Manning	10	100	43	9	.430	635	4
1959	Bob Lewis	9	99	46	8	.465	701	5
1960	Dee White	10	71	21	0	.296	252	0
1961	Dee White	10	80	28	11	.350	364	3
1962	D. Leinneweber	10	55	26	5	.473	461	8
1963	D. Leinneweber	10	185	95	6	.514	1134	6
1964	Jesse Perkins	9	60	30	1	.500	584	4
1965	Jesse Perkins	10	132	43	8	.326	542	1
1966	Jesse Perkins	10	161	66	8	.410	904	6
1967	Jesse Perkins	10	224	101	13	.451	1625	13
1968	Cliff Mitchell	10	177	79	10	.446	1285	8
1969	Cliff Mitchell	10	208	98	10	.471	1387	10
1970	Jim Duncan	11	275	134	10	.487	1779	9
1971	Jim Duncan	10	213	98	12	.460	1442	6
1972	Noe Gonzales	10	175	66	11	.377	1110	6
1973	Noe Gonzales	8	122	53	11	.434	806	4
1974	Gary Frank	8	70	27	7	.386	477	3
1975	Gary Frank	10	61	20	6	.328	209	1
1976	Luis Reyes	10	187	84	13	.449	1289	7
1977	Greg Hamilton	9	67	33	2	.493	702	9
1978	Mike Miller	9	72	37	3	.375	517	4
1979	Mike Miller	9	103	40	5	.388	717	3
1980	Mike Miller	11	148	76	10	.514	1375	10
1981	Mike Miller	11	206	100	10	.485	1837	14
1982	Ron Jacoby	11	181	100	11	.553	1326	8
1983	Rene Maldonado	10	146	82	9	.562	1127	4
1984	David Longhofer	11	224	107	10	.478	1613	7
1985	David Longhofer	10	137	69	11	.504	784	1
1986	David Haass	10	113	47	7	.416	589	2
1987	Ron Rittmann	11	268	122	11	.455	1756	12
1988	Ron Rittmann	5	127	60	8	.472	917	7
1989	Eric Turner	8	147	88	8	.599	1286	6
1990	Gilbert Price	11	89	45	2	.506	661	4
1991	Gilbert Price	11	147	78	5	.531	954	5
1992	John Hygh	11	146	72	8	.493	876	7
1993	John Hygh	10	107	48	11	.449	506	2
1994	David Williams	9	174	99	10	.569	1146	10
1995	David Williams	10	348	186	13	.535	2389	18
1996	David Williams	11	241	111	18	.461	1383	6
1997	David Williams	11	255	154	11	.604	1759	11
1998	Spergon Wynn	11	284	173	6	.609	1851	10
1999	Spergon Wynn	11	323	161	13	.498	1646	14
2000	Jason Griffin	11	135	78	5	.578	934	8
2001	Cody McCauley	11	250	130	9	.520	1438	8
2002	Cody McCauley	11	168	102	4	.607	1223	9
2003	Barrick Nealy	12	473	240	17	.507	3129	2
2004	Barrick Nealy	9	143	84	6	.587	1202	10
2005	Barrick Nealy	14	363	208	9	.573	2875	21
2006	Bradley George	10	233	124	10	.532	1676	11
2007	Bradley George	11	334	190	8	.569	2099	16
2008	Bradley George	13	301	181	6	.601	2660	26
2009	Bradley George	11	409	258	11	.631	3121	23

TOTAL OFFENSE LEADERS

Year	Player	GP	Rush	Pass	Total	Avg.
1950	Joe Farris	9	78	744	822	91.3
1951	Pence Dacus	10	68	1022	1090	109.0
1952	Pence Dacus	9	184	1228	1412	156.9
1953	Pence Dacus	9	91	1654	1745	193.9
1954	Bobby McBride	10	76	668	744	74.4
1955	Bobby McBride	7	109	906	1015	145.0
1956	Alvin Woods	8	37	424	461	57.6
1957	Alvin Woods	9	5	465	470	52.2
1958	Robert Manning	10	-3	635	632	63.2
1959	Bob Lewis	9	-33	691	658	73.1
1960	Gibbs Franki	10	429	0	429	42.9
1961	Dee White	10	412	364	776	77.6

1962	Dee White	10	707	323	1030	103.0
1963	Danny Leinneweber	10	43	1134	1177	117.7
1964	Jesse Perkins	10	245	584	829	92.1
1965	Reece Morrison	10	919	0	919	91.9
1966	Jesse Perkins	10	381	904	1285	128.5
1967	Jesse Perkins	10	410	1625	2035	203.5
1968	Cliff Mitchell	10	185	1285	1470	147.0
1969	Cliff Mitchell	10	-54	1387	1333	133.3
1970	Jim Duncan	11	114	1779	1893	172.1
1971	Jim Duncan	10	0	1442	1442	144.2
1972	Noe Gonzales	10	452	1110	1562	156.2
1973	Noe Gonzales	8	411	806	1217	152.1
1974	Gary Frank	8	207	477	684	85.5
1975	Jesse Davis	9	731	9	740	82.2
1976	Luis Reyes	10	15	1289	1304	130.4
1977	Greg Hamilton	8	148	702	850	106.3
1978	Mike Miller	8	375	517	892	111.5
1979	Mike Miller	11	358	717	1075	97.7
1980	Mike Miller	11	504	1375	1879	170.8
1981	Mike Miller	11	566	1837	2403	218.5
1982	Ron Jacoby	11	579	1326	1905	173.2
1983	Rene Maldonado	10	66	1127	1193	119.3
1984	David Longhofer	11	355	1613	1968	178.9
1985	David Longhofer	10	237	784	1021	102.1
1986	Roy Jackson	11	1187	0	1187	107.9
1987	Ron Rittmann	11	-61	1756	1695	154.1
1988	Ron Rittmann	5	45	917	962	192.4
1989	Eric Turner	8	-14	1286	1272	159.0
1990	Gilbert Price	11	738	661	1399	127.2
1991	Gilbert Price	11	837	954	1791	162.8
1992	John Hygh	11	638	876	1514	137.6
1993	John Hygh	10	514	506	1020	102.0
1994	Donald Wilkerson	11	1569	0	1569	142.6
1995	David Williams	10	-2	2389	2387	238.7
1996	Claude Mathis	11	1593	0	1593	144.8
1997	David Williams	11	171	1759	1930	175.5
1998	Spergon Wynn	11	-196	1851	1655	150.5
1999	Spergon Wynn	11	-49	1646	1597	145.2
2000	Jason Griffin	11	-14	934	920	83.6
2001	Cody McCauley	11	133	1438	1571	142.8
2002	Cody McCauley	11	79	1223	1302	118.4
2003	Barrick Nealy	12	261	3129	3390	282.5
2004	Barrick Nealy	9	409	1202	1611	179.0
2005	Barrick Nealy	14	1057	2875	3932	280.9
2006	Bradley George	10	104	1676	1780	178.0
2007	Bradley George	11	81	2099	2180	198.2
2008	Bradley George	13	19	2660	2679	223.2
2009	Bradley George	11	26	3121	3147	286.1

PASS RECEIVING LEADERS

Year	Player	GP	Rec.	Yds.	TDs
1950	Wallace Reicherzer	9	20	254	3
1951	Mac Peoples	10	21	320	4
1952	John Wewer	9	34	475	2

INDIVIDUAL YEAR-BY-YEAR LEADERS

1969	Johnny Parker	9	58	927	8
1970	Johnny Parker	11	59	820	6
1971	Johnny Parker	10	43	723	5
1972	Ben Scharnberg	10	20	354	2
1973	Robert Watson	10	24	320	3
1974	Robert Miller	9	13	291	1
1975	Robert Miller	10	5	125	1
1976	Randy Knox	10	25	298	3
1977	Jesse Davis	9	14	287	3
1978	Billy Dunk	10	22	556	8
1979	Billy Dunk	11	21	480	3
1980	Billy Dunk	11	32	529	4
1981	David Vela	11	44	971	11
1982	David Vela	11	34	580	1
1983	Vaughn Deary	10	50	711	4
1984	Kevin Mickets	11	22	336	2
1985	Courtney Lane	10	21	374	3
	Patrick Franklin	11	21	271	0
1986	Eric Tennessee	11	38	480	1
1987	Eric Tennessee	10	49	749	4
1988	A.J. Johnson	8	26	459	4
1989	Mike Murphy	11	33	595	3
1990	Robert Gasca	11	11	222	2
1991	Todd Scott	11	23	261	0
1992	Scott Moore	11	19	219	2
1993	Clint Owen	11	14	187	0
1994	Claude Mathis	11	33	307	2
1995	Aaron Allen	11	44	544	2
1996	Aaron Allen	11	27	280	1
1997	D'Angelo Torres	10	41	474	2
1998	D'Angelo Torres	10	51	616	6
1999	Marvin Giddings	11	31	289	2
2000	Tyson Olivo	11	43	515	0
2001	Tyson Olivo	8	36	464	3
2002	Lee Davis	10	17	195	2
2003	K.R. Carpenter	12	60	780	7
2004	John Tyson	11	27	407	6
2005	Markee White	13	56	786	5
2006	Chase Wasson	11	27	380	3
2007	Cameron Luke	11	60	1,035	12
2008	Cameron Luke	13	73	1,268	17
2009	Da'Marcus Griggs	11	80	969	8

SCORING LEADERS

Year	Player	TD	1PT	2PT	FG	TP
1950	Melvin Selph	-	-	-	-	35
1951	E.W. Swindler	8	0	0	0	48
1952	Ed Schmeltekopf	10	0	0	0	60
	Leo Chafin	10	0	0	0	60
1953	Donald Robertson	7	0	0	0	42
1954	Bobby McBride	5	0	0	0	30
1955	Bobby Graham	9	17	0	0	71
1956	Caddo Sanders	4	4	0	0	28
1957	Walter Schulle	4	10	0	0	34
1958	Walter Schulle	3	0	1	0	20
1959	Willard Dearing	6	0	1	0	38
1960	Dee White	3	0	0	0	18
1961	Gibbs Franki	5	0	0	0	30
	Rex Turner	2	15	0	1	30
1962	Rex Turner	5	28	0	0	58
1963	Rex Turner	8	21	0	3	78
1964	Joe Bednarski	8	0	0	0	48
1965	Reece Morrison	11	0	0	0	66
1966	David Morrison	3	17	0	8	59
1967	David Morrison	11	39	0	3	114
1968	Don Caldwell	8	0	0	0	48
	Cliff Mitchell	8	0	0	0	48
1969	Johnny Parker	8	0	2	0	52
1970	Josh Brown	12	0	0	0	72

1971	Josh Brown	13	0	0	0	78
1972	David Wuest	0	21	0	12	57
1973	Walter Hartsfield	6	0	0	0	36
1974	Kevin Jurgajtis	9	0	0	0	54
1975	Gary Frank	8	0	0	0	48
1976	Kevin Jurgajtis	11	0	0	0	66
1977	Jesse Davis	5	0	0	0	30
	Terry Whitman	0	18	0	4	30
1978	Billy Dunk	8	0	0	0	48
1979	Mike Miller	9	0	0	0	54
1980	Mike Miller	11	0	0	0	66
1981	Donnie Williams	16	0	0	0	96
1982	Ron Jacoby	12	0	0	0	72
1983	Ricky Sanders	10	0	0	0	60
1984	Neal Neunhoffer	0	22	0	8	46
1985	Jesse Williams	0	21	0	10	51
1986	Roy Jackson	10	0	0	0	60
1987	Kyle Matlock	0	21	0	5	36
1988	Bill Jones	10	0	0	0	60
1989	Jason Howes	0	20	0	13	59
1990	Robbie Roberson	0	14	0	14	56
1991	Todd Scott	12	0	0	0	72
1992	Ray Whitehead	0	24	0	11	57
1993	Ray Whitehead	0	15	0	13	54
1994	Donald Wilkerson	9	0	0	0	54
1995	Claude Mathis	12	0	0	0	72
1996	Claude Mathis	17	0	0	0	102
1997	Claude Mathis	14	0	0	0	84
1998	Ross Doctoroff	0	17	0	9	44
1999	Justin Martinez	0	23	0	6	41
2000	Justin Martinez	0	26	0	10	56
2001	Justin Martinez	0	17	0	12	53
2002	Lee Davis	14	0	0	0	84
2003	Steven Dietz	0	7	0	32	53
2004	Terrell Harris	7	0	0	0	42
2005	Stan Jones	0	11	0	55	88
2006	Andrew Ireland	0	10	0	23	53
2007	Cameron Luke	12	0	0	0	72
2008	Cameron Luke	17	0	0	0	102
2009	Alvin Canady	10	0	0	0	60

PUNTING LEADERS

Year	Player	No.	Yds.	Avg.
1950	Raymond Palmour	60	2,264	37.7
1951	Raymond Palmour	56	2,302	41.1
1952	Eugene Kosarek	16	611	38.2
1953	Keith Hoffmann	12	483	40.3
1954	Raymond Palmour	23	818	35.6
1955	Jerry Hopkins	25	884	35.4
1956	Keith Hoffmann	32	1,126	35.2
1957	Robert Manning	12	432	36.0
1958	David Baker	41	1,425	34.8
1959	Alvin Ringo	34	1,222	35.9
1960	Charles Davis	59	1,925	32.6
1961	Rex Turner	43	1,454	33.8
1962	Rex Turner	44	1,357	30.8
1963	Jon White	45	1,961	43.6
1964	Jon White	36	1,307	36.3
1965	Jon White	52	2,320	44.6
1966	Jon White	53	2,306	43.5
1967	Bill Overall	37	1,448	39.1
1968	Tom Soyars	41	1,534	37.4
1969	Tom Soyars	53	2,135	40.3
1970	Tom Soyars	48	1,874	39.0
1971	Tom Soyars	49	1,765	36.0
1972	Steve Meeks	54	2,128	39.4
1973	Steve Meeks	48	1,827	38.1
1974	Steve Meeks	47	1,701	36.2
1975	Leland Bolen	48	1,827	38.1

1976	Leland Bolen	25	900	36.0
1977	David Muldoon	66	2,519	38.2
1978	Mike Taylor	69	2,734	39.6
1979	Mike Taylor	42	1,459	34.7
1980	Mike Taylor	54	2,113	39.1
1981	Mike Taylor	47	1,752	37.3
1982	Jerry Fife	53	1,874	35.4
1983	Jerry Fife	53	2,107	39.8
1984	Jerry Fife	69	2,437	35.3
1985	Jerry Fife	42	1,571	37.4
1986	David Haass	48	1,764	36.8
1987	David Haass	24	844	35.2
1988	Paul Alsbury	56	2,103	37.6
1989	Paul Alsbury	52	2,154	41.4
1990	Paul Alsbury	39	1,749	44.9
1991	Greg Pagel	45	1,632	36.3
1992	Jeff Brandes	60	2,168	36.1
1993	Jeff Brandes	49	1,893	38.6
1994	Jeff Brandes	46	1,822	39.6
1995	Jeff Brandes	53	2,040	38.5
1996	Matt Wieland	60	2,350	39.3
1997	Rick Barrow	53	1,972	37.3
1998	Rick Barrow	69	2,822	40.9
1999	Rick Barrow	66	2,807	42.5
2000	Rick Barrow	62	2,338	38.5
2001	Marvin McCurry	57	2,210	38.8
2002	Marvin McCurry	66	2,501	37.9
2003	Cory Eloff	48	2,081	43.4
2004	Cory Eloff	54	2,261	41.9
2005	Cory Eloff	45	1,816	40.4
2006	Chris MacDonald	46	1,996	43.4
2007	Chris MacDonald	49	2,250	45.9
2008	Ben Follis	42	1,607	38.3
2009	Ben Follis	39	1,531	39.3

PUNT RETURN LEADERS

Year	Player	No.	Yds.	Avg.	TD
1952	Bill Sanders	16	222	13.9	0
1953	Leon Sefton	5	88	17.6	0
1954	Bobby Graham	8	89	11.1	0
1955	Bobby Graham	17	231	13.6	0
1956	Caddo Sanders	10	170	17.0	0
1957	Eddie Lankford	4	89	22.3	0
1958	Hillyer Ward	15	174	11.6	0
1959	Willard Dearing	9	62	6.9	0
1961	Dee White	12	89	7.4	0
1962	Roddy Bagley	10	53	5.3	0
1963	Louie Simmonds	20	194	9.7	0
1964	Louie Simmonds	11	95	8.6	0
1965	Mac Sauls	13	201	15.5	0
1966	Mac Sauls	14	194	13.9	0
1967	Mac Sauls	24	344	14.3	0
1968	Mike Montgomery	20	148	7.4	0
1969	Mike Montgomery	6	55	9.2	0
1970	Floyd Campbell	14	336	24.0	0
1971	Ricky West	14	94	6.7	0
1972	Jim Stienke	11	66	6.0	0
1973	Ben Scharnberg	20	126	6.3	0
1974	Kyle Bolen	12	78	6.5	0
1975	Darrell Johnson	8	78	9.8	0
1976	Darrell Johnson	8	56	7.0	0
1977	Adrian Edwards	12	95	7.9	0
1978	Darrell Johnson	11	73	6.6	0
1979	Stanley Bunton	21	111	5.3	0
1980	Gary Peoples	12	59	4.9	0
1981	Gary Peoples	22	166	7.5	0
1982	Gary Peoples	28	183	6.5	0
1983	Ricky Sanders	14	166	11.9	0
1984	Eric Cobble	9	51	5.7	0

INDIVIDUAL YEAR-BY-YEAR LEADERS

1985	A.J. Johnson	10	51	5.1	0
1986	Mike Collins	10	40	4.0	0
1987	A.J. Johnson	9	111	12.3	1
1988	Mike Collins	30	225	7.5	0
1989	Mike Collins	24	242	10.1	1
1990	Warren Stewart	17	141	8.3	0
1991	Maurice Williams	27	244	9.0	0
1992	Maurice Williams	7	121	17.3	0
1993	Donald Wilkerson	17	62	3.7	0
1994	Claude Mathis	17	223	13.1	0
1995	Claude Mathis	20	352	17.6	0
1996	Aaron Allen	3	45	15.0	0
1997	William Welch	3	21	7.0	0
1998	Darrick Vaughn	12	58	4.8	0
1999	Darrick Vaughn	8	116	14.5	1
2000	Bronson Sanders	14	90	6.4	0
2001	Justin Vogt	29	284	9.8	0
2002	Jarvis Smith	13	151	11.6	1
2003	Jarvis Smith	19	114	6.0	0
2004	Derwin Straughter	24	172	7.2	0
2005	Morris Crosby	17	203	11.9	0
2006	Morris Crosby	13	78	6.0	0
2007	Will Thompson	9	82	9.1	0
2008	Drenard Williams	6	19	3.2	0
2009	Will Thompson	9	59	6.6	0

KICKOFF RETURN LEADERS

Year	Player	No.	Yds.	Avg.	TD
1952	Billy Sanders	20	365	18.3	0
1953	Bobby Graham	6	152	25.3	0
1954	Bobby Graham	5	149	29.8	0
1955	Bobby Graham	7	123	17.6	0
1956	Caddo Sanders	9	172	19.1	0
1957	Eddie Lankford	7	214	30.6	0
1958	Hillyer Ward	13	247	19.0	0
1959	Willard Dearing	11	308	28.0	1
1961	Charles Bridges	6	86	14.3	0
1962	Rex Turner	5	79	15.8	0
1963	Rex Turner	6	110	18.3	0
1964	Jimmy Jones	7	179	25.6	0
1965	Reece Morrison	11	213	19.4	0
1966	David Morrison	10	242	24.2	0
1968	Mike Montgomery	9	169	18.8	0
1969	Andy Buffington	13	365	28.1	0
1970	Floyd Campbell	14	336	24.0	0
1971	Floyd Campbell	10	248	24.8	0
1972	Jim Stienke	15	316	21.1	0
1973	Ben Scharnberg	17	347	20.4	0
1974	David Smith	7	115	16.4	0
1975	David Smith	11	201	18.3	0
1976	Paul Darby	11	279	25.4	0
1977	Adrian Edwards	6	127	21.2	0
1978	Adrian Edwards	15	288	19.2	0
1979	Stanley Bunton	17	400	23.5	0
1980	Gary Peoples	7	157	22.4	0
1981	Gary Peoples	10	227	22.7	0
1982	Gary Peoples	12	213	17.8	0
1983	Eric Cobble	9	181	20.1	0
1984	Jimmy Nelms	9	158	17.6	0
1985	Ben Jessie	8	173	21.6	0
1986	Ben Jessie	15	323	21.5	0
1987	Gerard Bickham	9	228	25.3	0
1988	A.J. Johnson	19	446	23.5	0
1989	Reggie Rivers	18	411	22.8	0
1990	Todd Scott	11	262	23.8	0
1991	Maurice Williams	10	206	20.6	0
1992	Danny Faust	9	260	28.9	0
1993	Donald Wilkerson	20	430	21.5	0
1994	Claude Mathis	26	765	29.4	0

1995	Aaron Allen	18	375	20.8	0
1996	Claude Mathis	4	118	29.5	0
1997	D'Angelo Torres	3	76	25.3	0
1998	D'Angelo Torres	14	290	20.7	0
1999	D'Angelo Torres	8	171	21.4	0
2000	Jeff Wilson	15	338	22.5	0
2001	Tyrone Darden	9	196	21.8	0
2002	Jarvis Smith	15	323	21.5	0
2003	Antoine Harden	11	208	18.9	0
2004	Will Heyward	12	315	26.2	0
2005	Dameon Williams	12	318	26.5	0
2006	Stan Zwinggi	14	311	22.2	0
2007	Karrington Bush	21	466	22.2	0
2008	Karrington Bush	42	1,055	25.1	1
2009	Mishak Rivas	22	506	23.0	0

INTERCEPTION LEADERS

Year	Player	No.	Yds.	Avg.	TD
1952	Bill Sanders	5	110	22.0	0
1953	Pence Dacus	4	97	24.3	0
1954	Bobby McBride	5	82	16.4	0
1955	Bobby McBride	5	10	2.0	0
1956	Dave Rutherford	2	60	30.0	0
	Billy Miller	2	39	19.5	0
	Caddo Sanders	2	20	10.0	0
1957	Bassett Nix	2	78	39.0	0
	Alvin Ringo	2	14	7.0	0
1958	Walter Schulle	2	46	23.0	0
	Hillyer Ward	2	24	12.0	0
	Johnny Tombs	2	24	12.0	0
1959	Robbie Robinett	2	107	53.5	1
	Bob Lewis	2	60	30.0	0
	Tommy Roberts	2	15	7.5	0
	Willard Dearing	2	3	1.5	0
	Herb Wutrich	2	2	1.0	0
1960	Robert Cornelius	4	0	0.0	0
1961	Stanley Pfeil	3	0	0.0	0
1962	Nathan Porter	3	60	20.0	0
	Charles Davis	3	0	0.0	0
1963	Jerry Cole	4	24	6.0	0
1964	Mac Sauls	4	115	28.8	0
	Richard Suffell	4	12	3.0	0
1965	Mac Sauls	8	105	13.1	0
1966	Bobby Smith	6	58	9.7	0
	Mac Sauls	6	16	2.7	0
1968	Ricky West	4	35	8.8	0
1969	Don Caldwell	8	49	6.1	0
1970	Ricky West	5	8	1.6	0
1971	Ricky West	7	32	4.6	0
1972	Kyle Bolen	5	36	7.2	0
1973	Leon Savage	3	23	7.7	0
	Aaron Randow	3	20	6.7	0
1974	Leon Savage	4	16	4.0	0
1975	Keith Frase	3	44	14.7	0
	Kyle Bolen	3	30	10.0	0
1976	Paul Phillips	4	120	30.0	0
1977	Ronnie Kuhn	5	44	8.8	0
1978	Ronnie Kuhn	4	0	0.0	0
1979	Bobby Watkins	4	73	18.3	1
1980	Bobby Watkins	4	55	13.8	0
1981	Ken Coffey	7	41	5.9	1
1982	Tim Staskus	5	91	18.2	1
	David Glasco	5	43	8.6	0
1983	Adrian Simpson	8	72	9.0	0
1984	David Glasco	7	63	9.0	0
1985	Charles Sterling	4	131	32.8	0
1986	Lee Lundin	9	36	4.0	0
1987	Jimmy Nelms	6	41	6.8	0
1988	Andre Horton	3	21	7.0	0

1989	Butch Maywald	5	11	2.2	0
1990	Warren Stewart	4	0	0.0	0
1991	Rod Woodard	5	44	8.8	0
1992	Nelson Robinson	5	44	8.8	0
1993	Todd Siebert	4	70	17.5	0
1994	Todd Siebert	3	60	20.0	0
1995	Ypres Thomas	3	38	12.7	1
	Kent Laster	3	41	13.7	0
1996	William Welch	4	0	0.0	0
1997	Brad Schley	2	67	33.5	2
	Brian Surovik	2	47	23.5	1
	Fred Davis	2	43	21.5	0
1998	Darrick Vaughn	3	0	0.0	0
1999	Darrick Vaughn	4	1	0.3	0
2000	Kendall Jones	3	2	0.7	0
2001	Tyrone Darden	2	44	22.0	0
2002	Donnie Baker	3	69	23.0	0
2003	Epsilon Williams	5	32	6.4	0
2004	Walter Musgrove	2	22	11.0	0
	Nato James	2	0	0.0	0
2005	Jamarqus O'Neal	3	51	17.0	0
2006	Walter Musgrove	5	3	0.6	0
2007	Marcus Clark	4	99	17.2	0
2008	Morris Crosby	4	51	12.8	0
2009	Will Thompson	2	2	1.0	0

FIELD GOAL LEADERS

Year	Player	FG-FGA	LG
1971	David Wuest	6-12	48
1972	David Wuest	12-19	45
1973	David Wuest	1-3	49
1974	Carl Andress	5-17	36
1975	Carl Andress	4-11	47
1976	Jimmy Minor	7-12	45
1977	Terry Whitman	4-6	43
1978	Terry Whitman	3-10	32
1979	Terry Whitman	8-10	38
1980	Terry Whitman	4-6	32
1981	Neal Nuenhoffer	7-13	47
1982	Neal Nuenhoffer	5-10	45
1983	Neal Nuenhoffer	5-8	48
1984	Neal Nuenhoffer	8-13	47
1985	Jesse Williams	10-18	42
1986	Kyle Matlock	7-13	46
1987	Kyle Matlock	5-13	46
1988	Jason Howes	5-10	34
1989	Jason Howes	13-19	52
1990	Robbie Roberson	14-19	50
1991	Robbie Roberson	8-16	43
1992	Ray Whitehead	11-13	42
1993	Ray Whitehead	13-17	42
1994	Ray Whitehead	6-9	48
1995	Matt Wieland	11-18	50
1996	Matt Wieland	12-14	49
1997	Ross Doctoroff	5-8	36
1998	Ross Doctoroff	9-11	43
1999	Justin Martinez	6-11	38
2000	Justin Martinez	10-17	40
2001	Justin Martinez	12-17	38
2002	Justin Martinez	1-5	35
2003	Steven Dietz	7-15	49
2004	Steven Dietz	6-15	45
2005	Stan Jones	11-19	50
2006	Andrew Ireland	10-11	49
2007	Andrew Ireland	10-15	52
2008	Andrew Ireland	14-17	48
2009	Justin Garelick	7-8	44

BOBCAT ALL-STARS

ABBREVIATIONS: LSC-1 - All-Lone Star Conference First Team; LSC-2 - Second Team; HM - Honorable Mention; ATC - All-Texas College; LAA - Little All-American Associated Press; WAA - Williamson All-American, Mid-Bracket; NAIA - National Association of Intercollegiate Athletics; GSC - Gulf Star Conference; SLC - Southland Conference; WC - Walter Camp; TSN - The Sports Network; AFCA - American Football Coaches Association; I-AA - NCAA Division I-AA; SFL - Southland Football League; FG - Football Gazette; TL - Teamlink.com.

- 1946- Robert Magrover, halfback, LSC-1, LAA-HM. Wallace Dockall, end, LSC-1, LAA-HM. Charles Tuttle, guard, LSC-1.
- 1947- Gonzalo Garcia, guard, LSC-1. Wallace Dockall, end, LSC-1.
- 1948 Elmo Dahlberg, center, LSC-1. Thomas Coers, end, LSC-1. George Carlisle, quarterback, LSC-1. Gonzalo Garcia, guard, LSC-1.
- 1949- Gonzalo Garcia, guard, LSC-1.
- 1950- Dale Johanson, tackle, LSC-1.
- 1951- Mac Peoples, end, LSC-1. Harvey Bruns, center, LSC-1. Darrell Hortness, LSC-2. Pence Dacus, quarterback, LSC-2. Leo Chaffin, LSC-2.
- 1952- Caddo Sanders, halfback, LSC-1, ATC. Harvey Bruns, center, LSC-1. Alton Slayton, tackle, ATC. Cedric Bettis, center, LSC-2. Pence Dacus, quarterback, LSC-2. Leo Chaffin, halfback, LSC-2.
- 1953- Pence Dacus, quarterback, LSC-1, LAA. Johnny Weder, end, LSC-1. Harvey Bruns, center, LSC-2. James Prewitt, end, LSC-2. Eugene Hanks, guard, LSC-2.
- 1954- Horace Allert, tackle, LSC-1, ATC, WAA. Gene Hanks, guard, LSC-1. Ed Schmeltekopf, fullback, LSC-2. Gene Smith, tackle, LSC-HM. Bobby McBride, quarterback, LSC-HM.
- 1955- Johnny Faseler, end, LSC-1. Bobby Gibbens, fullback, LSC-1. John Gibbens, tackle, LSC-1. Bobby Graham, halfback, LSC-2. Bobby McBride, quarterback, LSC-1, ATC. Leonard Germer, guard, LSC-HM.
- 1956- John Gibbens, tackle, LSC-1, WAA. Jerome Nortman, guard, LSC-HM, ATC. Keith Hoffmann, halfback, LSC-HM.
- 1957- Sid Gibbens, center, LSC-2, ATC, WAA-HM. Hillyer Ward, halfback, LSC-HM. Billy McDaniel, guard, LSC-HM. Alvin Woods, quarterback, WAA-HM.
- 1958- Bobby Gibbens, fullback, LSC-HM. Sid Gibbens, center, LSC-HM. Arthur Gray, tackle, LSC-HM. Robert Manning, quarterback, LSC-HM. Johnny Tombs, guard, LSC-HM. Hillyer Ward, halfback, LSC-HM. Eddy Lankford, halfback, LSC-HM. Vollie Williams, end, LSC-HM.
- 1959- Willard Dearing, halfback, LSC-1, ATC. Don Hardin, end, LSC-2. Jerry Nortman, center, LSC-HM. John Baker, tackle, LSC-HM. Bob Lewis, quarterback, LSC-HM. Lowe Irvine, tackle, LSC-HM.
- 1960- Johnny Tombs, guard, LSC-2. Bobby Cornelius, center, LSC-HM. Willard Dearing, halfback, LSC-HM.
- 1961- Harold Jay, guard, LSC-1, ATC-1. Bobby Cornelius, center, LSC-1, WAA-HM, ATC-2. Johnny Tombs, guard, LSC-2, WAA-HM, ATC-HM. Gibbs Franki, fullback, LSC-2. John Reese, tackle, LSC-HM, ATC-HM. Celestino Avila, end, WAA-HM. Andy Tobias, tackle, WAA-HM.
- 1962- Harold Jay, guard, LSC-1. Gibbs Franki, fullback, LSC-2. John Reese, tackle, LSC-1, NAIA-1. Corky Nelson, center, LSC-2. Nathan Porter, end, LSC-1. Dee White, quarterback, LSC-1, NAIA-HM. Kenneth Jacobs, tackle, LSC-1.
- 1963- Jerry Cole, end, LAA-1, LSC-1, ATC-2, WAA-HM. John Reese, tackle, NAIA-1, WAA-1, LSC-1, ATC-HM. Danny Leineweber, quarterback, ATC-1, LSC-1. Celestino Avila, end, LSC-1, ATC-2, WAA-HM. Rex Turner, halfback, LSC-2, ATC-HM. Lindy Lyles, center, LSC-1, ATC-HM. Roddy Bagley, halfback, LSC-1. Reynaldo Farias, halfback, LSC-HM. Bud Jackson, tackle, LSC-HM. James Blackwell, tackle, LSC-HM.
- 1964- Jerry Cole, end, LAA-1, LSC-1. Wallace Dickey, tackle, NAIA-HM, LSC-1. Joe Bednarski, fullback, NAIA-HM, LSC-1. Wilbur Aylor, tackle, LSC-1. Lewis Simmonds, halfback, LSC-2. Bud Jackson, middle guard, LSC-1, ATC-1. Richard Suffel, cornerback, LSC-1. Stanley Smith, defensive end, LSC-1, ATC-1. Macon Smith, end, LSC-2. Jesse Perkins, quarterback, LSC-HM.
- 1965- Wilbur Aylor, tackle, LAA-HM, NAIA-HM, LSC-1, ATC-1. Bud Jackson, middle guard, LSC-1, ATC-HM. Reece Morrison, halfback, NAIA-HM, LSC-1, ATC-HM. Lindy Lyles, linebacker, LAA-HM, NAIA-HM, LSC-1, ATC-1. Macon Roemer, tackle, LSC-1. Richard Suffel, halfback, LSC-1, ATC-HM. Stanley Smith, defensive end, LSC-2. Bobby Smith, defensive back, LSC-HM.
- 1966- Reece Morrison, halfback, NAIA-HM, LSC-1, ATC-1. Macon Roemer, tackle, NAIA-HM, LSC-2. David Morrison, halfback, LSC-1, ATC-1. John Luna, guard, LSC-1. Stanley Smith, defensive end, LSC-1. Mac Sauls, safety, LSC-1. Bobby Smith, cornerback, LSC-HM. Bill Satterwhite, tackle, LSC-HM. Jesse Perkins, quarterback, LSC-HM, NAIA-HM. Jon White, NAIA-HM.
- 1967- Tommy Head, center, NAIA-1, ATC-1, LSC-1. Jesse Perkins, quarterback, LSC-1 (Back of the Year), LAA-HM, ATC-HM. Reece Morrison, halfback, LAA-HM, ATC-HM, LSC-1. David Morrison, halfback, ATC-1, LSC-1. Cliff Mitchell, offensive end, LSC-1. Mac Sauls, safety, LAA-2, ATC-2, LSC-1. Dwight Nieschwitz, monster back, ATC-1, LSC-1. Wayne Daigle, linebacker, ATC-1, LSC-1, NAIA-HM. Wade Key, offensive end, ATC-HM. John Luna, offensive guard, LSC-1, ATC-HM. Charles Caffey, defensive back, ATC-HM, LSC-2. James Vines, defensive end, LSC-HM. Louis Schorp, offensive tackle, LSC-2. Bill Satterwhite, tackle, LSC-1. Bobby Smith, defensive back, ATC-HM, LSC-HM.
- 1968- Wade Key, offensive end, LSC-1, ATC-HM. Louis Schorp, offensive tackle, LSC-1, ATC-HM. John Luna, offensive guard, LSC-1, ATC-1. Clyde Cockrum, defensive end, LSC-1, ATC-HM. Clarence Holt, middle guard, LSC-1, ATC-HM. Wayne Daigle, linebacker, LSC-1, ATC-HM. Mike Horak, offensive guard, LSC-2. Tommy Head, center, LSC-2. Mike Montgomery, defensive back, LSC-2. Cliff Mitchell, quarterback, LSC-HM. Ted Grabarkawitz, fullback, LSC-HM. Tommy Blair, linebacker, LSC-HM.
- 1969- Clarence Holt, defensive guard, LSC-1. Tommy Blair, linebacker, LSC-1. Louis Schorp, tackle, LSC-2. John Valentine, defensive end, LSC-2. Mike Montgomery, defensive back, LSC-2. Johnny Parker, wide receiver, LSC-HM. Cliff Mitchell, quarterback, LSC-HM. Bill Soyars, linebacker, LSC-HM.

2010 TEXAS STATE FOOTBALL

- 1970- Dennis Gorka, defensive tackle, LSC-1, ATC-1. Mike Montgomery, defensive back, ATC-1, LSC-2. Jerry Roberts, tight end, LSC-2. Bob Daigle, center, LSC-2. Ricky West, safety, LSC-2. Jim Duncan, quarterback, LSC-HM. Josh Brown, fullback, LSC-HM. Johnny Parker, wide receiver, LSC-HM.
- 1971- Bob Daigle, center, LSC-1, NAIA-1, LAA-HM. James Duncan, quarterback, LSC-1, ATC-1, LAA-HM, NAIA-HM. Henry Kotzur, tight end, LSC-1, ATC-1, LAA-HM, NAIA-HM. David Williams, offensive guard, LSC-1, ATC-HM, LAA-HM, NAIA-HM. Johnny Parker, wide receiver, LSC-1, LAA-HM, NAIA-HM. Tommy Blair, linebacker, LSC-1, LAA-HM, NAIA-HM. Ricky West, safety, LSC-1. Josh Brown, fullback, LSC-2, ATC-1. Floyd Campbell, halfback, LSC-2. Gary Pack, offensive tackle, LSC-2. David Wuest, kicker, LSC-2. Ray Jackson, defensive guard, LSC-2, ATC-1. Larry Townsend, defensive tackle, LSC-2, ATC-1. Jim Stienke, cornerback, LSC-2. Dennis Colvin, offensive tackle, LSC-HM.
- 1972- Bob Daigle, center, LSC-1, LAA-1, NAIA-1, ATC-1. Jim Stienke, defensive back, LSC-1, NAIA-1, ATC-1, LAA-HM. Josh Brown, fullback, LSC-1, NAIA-HM, LAA-HM, ATC-2. Henry Kotsur, tight end, LSC-1, LAA-HM, ATC-HM. Dennis Colvin, offensive tackle, LSC-1, LAA-HM. Noe Gonzales, quarterback, LSC-2, ATC-1. Ray Jackson, middle guard, LSC-1, ATC-1, LAA-HM, NAIA-HM. David Wuest, place kicker, LSC-1. Steve Meeks, punter, LSC-1. Monroe Daniels, tailback, LSC-HM, ATC-2. Jimmy Jowers, linebacker, LSC-HM, Academic AA-1. David Williams, offensive guard, LSC-2. Clay Roland, defensive end, LSC-HM.
- 1973- Dennis Colvin, offensive tackle, LSC-2, LSC Academic-1. John Waldrun, defensive tackle, LSC-2. Jimmy Jowers, linebacker, LSC-HM, LSC Academic-1, Academic AA-1. Noe Gonzales, quarterback, LSC-HM. Fred Pointer, offensive guard, LSC-HM. George Pena, center, LSC-HM. Ben Scharnberg, defensive back, LSC-HM. Greg Ochler, offensive tackle, LSC Academic-HM.
- 1974- Fred Pointer, offensive guard, LSC-1, NAIA-2, LAA-1. Bobby Kotzur, defensive guard, LSC-1, NAIA-HM, LAA-HM. Nathan Gutowsky, linebacker, LSC-1. Ray Washington, defensive end, LSC-1. Kevin Jurgajtis, fullback, LSC-2. George Pena, center, LSC-2. Gary Stehling, defensive back, LSC-2. Kyle Bolen, defensive back, LSC-HM, LSC Academic-1. Paul Phillips, linebacker, LSC Academic-1, Academic AA-2. Greg Ochler, offensive tackle, LSC Academic-1. Alvoyd Wilson, halfback, LSC-HM. Roger Swist, defensive lineman, LSC-HM. Mac Johanson, defensive end, LSC-HM.
- 1975 Bobby Kotzur, nose guard, LSC-1, NAIA-1, LAA-1. Fred Pointer, offensive guard, LSC-1, NAIA-HM, LAA-HM. Pat Jupe, fullback, LSC-1, NAIA-HM, LAA-HM. Ray Washington, defensive end, LSC-1, NAIA-HM. George Pena, center, LSC-2. Carl Andress, kicker, LSC-2, LSC Academic-1. Paul Phillips, linebacker, LSC-HM, LSC Academic-1. Kyle Bolen, defensive back, LSC-HM, LSC Academic-1. Greg Ochler, offensive guard, LSC-HM, LSC Academic-HM. Gary Frank, quarterback, LSC-HM. Kevin Jurgajtis, halfback, LSC-HM. Jesse Davis, LSC-HM. Craig Dunlavy, offensive guard, LSC-HM. Roger Swist, defensive tackle, LSC-HM. Darrell Johnson, defensive back, LSC-HM. Bob Bartz, defensive tackle, LSC Academic-HM.
- 1976- Charles Collins, offensive tackle, LSC-1, NAIA-1, LAA-HM. Craig Dunlavy, offensive guard, LSC-1, NAIA-HM, LAA-HM. Darrell Johnson, defensive back, LSC-1. Kevin Jurgajtis, running back, LSC-2. Henry Holloman, defensive tackle, LSC-2. Leroy Bailey, defensive back, LSC-2. Jesse Davis, running back, LSC-HM. Randy Knox, tight end, LSC-HM. Paul Phillips, linebacker, LSC-HM, LSC Academic-1. Glenn Gundy, defensive end, LSC-HM. Leon Savage, defensive back, LSC-HM. Steve Smith, offensive tackle, LSC Academic-1. Keith Frase, LSC Academic-HM.
- 1977- Mike Merritt, offensive guard, LSC-1, NAIA-HM, LAA-HM. Kevin Jurgajtis, fullback, LSC-2, LSC Academic-1. Steve Ferrell, offensive guard, LSC-2. David McGarah, defensive tackle, LSC-2. Glenn Gundy, linebacker, LSC-2. Leory Bailey, defensive back, LSC-2. Greg Hamilton, quarterback, LSC-HM. Jesse Davis, halfback, LSC-HM. Kelly Monk, center, LSC-HM. Dan Bierstedt, linebacker, LSC-HM. Ronnie Kuhn, defensive back, LSC-HM. Steve Smith, offensive tackle, LSC-HM, LSC Academic-HM. Keith Frase, defensive back, LSC-HM, LSC Academic-HM. Mike Ferris, offensive guard, LSC Academic-HM. Allen Kiesling, defensive end, LSC Academic-HM.
- 1978- Willie Burleson, offensive guard, LSC-1, LAA-HM. Kelly Monk, center, LSC-1, LAA-HM. Mike Taylor, punter, LSC-1. Elvis Shaw, defensive guard, LSC-1, NAIA-HM. Paul Darby, running back, LSC-2. Mark Mattingly, defensive tackle, LSC-2. Pete Gibbens, defensive tackle LSC-2. Darrell Johnson, defensive back, LSC-2. Allen Kiesling, defensive end, LSC-HM, LSC Academic-1. Mike Ferris, offensive guard, LSC Academic-1, Academic AA-1. Keith Frase, defensive back, LSC Academic-HM. Steve Smith, offensive tackle, LSC Academic-HM.
- 1979- Elvis Shaw, defensive guard, LSC-1, NAIA-1, LAA-HM. Mark Mattingly, defensive tackle, LSC-1, LAA-HM. Mike Ferris, offensive guard, LSC-2, LSC Academic-1, Academic AA-1. Pete Gibbens, defensive tackle, LSC-2. Billy Dunk, tight end, LSC-HM. Paul Thornton, offensive tackle, LSC-HM. Terry Whitman, place kicker, LSC-HM. Allen Kiesling, defensive end, LSC-HM, LSC Academic-1, Academic AA-1. Charles Burleson, linebacker, LSC-HM. Tracy Smith, defensive back, LSC-HM. Norris Powell, linebacker, LSC (Freshman of the Year). Mike Miller, quarterback, LSC Academic-1. Greg Gilcrease, offensive guard, LSC Academic-1.
- 1980- Billy Dunk, wide receiver, LSC-1, NAIA-HM, LAA-HM. Paul Thornton, offensive tackle, LSC-1, NAIA-2, LAA-HM. David Bailiff, offensive guard, LSC-1, NAIA-HM. Kelly Monk, center, LSC-1, NAIA-HM, LAA-HM, LSC Academic-1, Academic AA-2. Mike Miller, quarterback, LSC-2, LSC Academic-1, ATC Academic-1. Pete Racicot, offensive tackle, LSC-2, LSC Academic-1. Terry Whitman, place kicker, LSC-2, Academic AA-2, ATC Academic-1. Charles Burleson, linebacker, LSC-2. Bobby Watkins, defensive back, LSC-2. Donnie Williams, running back, LSC-HM. Don Najvar, tight end, LSC-HM. Mike Bailiff, defensive end, LSC-HM. Norris Powell, linebacker, LSC-HM. Mike Taylor, punter, LSC-HM. Mike Wynn, offensive guard, LSC Academic-1. Greg Gilcrease, offensive guard, LSC Academic-1, Academic AA-2. Bob DeBesse, end, ATC Academic-1.
- 1981- Mike Bailiff, defensive end, LSC-1, LSC Academic-HM. Anthony Boyd, defensive end, LSC-1. Ken Coffey, defensive back, LSC-1. Dan Essa, defensive guard, LSC-HM. Cyril Friday, linebacker, LSC-1, LAA-HM, NAIA-HM. Dan Gibbens, center, LSC Academic-HM. Greg Gilcrease, offensive guard, LSC Academic-1. Academic AA-2, ATC Academic-1. Mike Langford, defensive tackle, LSC-1. Mike Miller, quarterback, LSC-1, LSC-MVP, LAA-3, NAIA-HM, LSC Academic-1, Academic AA-1, ATC-Academic HM. Don Najvar, tight end, LSC-1. Neal Neunhoffer, place kicker, LSC-HM. Mel Polk, LSC-HM. Pete Racicot, offensive tackle, LSC-1, ATC Academic-1, LSC Academic-HM. Ricky Sowell, defensive tackle, LSC-1. Tim Staskus, linebacker, LSC Academic-HM. Mike Taylor, punter, LSC-HM. David Vela, wide receiver, LSC-2. Bobby Watkins, defensive back, LSC-1, NAIA-2. Craig Westmoreland, offensive guard, LSC-HM. Donnie Williams, running back, LSC-1, NAIA-HM. Mike Wynn, offensive guard, LSC-2, LSC Academic-1, Academic AA-2, ATC Academic-HM. Leonard Matocha, offensive tackle, LSC Academic-HM.

2010 TEXAS STATE FOOTBALL

1982- David Vela, tight end, LSC-1, LAA-HM. David Vela, defensive back, LSC-2. Ricky Sowell, offensive tackle, LSC-1, LAA-HM. Mike Langford, defensive tackle, LSC-1. Mike Bailiff, defensive end, LSC-1, LAA-HM, LSC Academic-1. Tim Staskus, linebacker, LSC-1, LAA-1. Cyril Friday, linebacker, LSC-1, LAA-2. Billy Hall, free safety, LSC-1, LAA-HM. Ricky Sanders, running back, LSC-2. Gary Peoples, wide receiver, LSC-2, LSC Academic-1. Mike Wynn, offensive guard, LSC-2, LSC Academic-1, Academic AA-2. Craig Westmoreland, offensive guard, LSC-2. Rod Clark, defensive end, LSC-2. Ron Jacoby, quarterback, LSC-HM. Mark Gregurek, offensive tackle, LSC-HM. Scott Forester, center, LSC-HM.

1983- Charlie Adams, offensive guard, LSC-2. Jerry Brantley, offensive tackle, LSC-2. Rod Clark, defensive end, LSC-1. Vaughn Deary, wide receiver, LSC-1. Jerry Fife, punter, LSC-2. Scott Forester, center, LSC-1. Cyril Friday, linebacker, LSC-1, LAA-2, LSC-Defensive MVP. David Glasco, defensive back, LSC-1, LSC (Defensive Back of the Year). Ken Huewitt, defensive back, LSC-HM. Van Hughes, defensive tackle, LSC-1. Greg Jones, defensive tackle, LSC-2. Rene Maldonado, quarterback, LSC-HM. Dale Posey, tight end, LSC-HM. Ricky Sanders, running back, LSC-1. Adrian Simpson, defensive back, LSC-2. Tim Staskus, linebacker, LSC-1, LAA-1, Kodak AA, LSC Academic-1.

1984- Scott Forester, center, GSC-1, I-AA All-American. Mitch Davidson, offensive guard, GSC-2. Joe Ghrist, offensive guard, GSC-2. David Glasco, defensive back, GSC-2. David Longhofer, quarterback, GSC Academic-1. Leonard Matocha, offensive tackle, GSC Academic-1. Kevin Mickets, tight end, GSC Academic-1. Donnie Willig, center, GSC Academic-1.

1985- Joe Ghrist, offensive guard, GSC-1. Kevin Meuth, offensive tackle, GSC-1, GSC Academic-1. Eugene Rogers, cornerback, Unanimous GSC-1. Shawn Woods, linebacker, GSC-1. Arnold Baker, defensive end, GSC-2. Mitch Davidson, center, GSC-2. Dexter Robinson, cornerback, GSC-2. Charlie Vatterott, offensive tackle, GSC-2, GSC Academic-1. David Haass, quarterback, GSC (Freshman of the Year). Donnie Willig, center, GSC Academic-1. John Brewer, offensive guard, GSC Academic-1.

1986- Kevin Meuth, offensive tackle, GSC-1, GSC Academic, I-AA-All-American. Phil Grandjean, tight end, GSC-1, I-AA All-American. Eric Tennessee, wide receiver, GSC-1, I-AA All-American. Roy Jackson, tailback, GSC-1, I-AA All-American. Arnold Baker, defensive end, GSC-1, I-AA All-American. Shawn Woods, linebacker, GSC-1, I-AA All-American. A.J. Johnson, defensive back, GSC-1, I-AA All-American. Henry Thomas, offensive guard, GSC-2. Charlie Vatterott, offensive tackle, GSC-2. Reggie Trimble, defensive tackle, GSC-2. Brad Fulks, linebacker, GSC-2. Lee Lundin, defensive back, GSC-2.

1987- Eric Tennessee, wide receiver, SLC-1, I-AA All-American-3. Brad Fulks, linebacker, SLC-1, I-AA All-American-HM. Sam Scott, offensive tackle, SLC-2. Tommy Salazar, offensive guard, SLC-2. Glenn Mangold, defensive end, SLC-2. A.J. Johnson, cornerback, SLC-2. Jimmy Nelms, safety, SLC-2. Roy Jackson, tailback, SLC-HM. Jim Bujnoch, offensive line, SLC-HM. Arnold Baker, defensive end, SLC-HM. Shawn Woods, linebacker, SLC-HM. Todd Davis, defensive back, SLC Academic. Richard Gordy, fullback, SLC Academic. Tony Rex, defensive end, SLC Academic. Reggie Rivers, tailback, SLC Academic. Scott Wilson, tight end, SLC Academic.

1988- Bill Jones, running back, SLC-1. A.J. Johnson, wide receiver, SLC-2, defensive back, SLC-HM. Glen Mangold, defensive tackle, SLC-2. Brad Fulks, linebacker, SLC-2, I-AA All American-3. Matt Barber, tight end, SLC-HM. Jeff Novak, offensive tackle, SLC-HM. Tommy

Salazar, offensive guard, SLC-HM. Ernie Powell, defensive end, SLC-HM. Darren Jones, cornerback, SLC-HM. Ben Jessie, cornerback, SLC-HM. Eugene Rogers, cornerback, SCL-HM. Paul Alsbury, punter, SLC-HM. Todd Davis, defensive back, SLC Academic-1. Richard Gordy, fullback, SLC Academic-HM. Scott Wilson, center, SLC Academic-HM. Gilbert Price, SLC Academic-HM. Mike Collins, wide receiver, SLC Academic-HM. Reggie Rivers, running back, SLC Academic-HM.

1989- Jeff Novak, offensive tackle, SLC-1, TSN I-AA All-American-2. Reggie Rivers, running back, SLC-2. Jason Howes, kicker, SLC-2. Glenn Mangold, linebacker, SLC-2, SLC Academic. Chad Coleman, linebacker, SLC-2. Heath Johnson, cornerback, SLC-2. Mike Collins, wide receiver, SLC-HM, SLC Academic. Mike Murphy, wide receiver, SLC-HM. Brian Parks, tight end, SLC-HM. Ervin Thomas, center, SLC-HM. Ernie Powell, defensive end, SLC-HM. Matt Wright, defensive tackle, SLC-HM. Butch Maywald, safety, SLC-HM. Paul Alsbury, punter, SLC-HM. Todd Davis, defensive back, SLC Academic. Richard Gordy, running back, SLC Academic-HM. Gilbert Price, defensive back, SLC Academic-HM.

1990- Reggie Rivers, running back, WC I-AA All-American-1, AFCA I-AA All-American-1, TSN I-AA All-American-2, AP I-AA All-American-2, SLC-1. Chad Coleman, linebacker, SLC-1. Paul Alsbury, punter, SLC-1. Ervin Thomas, center, SLC-2. Robbie Roberson, kicker, SLC-2. Warren Stewart, defensive back, SLC-2. Rod Woodard, defensive back, SLC-2. Gilbert Price, quarterback, SLC-HM, SLC-Academic. Chet Hanks, defensive line, SLC-HM. Mike Carter, defensive line, SLC-HM. Rich Dear, defensive back, SLC-Academic. Neil Leach, offensive line, SLC-Academic. Keith Randle, defensive back, SLC-Academic. Spicer Sigman, defensive line, SLC-Academic. Chris Smith, punter, SLC-Academic.

1991- Ervin Thomas, center, AFCA I-AA All-American-1, AP All-American-2, TSN All-American-2, SLC-1. Gilbert Price, quarterback, SLC-Offensive Player of the Year, SLC-1, SLC-Academic. Rod Woodard, defensive back, SLC-1. Maurice Williams, return specialist, SLC-1. Todd Scott, running back, SLC-2. Charlie Nelson, offensive line, SLC-2, SLC-Academic. Danny Davis, linebacker, SLC-2. Brian McCray, defensive back, SLC-2. Clint Owen, wide receiver, SLC-Academic. Anthony Wood, SLC-Academic.

1992- Spicer Sigman, offensive line, SLC-1. Ray Whitehead, place kicker, SLC-1. Charlie Nelson, offensive tackle, SLC-2. Chet Hanks, defensive tackle, SLC-2. Craig Hemphill, safety, SLC-2. Illya Hicks, offensive line, SLC-Academic. John Hygh, quarterback, SLC-Academic. Jeff Neill, offensive lineman, SLC-Academic. Clint Owen, wide receiver, SLC-Academic. Jason Reece, linebacker, SLC-Academic. James Roof, offensive tackle, SLC-Academic. Anthony Wood, wide receiver, SLC-Academic.

1993- Spicer Sigman, center, SLC-1, TSN All-American-2, FG All-American-3. Victor Carr, defensive tackle, SLC-1. David Gaffney, linebacker, SLC-2. Ricky Pereda, offensive line, SLC-HM. Charlie Nelson, offensive line, SLC-HM. Ray Whitehead, placekicker, SLC-HM. Billie Powell, defensive tackle, SLC-HM. Todd Siebert, safety, SLC-HM. Damion Branch, defensive back, SLC-Academic. Kyle Herman, running back, SLC-Academic. Illya Hicks, offensive line, SLC-Academic. John Hygh, quarterback, SLC-Academic. Clint Owen, wide receiver, SLC-Academic. Anthony Wood, wide receiver, SLC-Academic.

1994- Donald Wilkerson, running back, AP-All-American-1, AFCA-All-American-1, TSN-All-American-2, SLC Offensive Player of the Year, SLC-1. John Rowland, offensive line, SLC-1, SLC-Academic. Claude Mathis, return specialist/running back, TSN-All-American-HM,

SLC Freshman of the Year, SLC-1. Russell Peevy, tight end, SLC-2. Michael Thompson, defensive tackle, SLC-2. Adam Means, offensive line, SLC-HM, SLC-Academic. Chris Mantooth, offensive line, SLC-HM, SLC-Academic. Ray Whitehead, placekicker, SLC-HM. Monte Lewis, defensive tackle, SLC-HM. Scott Swinnea, linebacker, SLC-HM, SLC-Academic. Nicolas Jack, defensive back, SLC-HM. David Baugh, defensive back, SLC-Academic. Josh Byther, linebacker, SLC-Academic. Steve de la Torre, offensive line, SLC-Academic. Illya Hicks, offensive line, SLC-Academic. John Hygh, wide receiver, SLC-Academic. Clint Owen, wide receiver, SLC-Academic. Clint Petty, linebacker, SLC-Academic. John Smith, offensive line, SLC-Academic. David Williams, quarterback, SLC-Academic. Michael Williams, defensive back, SLC-Academic. Lawrence Wilson, SLC-Academic. Chris Condon, SLC-Academic. Chad Harlow, SLC-Academic. Micheal Watson, SLC-Academic.

1995- Ypres Thomas, linebacker, FG All-American-2, SLC-2. Claude Mathis, return specialist/running back, TSN All-American-HM, SLC-1 (RS), 2 (RB), SLC-Academic. Aaron Allen, running back, SLC-2. Russell Peevy, tight end, SLC-2. Wes Campbell, offensive line, SLC-2. Adam Means, offensive line, SLC-2, SLC-Academic. Stace Williams, defensive line, SLC-2. Donald Miller, defensive line, SLC-2. Nicolas Jack, defensive back, SLC-2. David Williams, quarterback, SLC-HM, SLC-Academic. Chris McGarrahan, wide receiver, SLC-HM. Chris Sanchez, offensive line, SLC-HM. Brian Surovik, linebacker, SLC-HM, SLC-Academic. Kent Laster, defensive back, SLC-HM. Jeff Brandes, punter, SLC-HM. Josh Byther, linebacker, SLC-Academic. Steve de la Torre, offensive line, SLC-Academic. Brandon Ercoline, tight end, SLC-Academic. Mike Gray, offensive line, SLC Academic. Kyle Harrell, offensive line, SLC-Academic. Clint Petty, linebacker, SLC-Academic. J.R. Shipp, defensive back, SLC-Academic. John Smith, offensive line, SLC-Academic. Mike Watson, wide receiver, SLC-Academic. Ryan Wiegand, defensive line, SLC-Academic. Michael Williams, defensive back, SLC-Academic.

1996- Claude Mathis, running back, FG All-America-2, TSN All-America-3, SFL-1, SFL Player of the Year. Adam Means, offensive line, SFL-1, SFL-Academic. Cyril Adkins, wide receiver, SFL-2, SFL-Academic. Steve de la Torre, offensive line, SFL-2, SFL-Academic. Nicolas Jack, defensive back, SFL-2. Russell Peevy, tight end, SFL-HM, SFL-Academic. Heath Nickes, defensive line, SFL-HM, Michael Kuhn, defensive line, SFL-HM, SFL-Academic. William Welch, defensive back, SFL-HM. Matt Wieland, kicker/punter, SFL-HM, SFL-Academic. Ron Ben-Mier, defensive back, SFL-Academic. Travis Bush, running back, SFL-Academic. Brandon Ercoline, tight end, SFL-Academic. Jason Gormley, fullback, SFL-Academic. Gabe Guzman, defensive back, SFL-Academic. Pop Wells, linebacker, SFL-Academic. David Williams, quarterback, SFL-Academic. Stace Williams, offensive line, SFL-Academic. Steve Zisler, tight end, SFL-Academic.

1997- Claude Mathis, running back, TSN All-America-1, AFCA Coaches All-America-1, AP All-America-2, SFL-1, SFL Offensive Player of the Year, SFL Academic. Adam Means, SFL-1, SFL Academic. Steven de la Torre, SFL-2, SFL Academic. David Williams, SFL-HM, SFL Academic. D'Angelo Torres, SFL-HM. Kyle Harrell, SFL-HM, SFL Academic. Clint Bendele, SFL-HM. Brad Schley, SFL-HM, SFL Academic. Brian Surovik, SFL-HM. Fred Davis, SFL-HM. Harold Allen, SFL Academic. Travis Bush, SFL Academic. Michael Crownover, SFL Academic. Tobias Deans, SFL Academic. Terrance Hatton, SFL Academic. Jonathan Luke, SFL Academic. Heath Nickes, SFL Academic. Rob Vining, SFL Academic. Ryan Wiegand, SFL Academic. Stace Williams, SFL Academic. Joe Wooten, SFL Academic. Bill Wyman, SFL Academic.

1998- Justin Young, tight end, SFL-2, Sperguson Wynn, quarterback, SFL Newcomer of the Year, SFL-HM. Clint Bendele, defensive line, SFL-

HM. Clifton Black, defensive back, SFL-HM. Myron Coleman, line-backer, SFL-HM. Ben McClellan, defensive line, SFL-HM. D'Angelo Torres, SFL-HM. Darrick Vaughn, defensive back, SFL-HM. ReShawn Brown, running back, SFL Academic. Travis Bush, wide receiver, SFL Academic. C. J. Carroll, defensive back, SFL Academic. Steven de la Torre, offensive line, SFL Academic. Todd Otte, offensive line, SFL Academic. Brad Schley, defensive line, SFL Academic.

1999- Rick Barrow, punter, SFL-1, TL All-America-2. Clint Bendele, defensive line, SFL-1. C.J. Carroll, defensive back, SFL-1, SFL Academic. Ben McClellan, defensive line, SFL-1. Darrick Vaughn, defensive back, SFL-1. Bronson Sanders, running back, SFL-2. Clifton Black, defensive back, SFL-2. Myron Coleman, linebacker, SFL-HM. Greg Pitts, linebacker, SFL-HM. Kendall Jones, defensive back, SFL-HM. Sterling Rogers, defensive back, SFL-HM. Travis Bush, receiver, SFL Academic. Chuck Ferguson, linebacker, SFL Academic. Michael McClure, defensive line, SFL Academic. James Stewart, wide receiver, SFL Academic. John Szczech, defensive back, SFL Academic. Jason Washington, defensive back, SFL Academic. Doug Wheeler, offensive line, SFL Academic. Joe Wooten, offensive line, SFL Academic.

2000- Clenton Ballard, defensive line, TSN All-America-3, SFL-1. C.J. Carroll, defensive back, TSN All-America-1, FG All-America-1, AFCA All-America-1, TL All-America-1, I-AA All-America-1, SFL Player of the Year, SFL-1, AD Association Academic All-Star-1, Verizon Academic All-America-2, SFL-Academic. Myron Coleman, linebacker, FG All-America-2, SFL-1. Rick Barrow, punter, SFL-HM. Lee Davis, Running back, SFL-HM. Harvey Dierschke, defensive line, SFL-HM. Kendall Jones, defensive back, SFL-FM. Tyson Olivo, receiver, SFL-HM. Todd Otte, Offensive line, SFL-2. Greg Pitts, line-backer, SFL-HM. Sterling Rogers, defensive back, SFL-HM. Bronson Sanders, running back, SFL-HM. Chuck Ferguson, defensive line, SFL-Academic. Justin Martinez, kicker, SFL-Academic. Desmond Powell, tight end, SFL-Academic. James Stewart, receiver, SFL-Academic. John Szczech, defensive back, SFL-Academic. Jason Washington, defensive back, SFL-Academic. Doug Wheeler, offensive line, SFL-Academic. Joe Wooten, offensive line, SFL-Academic. Brian Yourman, offensive line, SFL-Academic.

2001- Clenton Ballard, defensive line, AFCA All-America-1, TSN All-America-2, AP All-America-2, SFL-1. Greg Pitts, linebacker, AP All-America-3, TSN All-America-3, SFL-1. Doug Wheeler, offensive line, SFL-1, SFL-All-Academic. Justin Martinez, kicker, SFL-1, SFL-All-Academic. Bronson Sanders, running back, SFL-2. Marvin McCurry, punter, SFL-2. Tyson Olivo, receiver, SFL-HM, SFL-All-Academic. Julius Wilson, offensive line, SFL-HM. Donnie Baker, defensive back, SFL-HM. Kendall Jones, defensive back, SFL-HM. John Szczech, defensive back, SFL-All-Academic. Jason Washington, defensive back, SFL-All-Academic.

2002- Greg Pitts, linebacker, AP All-America-2, TSN All-America-3, SLC-2. Lee Davis, running back, SLC-2. Jason Glover, tight end, SLC-2. Ken McKoy, offensive line, SLC-2. Brandon Dickinson, defensive back, SLC-HM. Ryan Graves, offensive line, SLC-HM. Ryan Rust, offensive line, SLC-HM. Glenn Settles, defensive back, SLC-HM. Jarvis Smith, wide receiver, SLC-HM. Josh Tubbs, defensive line, SLC-HM. Devin Freeman, wide receiver, SLC-Academic. Justin Martinez, kicker, SLC-Academic. Beau Robertson, wide receiver, SLC-Academic.

2003- Cory Elolf, punter, SLC-1. Jomaul Mason, offensive line, SLC-2. Ken McKoy, offensive line, SLC-2. David Simmons, linebacker, SLC-2. Josh Tubbs, SLC-2. Terrell Harris, running back, SLC-HM. K.R. Carpenter, receiver, SLC-HM. Harold Watson, defensive back, SLC-HM. Devin Freeman, receiver, SLC-Academic. Chip McClain, linebacker, SLC-Academic. Walter Musgrove, defensive back, SLC-

Academic. Beau Robertson, receiver, SLC-Academic. Brandon Sheffield, linebacker, SLC-Academic. Travis Upshaw, defensive line, SLC-Academic. Chase Wasson, quarterback, SLC-Academic.

2004- Cory Eloff, punter, SLC-1, AFCA All-America-1. Fred Evans, defensive line, SLC Newcomer of the Year, SLC-1. David Simmons, linebacker, SLC-1. Nato James, cornerback, SLC-2. Tom Keresztury, offensive line, SLC-2. Ken McKoy, offensive line, SLC-2. Epsilon Williams, safety, SLC-2. Terrell Harris, running back, SLC-HM. John Tyson, receiver, SLC-HM. Markee White, receiver, SLC-HM. Randy Moshier, tight end, SLC-HM, SLC-Academic. Travis Upshaw, defensive line, SLC-HM. Jeremy Castillo, linebacker, SLC-HM. Damien Chandler, cornerback, SLC-HM. Melvin Webber, safety, SLC-HM. Walter Musgrove, defensive back, SLC-HM, SLC-Academic. K.R. Carpenter, receiver, SLC-Academic. Devin Freeman, receiver, SLC-Academic.

2005- Fred Evans, defensive line, AFCA All-America-1, TSN All-America-3, FG All-America-2; FG All-Southwest Region-1, SLC Defensive Player of the Year, SLC-1, Hula Bowl. Barrick Nealy, quarterback, Fifth in voting for the Walter Payton Award, FG All-America-2, FG All-Southwest Region-1, Southland Conference Player of the Year, SLC-1, Hula Bowl. Thomas Keresztury, offensive lineman, TSN All-America-2, FG All-America-2, FG All-Southwest Region-1, SLC-1. Walter Musgrove, defensive back, ESPN The Magazine Academic All-District VI Team, SLC-1, SLC-Academic. Luke Holder, offensive lineman, SLC-1, FG All-Southwest Region-2. Cory Eloff, punter, SLC-1, FG All-Southwest Region-3. Stan Jones, place kicker, SLC-1, FG All-Southwest Region-3. David Simmons, linebacker, SLC-1, FG All-Southwest Region-3. Travis Upshaw, defensive line, SLC-1. Markee White, wide receiver, SLC-1, FG All-Southwest Region-3. Daniel Jolly, running back, SLC-2. Gary Shepard, defensive back, SLC-2. Randy Moshier, tight end, SLC-HM, Division I-AA Athletic Directors Association Academic All-Star Team, SLC-Academic, Draddy Award Semifinalist. Blake Burton, fullback, SLC-HM. Jeremy Castillo, linebacker, SLC-HM. Matt Jenkins, offensive lineman, SLC-HM. Jamarqus O'Neal, defensive back, SLC-HM. Tyrone Scott, wide receiver, SLC-HM. Daniel Varvel, defensive back, SLC-HM. Dameon Williams, wide receiver/return specialist, SLC-HM. David Bailiff, head coach, AFCA Region 5 Coach of the Year, Third in the voting for the Eddie Robinson Award. Nick Clark, defensive line, SLC-Academic. Dominic Giametta, deep snapper, SLC-Academic. Buck Koalenz, offensive lineman, SLC-Academic. Nate Langford, offensive lineman, SLC-Academic.


2006 Walter Musgrove, defensive back, SLC-1, Southland Conference Football Student-Athlete of the Year, SLC-1, CoSIDA/ESPN The Magazine Academic All-District VI First-Team, SLC Academic, Division I FCS Athletic Directors Association Academic All-Star Team, National Football Foundation Scholar Athlete. Blake Burton, fullback, SLC-1, CoSIDA/ESPN The Magazine Academic All-District VI First-Team, SLC Academic. Jeremy Castillo, linebacker, SLC-1. Chris MacDonald, punter, SLC-1. Bradley George, quarterback, SLC-2, SLC Academic. Andrew Ireland, place kicker, SLC-2. Matt Jenkins, offensive line, SLC-2. Nate Langford, defensive end, SLC-2, CoSIDA/ESPN The Magazine Academic All-District VI First-Team, SLC Academic. Ryne Miller, offensive line, SLC-2. Mark Washington, defensive tackle, SLC-2. Chase Wasson, quarterback/wide receiver, SLC-2, CoSIDA/ESPN The Magazine Academic All-District VI First-Team. Ramel Borner, defensive tackle, SLC-HM. Nick Clark, defensive end, SLC Academic. Adrian Dayse, offensive line, SLC-HM. Crawford May, offensive line, SLC-HM. Shola Obafemi, linebacker, SLC-HM. Stan Zwinggi, running back, SLC-HM.

2007- Chris MacDonald, punter, AP All-American, AFCA All-American, WC FCS All-American, SLC-1. Nick Clark, defensive end, Draddy

Award Finalist, Southland Conference Football Student-Athlete of the Year, SLC-HM. Cameron Luke, wide receiver, SLC-1. Karrington Bush, running back, SLC Freshman of the Year, SLC-2. Crawford May, offensive line, SLC-2. Travis Houston, linebacker, SLC Academic. Nate Langford, defensive end, SLC Academic. Blake Burton, fullback, SLC-HM. Marcus Clark, linebacker, SLC-HM. Andrew Ireland, place kicker, SLC-HM.

2008- Cameron Luke, wide receiver, College Sporting News Fabulous 50, AP and TSN Third-Team All-American, SLC-1. Karrington Bush, running back, TSN HM All-American, SLC-1; return specialist, SLC-2. Jeff Bowen, offensive line, TSN HM All-American, SLC-1. Blake Burton, fullback, SLC-1, SLC All-Academic. **D.J. Hall**, offensive line, SLC-2. Morris Crosby, defensive back, SLC-2. Andrew Ireland, TSN HM All-American, SLC-2; Donovan King, defensive line, SLC-2. Joe Bell, linebacker, SLC-HM. Bradley George, quarterback, SLC-HM, SLC All-Academic. John Gilley, tight end, SLC-HM. **Kenneth Hampton**, SLC HM. Travis Houston, defensive line, SLC-HM, SLC All-Academic. Courtney Smith, linebacker, SLC-HM. Will Thompson, defensive back, SLC All-Academic.


2009- Bradley George, SLC Offensive Player of the Year, SLC Student Athlete of the Year, SLC-HM, **D.J. Hall**, offensive line, SLC-1; Mishak Rivas, return specialist, SLC-1. **Da'Marcus Griggs**, wide receiver, SLC-2; Travis Houston, defensive end, SLC-2, FCS Athletic Director's Academic All-Star, NFF Bill Campbell Award semifinalist; SLC All-Academic. Alvin Canady, running back, SLC-HM; **Adley Eshraghipour**, defensive line, SLC-HM; Calvin Gore, offensive line, SLC-HM; Alex Luna-offensive line, SLC-HM; **Marcus Clark**, linebacker, SLC-HM; Will Thompson, SLC-HM, SLC All-Academic; **Jeff McVaney**, SLC-All-Academic;




Bradley George




D. J. Hall



Da'Marcus Griggs



Travis Houston



Marcus Clark




Adley Eshraghipour



Calvin Gore



Alex Luna



Will Thompson

2010 TEXAS STATE FOOTBALL

BOBCAT ALL-AMERICANS

Year	Player	Position	All-America Squad	Team
1953	Pence Dacus	Quarterback	Associated Press Little All-America	First
1954	Horace Allert	Tackle	Williamson All-American	First
1956	John Gibbens	Tackle	Williamson All-American	First
1962	John Reese	Tackle	National Association of Intercollegiate Athletics	First
1963	John Reese	Tackle	National Association of Intercollegiate Athletics	First
1963	Jerry Cole	End	Associated Press Little All-America	First
1964	Jerry Cole	End	Associated Press Little All-America	First
1967	Tommy Head	Center	National Association of Intercollegiate Athletics	First
1971	Bob Daigle	Center	National Association of Intercollegiate Athletics	First
1972	Bob Daigle	Center	National Association of Intercollegiate Athletics	First
			Associated Press Little All-America	First
1972	Jim Stienke	Defensive Back	National Association of Intercollegiate Athletics	First
1972	Josh Brown	Fullback	Universal Sports Small College	First
1973	Dennis Colvin	Offensive Tackle	Universal Sports Small College	First
1974	Fred Pointer	Offensive Guard	Associated Press Little All-America	First
			National Association of Intercollegiate Athletics	Second
1975	Bobby Kotzur	Nose Guard	National Association of Intercollegiate Athletics	First
			Associated Press Little All-America	Second
1976	Charlie Collins	Offensive Tackle	National Association of Intercollegiate Athletics	First
1979	Elvis Shaw	Defensive Guard	National Association of Intercollegiate Athletics	First
1980	Paul Thornton	Offensive Tackle	National Association of Intercollegiate Athletics	First
1982	Tim Staskus	Linebacker	Associated Press Little All-America	First
1983	Tim Staskus	Linebacker	Associated Press Little All-America	First
			American Football Coaches Association	First
1983	Cyril Friday	Linebacker	Associated Press Little All-America	Second
1984	Scott Forester	Center	Associated Press Little All-America	First
1987	Eric Tennessee	Wide Receiver	Associated Press	Third
1988	Brad Fulks	Linebacker	Football Gazette	Third
1989	Jeff Novak	Offensive Tackle	The Sports Network I-AA	Second
1990	Reggie Rivers	Running Back	Walter Camp	First
			American Football Coaches Association	First
			Associated Press	Second
			The Sports Network	Second
1991	Ervin Thomas	Center	American Football Coaches Association	First
			Associated Press	Second
			The Sports Network	Second
1993	Spicer Sigman	Center	The Sports Network	Second
			Football Gazette	Third
1994	Donald Wilkerson	Running Back	Associated Press	First
			American Football Coaches Association	First
			The Sports Network	Second
1995	Ypres Thomas	Linebacker	Football Gazette	Second
1996	Claude Mathis	Running Back	Football Gazette	Second
			The Sports Network	Third
1997	Claude Mathis	Running Back	American Football Coaches Association	First
			The Sports Network	First
			Associated Press	Second
2000	C.J. Carroll	Defensive Back	American Football Coaches Association	First
			The Sports Network	First
			Associated Press	First
			Football Gazette	First
2000	Clenton Ballard	Defensive Lineman	The Sports Network	Third
2000	Gregg Pitts	Linebacker	Associated Press	Third
			The Sports Network	Third
2001	Clenton Ballard	Defensive Lineman	American Football Coaches Association	First
			The Sports Network	Second
			Associated Press	Second
2002	Greg Pitts	Linebacker	The Associated Press	Second
			The Sports Network	Third
2004	Cory Eloff	Punter	American Football Coaches Association	First
2005	Fred Evans	Defensive Lineman	American Football Coaches Association	First
			Football Gazette	Second
			The Sports Network	Third
2005	Barrick Nealy	Quarterback	Football Gazette	Second
2005	Thomas Keresztury	Offensive Lineman	The Sports Network	Second
			Football Gazette	Second
2007	Chris MacDonald	Punter	Associated Press FCS	First
			Walter Camp FCS	First
			American Football Coaches Association	First
2008	Cameron Luke	Wide Receiver	Associated Press	Third
			The Sports Network	Third
			College Sporting News	Nifty 50

BOBCAT TEAM AWARD WINNERS

Lyndon B. Johnson, the 36th President of the United State, returned to his alma mater in November of 1972 to present the first J.C. Kellam Award to Texas State's outstanding senior football player.

The first award was given to defensive back Jim Stienke who went to high school in Johnson City, only a few miles from the late President's ranch. Stienke went on to play professionally with the Cleveland Browns, New York Giants and Atlanta Falcons.

The award was an outgrowth of a Bobcat Club banquet in 1971 at which LBJ presented a \$25,000 check to the club to begin a Kellam Scholarship fund for student-athletes. Kellam, general manager of KLBj Radio in Austin and a longtime friend and business associate of the Johnson family, played football for the Bobcats in the early 1920s and graduated from the university in 1923.

A large portrait of Kellam, donated by the Johnson family, also was presented to the school. The names of the J.C. Kellam Award winners are placed on a permanent plaque which is on display in the End Zone Complex.

In addition to the J.C. Kellam Award, the Bobcat Club also initiated an awards system for the outstanding offensive and defensive players as well as the freshman of the year in 1972.

In recent years, Texas State has added three additional awards. They are the John O'Hara Memorial Offensive Lineman of the Year Award, the Jim Wacker "Unbelievable" Award and the Special Teams Player of the Year awards.

The John O'Hara Memorial Offensive Lineman of the Year award was established in 1992 and recognizes the top Bobcat offensive lineman and is awarded in honor of O'Hara, who was Texas State's head coach from 1983 to 1989.

The Jim Wacker "Unbelievable" Award was established in 2003 and recognizes the Bobcat football player who displays outstanding motivational, inspirational and leadership skills. Wacker led Texas State to a pair of NCAA Division II national championships and also served as Texas State's Director of Athletics.

In 2004, the Special Teams Player of the Year was established.


J.C. KELLAM AWARD

Year	Player	Hometown
1972	Jim Stienke (DB)	Johnson City, Texas
1973	Dennis Colvin (DT)	Kenedy, Texas
1974	Gary Sterling (DE)	Fredericksburg, Texas
1975	Pat Jupe (FB)	San Antonio, Texas
1976	Paul Phillips (LB)	Fredericksburg, Texas
1977	Kevin Jurgajtis (FB)	Falls City, Texas
1978	Dan Bierstedt (LB)	Lockhart, Texas
1979	Allen Kiesling (DE)	Thorndale, Texas
1980	Kelly Monk (Center)	Seguin, Texas
1981	Mike Miller (QB)	LaGrange, Texas
1982	Mike Wynn (OG)	San Antonio, Texas
1983	Tom Staskus (LB)	Houston, Texas
1984	Scott Forester (C)	San Marcos, Texas
1985	Mitch Davidson (C)	Houston, Texas
1986	Kevin Mueth (OT)	Needville, Texas


1987	Arnold Baker (DE)	San Antonio, Texas
1988	Brad Fulks (LB)	Fredericksburg, Texas
1989	Glenn Mangold (DT)	Medina Valley, Texas
1990	Reggie Rivers (RB)	San Antonio, Texas
1991	Gilbert Price (QB)	Shiner, Texas
1992	Craig Hemphill (Safety)	Eagle Lake, Texas
1993	David Gaffney (LB)	Rockwall, Texas
1994	Chris Mantooth (OL)	Buda, Texas
1995	Chris McGarrahan (WR)	Arlington, Texas
1996	Russell Peevy (TE)	Mesquite, Texas
1997	David Williams (QB)	San Marcos, Texas
1998	Brad Schley (DL)	Cuero, Texas
1999	Travis Bush (WR)	Gregory-Portland, Texas
2000	C.J. Carroll (DB)	Corpus Christi, Texas
	Desmond Powell (TE)	Texas City, Texas
2001	Tyson Olivo (WR)	Grapevine, Texas
2002	Greg Pitts (LB)	Lockhart, Texas
2003	Beau Robertson (WR)	Buda, Texas
2004	John Tyson (WR)	Klein, Texas
2005	Randy Moshier (TE)	Converse, Texas
2006	Walter Musgrove (DB)	Duncanville, Texas
2007	Nick Clark (DE)	Fort Worth, Texas
2008	Stan Zwinggi (RB)	Fredericksburg, Texas
2009	Marcus Clark (LB)	Fort Worth, Texas

OFFENSIVE PLAYER OF THE YEAR

Year	Player	Hometown
1972	Josh Brown (FB)	Del Valle, Texas
1973	Noe Gonzales (QB)	San Diego, Texas
1974	Kevin Jurgajtis (FB)	Falls City, Texas
1975	Jesse Davis (HB)	Bartlett, Texas
1976	Kevin Jurgajtis (FB)	Falls City, Texas
1977	Kevin Jurgajtis (FB)	Falls City, Texas
1978	Paul Darby (HB)	Austin, Texas
1979	Paul Thornton (Tackle)	San Antonio, Texas
1980	Mike Miller (QB)	LaGrange, Texas
1981	Mike Miller (QB)	LaGrange, Texas
1982	Ron Jacoby (QB)	Austin, Texas



Bradley George was named Texas State's Offensive Player of the Year after setting school records for most yards passing and touchdown passes.



Frank Reddic was named the 2009 Freshman of the Year.

1983	Ricky Sanders (RB)	Belton, Texas
1984	Scott Forester (Center)	San Marcos, Texas
1985	Kevin Mueth (Tackle)	Needville, Texas
1986	Roy Jackson (RB)	Houston, Texas
1987	Ron Rittimann (QB)	New Braunfels, Texas
1988	Bill Jones (RB)	Corsicana, Texas
1989	Jeff Novak (tackle)	Houston, Texas
1990	Reggie Rivers (RB)	San Antonio, Texas
	Robbie Roberson (PK)	Houston, Texas
1991	Todd Scott (RB)	Topeka, Kan.
1992	Maurice Williams (RB)	Elm Grove, Texas
1993	Donald Wilkerson (RB)	Tyler, Texas
1994	Donald Wilkerson (RB)	Tyler, Texas
1995	David Williams (QB)	San Marcos, Texas
1996	Claude Mathis (RB)	Bartlett, Texas
1997	Claude Mathis (RB)	Bartlett, Texas
1998	Spergon Wynn (QB)	Bellaire, Texas
1999	Bronson Sanders (RB)	Duncanville, Texas
2000	Lee Davis (RB)	East Bernard, Texas
2001	Bronson Sanders (RB)	Duncanville, Texas
	Tyson Olivo (WR)	Grapevine, Texas
2002	Lee Davis (RB)	East Bernard, Texas
2003	K.R. Carpenter (WR)	Schertz, Texas
2004	Terrell Harris (RB)	Kerens, Texas
2005	Barrick Nealy (QB)	Dallas, Texas
2006	Bradley George (QB)	New Braunfels, Texas
2007	Cameron Luke (WR)	Klein, Texas
2009	Bradley George (QB)	New Braunfels, Texas

DEFENSIVE PLAYER OF THE YEAR

Year	Player	Hometown
1972	Jimmy Jowers (LB)	San Marcos, Texas
1973	Ben Scharnberg (DB)	Kerrville, Texas
1974	Nathan Gutowsky (LB)	Rosenberg, Texas
1975	Ray Washington (DE)	Hearne, Texas
1976	Henry Holloman (DT)	Huntsville, Texas
1977	Dan Bierstedt (LB)	Lockhart, Texas
1978	Mark Mattingly (DT)	Dilley, Texas
1979	Elvis Shaw (DL)	Austin, Texas, Texas
1980	Charles Burseson (LB)	San Marcos, Texas

BOBCAT TEAM AWARD WINNERS

1981 Ken Coffey (DB)	Big Spring, Texas
Cyril Friday (LB)	Austin, Texas
1982 Tim Staskus (LB)	Houston, Texas
1983 Cyril Friday (LB)	Austin, Texas
1984 David Glasco (DB)	San Antonio, Texas
1985 Eugene Rogers (DB)	Corsicana, Texas
1986 Arnold Baker (DE)	San Antonio, Texas
1987 Shawn Woods (LB)	Tidehaven, Texas
1988 Brad Fulks (LB)	Fredericksburg, Texas
1989 Glenn Mangold (DT)	Medina Valley, Texas
1990 Chad Coleman (LB)	Killeen, Texas
1991 Rod Woodard (Safety)	Clear Creek, Texas
1992 Craig Hemphill (Safety)	Eagle Lake, Texas
1993 David Gaffney (LB)	Rockwall, Texas
1994 Michael Thompson (DT)	New Braunfels, Texas
1995 Ypres Thomas (LB)	Temple, Texas
1996 Ypres Thomas (LB)	Temple, Texas
1997 Fred Davis (DB)	San Antonio, Texas
1998 Beau Walker (LB)	George West, Texas
1999 Clifton Black (Safety)	Lubbock, Texas
2000 C. J. Carroll (DB)	Corpus Christi, Texas
2001 Greg Pitts (LB)	Lockhart, Texas
2002 Greg Pitts (LB)	Lockhart, Texas
2003 David Simmons (LB)	Houston, Texas
2004 Fred Evans (DL)	Chicago, Texas
2005 Fred Evans (DL)	Morgan Park, Texas
2006 Jeremy Castillo (LB)	Corsicana, Texas
2007 Nick Clark (DE)	Fort Worth, Texas
2008 Donovan King (DE)	Altair, Texas
2009 Marcus Clark (LB)	Fort Worth, Texas

SPECIAL TEAMS PLAYER OF THE YEAR

Year	Player	Hometown
2004	Cory Eloff (P)	Converse, Texas
2005	Cory Eloff (P)	Converse, Texas
2006	Chris MacDonald (P)	Mesa, Texas
2007	Andrew Ireland (PK)	Cedar Hill, Texas
2008	Karrington Bush (KR)	Whitewright, Texas
2009	Ben Follis (P)	Arlington, Texas



Ben Follis was selected as the Special Teams Player of the Year in 2009.



Marcus Clark was selected as the Defensive Player of the Year and the J.C. Kellum Award winner in 2009.

OUTSTANDING FRESHMAN OF THE YEAR

Year	Player	Hometown
1972	Kyle Bolen (DB)	McCarney, Texas
1973	Paul Phillips (LB)	Fredericksburg, Texas
1974	Jesse Davis (HB)	Bartlett, Texas
1975	Darrell Johnson (DB)	Seguin, Texas
1976	Elvis Shaw (DL)	Austin, Texas
1977	Greg Hamilton (QB)	Killeen, Texas
1978	Mike Miller (QB)	LaGrange, Texas
1979	Norris Powell (LB)	East Bernard, Texas
1980	Cyril Friday (LB)	Austin, Texas
1981	Neal Neunhoffer (PK)	Austin, Texas
1982	Eric Cobble (RB)	Austin, Texas
1983	Phil Grandjean (TE)	Round Rock, Texas
1984	Shawn Woods (LB)	Tidehaven, Texas
1985	David Haass (QB)	San Antonio, Texas
1986	Glenn Mangold (DE)	Medina Valley, Texas
1987	Reggie Rivers (RB)	San Antonio, Texas
1988	Greg Pagel (QB)	Temple, Texas
1990	Davy Smith (RB)	Katy, Texas
	Victor Carr (DL)	Austin, Texas
1991	Jeff Milward (LB)	Lytle, Texas
1992	Savalas Smith (LB)	Houston, Texas
1993	Todd Siebert (Safety)	Marshall, Texas
1994	Claude Mathis (RB)	Bartlett, Texas
1995	Ricky Lipsey (Safety)	Port Arthur, Texas
1996	Darrick Vaughn (DB)	Aldine, Texas
1997	D'Angelo Torres (WR)	Grapevine, Texas
1998	Sterling Rogers (DB)	Cy-Falls, Texas
	Myron Coleman (LB)	San Antonio, Texas
1999	Greg Pitts (LB)	Lockhart, Texas
2000	Brian Forshee (TE)	Spring, Texas
2001	Marvin McCurry (P)	Lubbock, Texas
2002	Ryan Graves (OL)	Waco, Texas
2003	Jeremy Castillo (LB)	Corsicana, Texas
2004	Chase Wasson (QB)	Southlake, Texas
2005	Morris Crosby (WR)	Houston, Texas
2006	Alex Darley (WR)	Corpus Christi, Texas

2007	Karrington Bush (RB)	Whitewright, Texas
2008	Mishak Rivas (WR)	Weslaco, Texas
2009	Frank Reddic (RB)	Kilgore, Texas

JOHN O'HARA MEMORIAL OFFENSIVE LINEMAN OF THE YEAR

Year	Player	Hometown
1992	Spicer Sigman (C)	Pilot Point Selz, Texas
1993	Spicer Sigman (C)	Pilot Point Selz, Texas
1994	John Rowland (OT)	San Antonio, Texas
1995	Wes Campbell (OT)	Killeen, Texas
1996	Adam Means (OT)	Converse, Texas
1997	Adam Means (G)	Converse, Texas
1998	Julius Wilson (C)	Killeen, Texas
1999	Julius Wilson (C/OT)	Killeen, Texas
2000	Todd Otte (OT)	Austin, Texas
2001	Doug Wheeler (OG)	College Station, Texas
2002	Ken McKoy (Tackle)	Killeen, Texas
2003	Jomaul Mason (Center)	Beaumont, Texas
2004	Thomas Keresztury (OT)	New Braunfels, Texas
2005	Thomas Keresztury (OT)	New Braunfels, Texas
2006	Buck Koalenz (C)	Converse, Texas
2007	Crawford May (G)	Miami, Fla.
2008	Jeff Bowen (C)	North Richland Hills, Texas
2009	Calvin Gore (OT)	Canyon Lake, Texas
	Alex Luna (OT)	Houston, Texas


JIM WACKER "UNBELIEVABLE" AWARD

Year	Player	Hometown
2003	Barrick Nealy (QB)	Dallas, Texas
2004	Randy Moshier (TE)	Converse, Texas
2005	Travis Upshaw (DL)	Burleson, Texas
2006	Walter Musgrove (DB)	Donaldsonville, Texas
2007	Nate Langford (DE)	San Marcos, Texas
2008	John Gilley (TE)	Victoria, Texas
2009	Travis Houston (DE)	Converse, Texas

BOBCATS AND THE NFL

Among Texas State's growing list of former players who have gone on to have successful professional careers are (clockwise from top left) Reggie Rivers, Sperguson Wynn, Jeff Novak, Ricky Sanders, Fred Evans and Darrick Vaughn.

PLAYER	TEAM(S)	YEAR(S)
Paul Alsbury	New England Patriots	1991
Clenton Ballard	Jacksonville Jaguars San Diego Chargers	2002-2003 2004
Rick Barrow	Arizona Cardinals	2001
Cliffton Black	Oakland Raiders	2000
Josh Brown	Minnesota Vikings	1973
Rod Clark	St. Louis Rams	1984
Ken Coffey	Washington Redskins	1983-84, 1986
Wayne Coffey	New England Patriots	1987
Paul Darby	New York Jets	1979-1980
Wallace Dickey	Denver Broncos	1968-1969
Fred Evans	Miami Dolphins Minnesota Vikings	2006 2007-2008
Pat Franklin	Tampa Bay Bucs Cincinnati	1986 1987
Noe Gonzales	Oakland Raiders New England Patriots	1973 1974
Van Hughes	Pittsburgh Steelers St. Louis Cardinals	1986 1987
Ben Jessie	Green Bay Packers	1989
A. J. Johnson	Washington Redskins San Diego Chargers	1989-1994 1995
Bill Jones	Kansas City Chiefs	1990-1992
Darren Jones	St. Louis Cardinals	1989
Wade Key	Philadelphia Eagles	1970-1979
Claude Mathis	Minnesota Vikings	1998
Mark Milette	Atlanta Falcons	1989
David Morrison	Oakland Raiders	1968-1970
Reece Morrison	Cleveland Browns Cincinnati Bengals	1968-1972 1972-73
Jeff Novak	Miami Dolphins Jacksonville Jaguars	1994 1995-1998
Reggie Rivers	Denver Broncos	1991-1996
Booker Russell	Oakland Raiders San Diego Chargers Philadelphia Eagles	1978-1979 1980 1981
Ricky Sanders	Washington Redskins Atlanta Falcons	1986-1993 1994-1995
Mac Sauls	St. Louis Cardinals	1968
Jim Stienke	Cleveland Browns New York Giants Atlanta Falcons	1973 1974-77 1978
Henry Thomas	New Orleans Saints	1987
Charlie Vatterott	St. Louis Cardinals	1987
Darrick Vaughn	Atlanta Falcons Houston Texans	2000-2002 2003
David Vela	Oakland Raiders Seattle Seahawks	1983-87 1987-88
Mark Washington	Arizona Cardinals	2010
Bobby Watkins	Detroit Lions	1982-1988
Markee White	St. Louis Rams	2007-
Matt Wieland	New Orleans Saints	2000
Sperguson Wynn	Cleveland Browns Minnesota Vikings	2000 2001



ALL-TIME BOBCAT LETTERMEN

A A A A A

Eddie Acevedo	1994-95
Adolph Acher	1955
Tom Acuff	1950-51
Charles Adams	1981, 83
Harold Adams	1990-91
Cyril Adkins	1994-97
Ray Akins	1949-50
John Akins	1948-49
L.D. Alderson	1952
Birge Alexander	1932
Cedric Alexander	2009
Phillip Alexander	2006-07
Jason Aleem	2001-2002
Aaron Allen	1994-97
Horace Allert	1952-54
Frank Allison	1922-24
Paul Alsbury	1987-90
Roland Altinger	1981-82
Steve Alvarez	2009
Kyle Anderson	2008-09
Carl Andress	1974-75
Wade Andrews	1939
Brad Arnold	1980-83
Frank Arnold	1925-28
Ross Arnold	1919
James Aston	2006
Celestino Avilla	1962-63
Wilbur Aylor	1963-64

B B B B B

Roddy Bagley	1961-62
Derek Bailey	1990-93
Leroy Bailey	1974-77
Richard Bailey	1968
David Bailiff	1977-80
Mike Bailiff	1980-82
Tom Bailiff	1978
Clenton Ballard	1998-2001
Arnold Baker	1984-87
David Baker	1957-58
Donnie Baker	1999-2002
John Baker	1957-59
Kyle Baker	1999-2000
Todd Banks	1988-90
Matt Barber	1986-88
G. Barnard	1938-40
Leon Barnard	1938-40
Tom Barnes	1978-79
Billy Barrington	1951
Rick Barrow	1997-2000
Bob Bart	1976
Richard Bartee	1986-88
Josh Barton	2006-07
Joplo Bartu	2009
Ryan Batchelor	2008-09
William Bates	1938-39
Thad Batiste	1989
Monroe Bayer	1957
Graydon Baze	1942, 46-47
Jeff Beaty	1940-41
Joe Bednarski	1962-64
Joe Bell	2006-09
Clint Bendele	1996-99
Ron Ben-Mier	1996
Shane Bennett	1990-92
Hugh Berry	1951
Lawrence Berry	1951
Mike Berry	1968
Joe Berry	1928-29
Sedic Bettis	1951-52
Willie Bickham	1986-89




Joe Bell

Dan Bierstedt	1975-78
Bernard Biggs	1924, 26
Cliffon Black	1995-99
James Blackwell	1964
Tommy Blair	1967-69
Franklin Bless	1947-49
Wildred Block	1954-56
Aaron Bolado	1998
Darius Bolden	2008-09
Billy Bolen	1972
Kyle Bolen	1973-75
Leland Bolen	1975
Luke Bomar	2002, 2004-05
Floyd Bondy	1941-42
Andre Booker	2003
Billy Booker	1981-83
Marcus Booker	1988-90
Justin Boren	2005-06
Ramel Borner	2004-07
Howard Boucher	1946-49
George Bounds	1941-42
Jeff Bowen	2007-08
Renearl Bowie	1992
Anthony Boyd	1980-81
Billy Brademan	1940-42
Malcom Bradford	1979
Dameon Branch	1993
Jeff Brandes	1992-95
Jerry Brantly	1982-83
Cotton Branum	1926-29
Steve Brenner	1990-93
John Brewer	1984-87
Charles Bridges	1961-62
John Brightwell	1934-36
Ben Brite	1926
Kyle Bronson	2006
Andrew Brooks	2007-09
Craig Brooks	1994
Harry Brooks	1993
Jerome Brooks	2001-2002
Thomas Brooks	2001
Jim Brooks	1979
Morris Brothers	2003-05
Allen Brown	1940
Charles Brown	1959
Charles Brown	1980
Deshun Brown	2001-2002
George Brown	1990-93
Howard Brown	1921-23
Jeff Brown	2002-05
Jerry Brown	1961-63
Joshua Brown	1970-72
ReShawn Brown	1995-98
Sedrick Brown	2002
Charles Brownlee	1957

Ted Bruner	1932-33
Alan Bruns	1975-77
Harvey Bruns	1951-53
Kay Buckner	1959
Andy Buffington	1967
Doyle Buffington	1969
James Bujnoch	1986-87
Stanley Bunton	1979-82
Roland Burge	1935-37
Charles Burleson	1978-79
Willie Burleson	1978
Cecil Burnette	1924
Blake Burton	2005-08
Darryl Bush	1986-87
Karrington Bush	2007-09
Travis Bush	1996-99
Josh Byther	1994

C C C C C

Willie Caesar	1990-91
Charles Caffey	1965-67
Don Caldwell	1968-70
Joe Calhoun	1989
Champ Callihan	1932
Gid Campbell	1936-37
Wes Campbell	1991-95
Alvin Canady	2006-09
Herbert Carlestone	1952-55
George Carlisle	1946-48
Paul Carlisle	1946
Michael Carmona	2008
Buford Carnes	1933
K.R. Carpenter	2003-05
Victor Carr	1990-93
Tyronne Carrington	1991-92
C. J. Carroll	1997-2000
George Carroll	1959-60
Mike Carter	1990
Roshad Carter	2006
Max Carver	1938
Jeremy Castillo	2003-06
Matt Castillo	1974
Raymond Cavness	1923-24
Leo Chafin	1951-52
Joe Chaisson	2008
Robert Chambers	1926
Preston Chambliss	1939
Damien Chandler	2003-04
Ike Chekwa	2003-04
Fred Childress	1926
Bill Clark	1927-28
Billy Roy Clark	1979
Ollie Clark	1940-41, 47
Marcus Clark	2007-09
Nick Clark	2004-07



Alvin Canady

Rod Clark	1981-83
Colin Clasen	1989-90
Glen Cleckler	1946
Eric Cobble	1982-85
Clyde Cockrun	1967
Bubba Coers	1947
John Coers	1920-23
T.A. Coers	1946, 48
Ken Coffey	1978-81
Wayne Coffey	1984-85
Jerry Cole	1961-64
William Cole	1920-23
Chad Coleman	1989-90
Dallas Coleman	2004-06
Jarvis Coleman	2007
Myron Coleman	1998-2001
Charles Collins	1975-76
Julius Collins	1987-89
Ken Collins	1983-85
Mike Collins	1986-89
Vince Collins	1994-96
Dennis Colvin	1971
Huel Conner	1923
Clellan Cook	2005-06
Aaron Coon	1946
Rusty Cooper	1983-86
Herman Cormer	1932-34
Bob Cornelius	1958-61
Carroll Counts	1939
Fritz Cox	1993-94
Tommy Cox	1969
Walter Cox	1970
Kyle Cracknell	1988
Jammar Crane	2006
Jack Crawley	1942, 46-47
Jervoreess Crenshaw	2006-07
Morris Crosby	2005-08
Mike Cross	1971
Roger Crosswhite	1974-77
Jerry Crow	1964
Darrell Culberson	1985-88
Bill Cummins	1929-30
Larry Cunningham	1971
Jeff Curbo	1947-49
John Curbow	1966-68
Delbert Current	2006-07

D D D D D

Greg D'Etcheverry	2001
Pence Dacus	1951-53
Elmer Dahlberg	1946-49
Robert Daigle	1970-71
Roland Daigle	1961-62
Wayne Daigle	1966-69
Claude Dailey	1923-26
Monroe Daniels	1971-73
E.E. Darby	1925-26
Paul Darby	1976-78
Terry Darden	1956-58
Tyrone Darden	1999-2002
Bob Dargle	1972
Alex Darley	2006
Frederick Davidson	1982-85
Gene Davenport	1951-52
Tappy Davenport	1937-39
Mitch Davidson	1982-85
Bert Davis	1948-50
Charles Davis	1959-62
Chris Davis	1997
Danny Davis	1990-91
Delbert Davis	1939-40
Fred Davis	1994-97


ALL-TIME BOBCAT LETTERMEN

Harold Davis	1939-40
Jesse Davis	1974-77
Lee Davis	1999-2002
Les Davis	1977,79-81
Mike Davis	1990-91
Preston Davis	1998-2001
Steve Davis	1999
Todd Davis	1986-89
Adrian Dayse	2006-07
Rich Dear	1990
Willard Dearing	1958-60
Vaughn Deary	1980-83
Bob DeBesse	1978-80
Walter Dedekel	1950, 54-55
Steven de la Torre	1994-97
Kelly Dennis	1990-91
Wellington Deshield	2004-08
Ralston Dews	2009
Kenneth Dickey	1952-53
Wallace Dickey	1962-64
Brandon Dickinson	2000-2002
Russell Dickson	1974
Harvey Dierschke	1998-2001
Steven Dietz	2003-04
Daren Dillard	2008-09
Eric Diogu	1999
Roy Dixon	1927
Wallace Dockall	1942, 46-47
Ross Doctoroff	1997-99
Jimmy Dodson	1929
Dan Dolce	2003-04
Curtis Dominguez	2000-2002
Matt Don Carlos	2002
Tom Doty	1985-86
Hugh Douglas	1973
John Douglass	1990-91
Richard Duffy	1987
John Dulaney	1989-90
Billy Dumas	1954
James Duncan	1969-71
Billy Dunk	1977-80
Galen Dunk	2006-07
Justin Dunk	2001
Bill Dunlap	1946-49
Craig Dunlavy	1974-76
Brian Dunn	2001
Leron Dunn	1992-93
Mike Dunn	1982-83
Reggie Dunn	1991-92
Johnny Dykes	1942
E E E E E	
Steve Eaton	1990-93
Adrian Edwards	1977-78
Troy Ebensberger	2005
Berry Ehlert	1932
Melvin Ehlert	1920
Carl Ehrlich	1931
Jim Elliot	1971
Cory Eloff	2003-05
Mark England	
Brandon Ercoline	1994-96
Denson Ermis	1959
Adley Eshraghipour	2008-09
Dan Essa	1981
Fred Evans	2004-05
Scott Evans	1987
Warren Evans	1980
Osita Ezeilo	2003
F F F F F	
Wilford Fairey	1924, 27


Reynaldo Farias	1962-64
James Farmer	1989-90
Robert Farrar	1966
Joe Farris	1950
Johnny Faseler	1952-55
Morris Faseler	1972-74
Danny Faust	1990-92
Ronald Feldman	1974-75
Glen Felps	1965
Chuck Ferguson	1998-2001
Steve Ferrell	1975-77
Brian Ferris	2007
Mike Ferris	1977-79
James Fife, Sr.	1957-58
James Fife, Jr.	1979-81
Jerry Fife	1982-85
Pete Finch	1938-39
Vester Fissel	1928-29
Junior Fite	1994-95
Herbert Flowers	1968
Bret Floyd	1986-88
Ben Follis	2008-09
John Ford	2006-08
Donald Forester	1987-88
Russell Forester	1933
Scott Forester	1981-84
Brian Forshee	2000-2002
Gary Frank	1974-75
Gibbs Franki	1960-62
Pat Franklin	1984-85
Eddie Franz	1964-65
Keith Frase	1975-78
Bryan Frassman	1985-86, 88
Devon Freeman	2001-04
Pete Fredenberg	1968-70
Rufus Frenzel	1927
Cyril Friday	1980-83
Fred Frieling	1964-66
Brad Fulks	1985-88
Asa Fuller	1959-60
Charles Fuller	1959
G G G G G	
David Gaffney	1991-93
Alfred Garcia	1979
Alvaro Garcia	2008-09
Gonzalo Garcia	1948-49
Modesto Garcia	1952-53
Henry Gardner	1938-40
Clifford Gardner	2006
Sam Wood Gardner	1919
Justin Garelick	2009
Ron Garner	1986
Ward Gary	1923-24
Frank Gasca	1986-88
Robert Gasca	1989-91
Ron Gaskin	1983-84
Bradford Gates	1926
Jeff Gelsone	1993
Frank Gensberg	1927, 29-30
Mose Gensberg	1934
Bradley George	2006-09
Reagan George	2000-01
Walter Germel	1930-33
Leonard Germer	1950, 54-55
Louis Germer	1933-35
Joe Ghrist	1983-85
Dominic Giametta	2003-05
Bob Gibbens	1958
Daniel Gibbens	1978-81
Peter Gibbens	1976-79
Robert Gibbens	1953-55

Sid Gibbens	1956-58
John Gibbens	1956
Walter Gibbens	1954
Pete Gibbens	1976-79
Gary Gibson	
Marvin Giddings	1996-99
Scott Giello	1991-92
Shyton Gilbreath	1993-95
Greg Gilcrease	1979-80
Lewis Gilcrease	1951-52
Danny Gillaspia	1983-84
John Gilley	2004-08
Bill Gilliam	1969
David Glasco	1983-84
Derrick Glasper	2003
Ronnie Glenwinkler	1972
Billy Gloor	1946, 48
Aubrey Glover	1931-32
Jason Glover	2002
Greg Gold	2006
Noe Gonzales	1970-73
Rene Gonzales	1984-85
Carlos Goodman	1935
Clark Gordon	1928-31
Richard Gordy	1987-89
Calvin Gore	2006-09
Dennis Gorka	1967-70
Phillip Gossett	1994-95
Clyde Gott	1930-33
Jeff Gotte	2005-06
Teddy Grabarkawitz	1968
Bobby Graham	1953-55
Michael Grandjean	1989
Phil Grandjean	1983-86
Anthony Grant	2002
Darryl Grant	1987
Arthur Gray	1958
Michael Gray	1994-95
Terry Green	1968-69
Mark Gregurek	1981-83
Bobby Griffen	1957
Jason Griffin	2000
DaMarcus Griggs	2008-09
John Gueder	1933-34
Ben Guess	1948-49
Glenn Gundy	1974-77
Joe Gutierrez	1974-75
Nathan Gutowsky	1971-74

H H H H H	
David Haass	1985-88
Paul Haberer	1990
Taylor Haese	2008-09
Ted Haese	1940-41



Bradley George



Calvin Gore

Greg Hagan	1985-87
Helmer Hageman	1949
Garett Hagendorf	2000-2001
Robert Hagey	1987-89
Monte Hale	1989
Jim Haley	1965-66
O.C. Haley	1960
Bernard Hall	1946-47
Billy Hall	1981-82
Bobby Hall	1950
Burnell Hall	1948
Charlie Hall	1954-56
D.J. Hall	2008-09
Don Hall	1986-87
Jack Hall	1952
William Ham	1962-64
Brad Hamilton	1989-92
Greg Hamilton	1977-80
Luther Hamilton	1947
Kenneth Hampton	2008-09
Trey Hampton	2007-09
Antoine Harden	2003
Chet Hanks	1989-92
Gene Hanks	1951-54
Jason Hannan	2009
Jeff Harbers	1993
Jesse Harbifn	1935-36
Kenneth Hardcastle	1955-57
Chris Hardeman	1991-93
Bronco Hardgrave	1988-89
Don Hardin	1959-60
John Hardin	1981-84
Jay Harold	1960, 62
Corey Harper	1992
Herman Harris	1978
Matt Harris	2008-09
Terrell Harris	2002-04
Kyle Harrell	1994-97
Max Harris	1922
Bobby Hart	2003
Leonard Hart	1928
Walter Hartfield	1973-74
Terrance Hatton	1994-97
Eugene Havelka	1952, 54
Joe Hawkins	1950
Tim Hawkins	2009
Larry Hayden	2003-05
Jerome Haynes	1995
Scot Hayward	1983
Tommy Head	1966-68
Jason Hearn	1996-99
Keith Hebert	1986
James Hefferman	1962, 64
Frank Heffner	1934
Craig Hemphill	1991-92

ALL-TIME BOBCAT LETTERMEN

Jack Henry	1948-49
Kevin Henry	1988-91
Kyle Herman	1993
Jim Herridge	1948-50
Grady Hester	1934
William Heyward	2001-04
Corey Hickerson	2007-08
Illya Hicks	1994
Bernard Hill	1929
Herbert Hill	1950-53
J.D. Hill	2001
Chip Hinkle	1980, 82-83
George Hinkle	1949
Keith Hoffmann	1953-56
Billy Hollas	1958-60
Tom Hollon	1949-51
Bobby Holloway	1935-37
Brian Holloway	1995
Charles Holmes	2008-09
Travis Holmstrom	2000-2002
Clarence Holt	1968-70
Garrett Hood	2008-09
Dean Hopf	1933-34
Jerry Hopkins	1955
Ardis Hopper	1926-29
Herschel Hopson	1923-24
Mike Horak	1967-68
Luke Horder	2004-05
Darrell Hortness	1949-51
Andre Horton	1987-88
Ed Horton	1927-29
Howard Horton	1932-34
Jack Horton	1919-22
Albert Houston	1931-33
Travis Houston	2006-09
William Ray Houston	1983-84
W.L. Howard	1936-38
Eddie Howell	1967-70
Tom Howell	1920
Jason Howes	1988-89
Ken Huewitt	1980-83
Sidney Hughes	1938
Jack Hughes	1941
Van Hughes	1982-83
Frank Hurt	1940
John Hygh	1991-94

IIIII

Enrique Ibarra	1957
Joe Icet	1953
E.H. Imken	1964-65
Phillip Irby	1962-63
Andrew Ireland	2006-08
Lowe Irvine	1958-60
Woodrow Isham	1938-40
Michael Ivory	1993
Bryan Iwuji	2008-09

JJJJJ

Nicholas Jack	1993-96
Bernard Jackson	2000-01
Bud Jackson	1963
George Jackson	1942
Henry Jackson	1966, 69
Jack Jackson	1966, 69
Ray Jackson	1970-72
Robert Jackson	1965
Ron Jackson	2009
Roy Jackson	1984-87
Kenneth Jacobs	1960-61
Ron Jacoby	1979-82
Nato James	2003-04

John Janca	1929-31
Harold Jay	1962
Matt Jenkins	2004-07
Willie Jenkins	1980-81
Maurice Jennings	1919
Ben Jessie	1986-88
Milton Jirasek	1947-48
Dale Johanson	1949-51
Mac Johanson	1971-74
Shane Johanson	1978-79
Todd John	1993
A.J. Johnson	1985-88
Alfred Johnson	1926-27
Chad Johnson	1995-97
Darrell Johnson	1975-76, 78
David Johnson	1983, 85
Ed Johnson	1983, 85
Greg B. Johnson	1987
Greg D. Johnson	1994
Greg S. Johnson	1985-88



Travis Houston

Heath Johnson	1988-91
Daniel Jolly	2005-06
Darren Jones	1985-88
Greg Jones	1964
Jimmy Jones	1964
Kendall Jones	1998-2001
Stan Jones	2004-05
Teddy Jones	2002-05
William Jones	1988
Jimmy Jowers	1972-73
Milton Jowers	1933-34
Paul Jungman	1980
Pat Jupe	1973-75
Kevin Jurgajtis	1974-77

K K K K K

Fred Kaderli	1921
Tim Kaderli	1995-96
Turner Kaderli	1922
Ed Kallina	1921-23
Henry Kallina	1923-26
Lewis Kaufman	1934-36
Jamil Kazen	2009
Claude Kellam	1919-22
Jesse C. Kellam	1919-20, 22
Buddy Kellar	1955
Will Kellar	
Albert Kelley	1993-94
Mike Kelley	1983-84
Albert R. Kennedy	1986
Steven Kenney	2008-09
Lowell Kercheville	1983-85
Thomas Keresztury	2002-05

Wade Key	1967-68
Alan Kiesling	1978-79
Anthony King	2002
Donovan King	2005-08
Zicman Kitchens	1978-79
Ray Kizer	1967-68
Kurt Klassen	1986-88
Robert Knispel	1925-26
Randy Knox	1980
Randy Knoz	1975-76
Mark "Buck" Koalenz	2004-06
Emmett Korff	1946, 48
Joey Korzekwa	1979-81
Eugene Kosarek	1952
Bobby Kotzur	1972-75
Henry Kotzur	1969-72
Joe Kristoff	1941
Gillmore Krueger	1970-71
Michael Kuhn	1995-96
Ronnie Kuhn	1977-78
William Kuykendall	1925

L L L L L


David Lackey	1983-85
Harold Lackey	1986
Courtney Lane	1984-85
Lawrence Lange	1942
Roy Langerhans	1947
Mike Langford	1980-82
Nate Langford	2004-07
Eddie Lankford	1956-57
Kent Laster	1994-97
Max Laxson	1940
Rob Laymon	2000-01
Ricky Leal	1982-84
E.J. LeBlanc	2008
Reggie Leday	1990-91
Scott Ledbetter	1996
Jerry Lehman	1969-72
Jonathan Lehmann	2006
Danny Leinnweber	1962-63
Fritz Lenhoff	1939
Kenyon Leno	2001-04
Bob Lewis	1959-61
Greg Lewis	1946, 48-49
James Lewis	1949-50
Lofton Lewis	1978-79
Monte Lewis	1991-94
Wade Lightsey	2004
Brian Lilly	2009
Effie Lindsey	1928-29
Mack Lingo	1978
Ricky Lipsey	1995-98
Lloyd Little	1960
Mike Littleton	1965
Fritz Loeffler	1949, 51-52
Carter Lomax	1938-40
David Longhofer	1982-85
Derek Lopez	2008-09
A.J. Loth	1954-55
Lawrence Lowman	1925
Terry Lowman	1919, 21-23
Mike Luckenbill	1979-80
Allen Lucky	1981, 83-84
Cameron Luke	2006-08
Jonathon Luke	1994-97
Alex Luna	2006-09
John Luna	1965-68
Lee Ca. Lundin	1983-86
Lee Ch. Lundin	1999-2002
Lindy Lyyles	1963-65
Pat Lyssy	1955-56

M M M M M

Chris MacDonald	2006-07
Robert Magrover	1942, 46
Kenneth A. Malatek	1958-59
Ken Malater	1958-59
Rene H. Maldonado	1983-86
Glenn Mangold	1986-89
Hansel Mangum	1934-36
Tom Mangum	1963
Delwin Manning	1989-92
Robert Manning	1957-58
Chris Mantooth	1991-94
Justin Marcellus	2001-2002, 2004-05

Oliver Marshall	1928
Tommie Marshall	1939
Bob Martin	1935-37
Jerald Martin	1961-62
Edward Martinez	1984
Justin Martinez	1999-2002
Joel Martingoni	1981
Jomaul Mason	2002-03
Claude Mathis	1994-97
Kyle Matlock	1986-87
Leonard Matocha	1981-84
Mark Mattingly	1977-79
Ken Matula	1987-88
Fred Mayler	1939-40
Crawford May	2006-07
Alfred Mays	1973
Butch Maywald	1986-89
Bobby McBride	1954-56
Lyons McCall	1924-26
Cody McCauley	2001-2002
Ben McClellan	1997-99

Woody McClendon	2009
Michael McClure	1995-99
Andre McCorkle	2006
Johnny McCoy	2003
Brian McCray	1990-93
Richard McCullough	1983-85
Marvin McCurry	2001-2002
Billy McDaniel	1956-57
James McFall	1954
Artie McFarling	1929
David McGarah	1975-77
Chris McGarrahan	1992-95
James McGill	1954
Lajonta McGowan	2000-2002
Trevor McKenzie	2004
Ken McKoy	2001-04
Jason McLean	2009
Bo McMillam	1930-31
Lawrence McPherson	1995



Alex Luna

ALL-TIME BOBCAT LETTERMEN

Jeff McVaney	2008-09
Adam Means	1994-97
Mace Meeks	1984
Michael Meeks	2005
Steve Meeks	1972-74
Richard Menelfy	1958-59
Mike Merrett	1974-77
Jake Merrill	1997
Mike Merritt	1978
Wayne Merritt	1957-58
Kevin Meutch	1983-86
Kevin Meuth	1987
Kenny Meyers	1981-83
Kevin Mickits	1981-84
Steve Mikeska	1994-97
Micah Miksch	2006
Tal Milan	1983
David Miles	1986-89
Billy Miller	1955-56
Colby Miller	1996
DeRoy Miller	1940-41
Donald Miller	1992-95
Mike Miller	1978-81
Robert Miller	1974-76
Ronnie Miller	2005-06
Ryne Miller	2003-06
T. P. Miller	2007-09
Mark Millett	1987-88
Rimothy Millett	1978
Jeff Milward	1991-92
Joshua Minde	2009
Jimmy Minor	1976
Bryan Minton	1982
Cliff Mitchell	1967-69
Greg Mitchell	1988-90
Wilber Mitchell	1969
Harvey Moerbe	1963-64
Jan Mohel	1964-67
Kelly Monk	1977-78, 80
Victor Monk	1932
Corey Montgomery	1992
Eddie Montgomery	1932
Mike Montgomery	1969-70
Joel Moore	2002-05
Scott Moore	1990-93
Hector Moreno	1971-73
Darryl Morris	2009
Bert Morrison	1969-70
David Morrison	1964-67
Reece Morrison	1964-67
Charles Morton	1925-26, 28
Randy Moshier	2002, 2004-05
Preston Mouton	1996
Ronnie Mudd	1962-65
David Muldoon	1976-77
Mike Murphy	1987-89
Walter Musgrove	2003-06

N N N N N

Don Najvar	1979-81
Marc Napier	1973
Allie Gerald Nash	1984
Kevin Nason	1981-82
Barrick Nealy	2003-05
Ty Neatherlin	2002
Jeff Neill	1994-95
Jimmy Nelms	1984-87
Charlie Nelson	1990-93
Clark Nelson	1961-63
Corky Nelson	1952
Regan Nesbitt	1930-31
Russell Nettles	1984

Neal Neunhoffer	1981-84
Neely Newman	1923-24
Ricky Newman	1988-90
Heath Nickes	1994-96
Dwight Nieschwitz	1965-67
Bassett Nix	1957
Cecil Nix	1928
Sam Norris	1932-34
Jerome Nortman	1955-56, 1958-59
Jeff Novak	1987-89
Ty Nsekhe	2003

O O O O O

Ryan Odell	2005
Kevin Odelusi	2006-09
Joe O'Haver	1993-95
Leon O'Neal	1970-71, 73
Jamarqus O'Neal	2005-06
Shola Obafemi	2003-06
Bob Obets	1928-29
Gregg Ochler	1973-75
Lamar Octman	1933
Kevin Odelusi	2006, 08
Frank Ogbor	1996
Jesus Olivares	1976-77
Tyson Olivo	1998-2001
Dwayne Orr	1983-84, 86
Paul Ortega	1995-96
Todd Otte	1997-2000
Bill Overall	1967
Clint Owen	1992-95

P P P P P

Gary Pack	1969-72
Matt Padron	2004-06
Greg Pagel	1988-91
Freddie Paige	2007-08
Ric Palmer	2207
Raymond Palmour	1950, 52, 54
Adrian Parker	2009
Johnny Parker	1969-71
Ray Parker	2007-08
Brian Parks	1988-91
Marsh Parris	
J.B. Patterson	1946-48, 52
Walker Patton	1934
Todd Pawelek	2000-2001
Glen Peavy	1951
Demetrius Peel	1992-93
Russell Peavy	1993-96
Mat Pels	1978-79
George Pena	1974-75
Gary Peoples	1979-82
Mac Peoples	1951-52
Rick Pereda	1991-93
James Perez	1985-87
Mark Perez	1998
Jesse Perkins	1964-67
L. Van Perkins	1919-20
Clint Petty	1993-95
Stanley Pfeil	1961
Herman Phillips	1936-37
Paul Phillips	1973-76
Weldon Phillips	1935-36
Sam Pier	2007-09
Marcus Pierce	1996-98
Paul Pine, Jr.	1994-95
Greg Pitts	1999-2002
H. C. Pluenneke	1951
Brett Pohler	1996-99
Bill Pointer	1974-75

Fred Pointer	1973-75
Dan Polasek	1971-74
Mel Polk	1981
Bob Porter	1931-33
George Porter	1950-52
Nathan Porter	1961-63
Dale Posey	1981-83
Martin Posey	1989
Billie Powell	1990-93
Desmond Powell	2000
Ernie Powell	1986-89
Norris Powell	1979-80
Roy Powell	1957-58
James Prewitt	1952-53
Gilbert Price	1988-91
Randy Prince	1986-87
Edmund Pringle	2005
Chase Pulliam	2005-07
Glenn Purcell	1989
Albert Purdy	1979-81
Richard Purdy	1987
Ryan Purdy	1988-90
Sub Pylano	1930-32

Q Q Q Q Q

Brian Quackenbush	2006-08
-------------------	---------

R R R R R

Dan Raasch	1989-93
Sam Ramirez	1986-87
Charles Ramsey	1920-21
Keith Randle	1987-90
Aaron Randow	1971-73
Peter Rasicot	1978-81
David Ramirez	2006
Brandon Raye	2001-2002
Elvin Read	1929-32
Richard Redd	1952-53
Frank Reddic	2009
Jason Reece	1991-92
Steve Reed	1969-70
Joe Reeder	1935-37
Albert Reeh	1948-50
John Reese	1960-63
Vicente Reid	1991-94
Wallace Reincherzer	1950
Anthony Rex	1984-87
Luis Reyes	1979-80
Hons Richards	1921
Alvin Ringo	1957, 59
Tim Rio	1966
Ron Rittimann	1987-88
Mishak Rivas	2008-098
Reggie Rivers	1987-90
Eddie Roach	1965-66
Donald Roberson	1953-54
Ernest Roberson	1931, 35
James Roberson	1983-86
Robbie Roberson	1990-91
Terry Roberts	1969-70
Tommy Roberts	1959
Beau Robertson	2001-03
Robbie Robinett	1959-60
Charlie Robinson	1983-84
Dexter Robinson	1983-86
Nelson Robinson	1990-93
Trey Robinson	2002
Shane Roch	1995
Macon Roemer	1965-67
Eugene Rogers	1984-88
James Rogers	1992-94
Sterling Rogers	1998-2001

Tom Rogers	1975-76
Jim Rokas	1983
Clay Roland	1972-73
Freddie Roland	1972
Jason Roland	1997
Stephen Ross	2000
John Rowland	1991-94
Winston Ruelas	2007-09
Booker Russell	1976-77
Greg Russell	1983-85
Ryan Rust	2000-2002
Dave Rutherford	1956
James Rutherford	1954
Michael Rutledge	2006-08
Jonathan Ruzicka	2008

S S S S S

Jimmy Sagnes	1982
Tommy Salazar	1986-89
Kenneth Samuels	2000-03
Chris Sanchez	1993-95
Michael Sanchez	2003
Mark Sandahl	1972
Francis Sander	1929-31
Bronson Sanders	1998-2001
Caddo Sanders	1952, 56
Marshall Sanders	1983-85
Ricky Sanders	1981-83
Bill Satterwhite	1965-67
Mac Sauls	1964-67
Robert Saunders	1919-20
Leon Savage	1973-76
Kevin Saverance	1995
Del Scales	2004
Ben Scharnberg	1971-73
Donald Scheller	1950-51
Brad Schley	1994-98
Ed Schmeltekopf	1952-54
Michael Schneeweis	2008-09
Ivo Schoppe	1933-34
Louis Schorp	1967-69
Joe Schuchardt	1947
Walter Schulle	1956-58
Matt Schumann	2006-08
Corey Scott	2007-09
Earl Scott	1948-49
Frank Scott	1919
Joe Lee Scott	1948-49
Sam Scott	1986-88
Todd Scott	1990-91
Tyrone Scott	2004-06
Jack Searcy	1951
Leon Seay	1932
Leon Sefton	1953-55
Jerry Sellers	1929
John Sellmyer	1974-76
Melvin Selph	1947-50
Nick Sessions	2002-05
Glenn Settles	2000-03
Pete Shands	1920-21
Elvis Shaw	1976-79
Emmett Shelton	1922-24
Robert Shelton	1919-20
Scott Shelton	2001
Gary Shepard	2004-06
Richard Sherley	1941-42
Douglas Sherman	2004-05
Roy Sherrard	1990-91
J.R. Shipp	1994-98
Todd Siebert	1993
Paul Sienkiewich	2008-09
Spicer Sigman	1990-93

ALL-TIME BOBCAT LETTERMEN

Gary Sills	1980
Louie Simmonds	1964-65
David Simmons	2003-05
Mario Simmons	1989-92
Adrian Simpson	1981-83
Kyle Simpson	2003
Michael Sims	1987-89
Michael Singleton	1993-94
Michael Slater	1990-92
Alton Slaton	1950-53
Charles Slaughter	1939-40
Jack Sledge	1919
Anthony Smith	2003
Bobby Smith	1965-67
Chris Smith	1990
Coalie Smith	1936
Courtney Smith	2005-08
D. Scott Smith	1986-87
David Smith	1975-77
Davy Smith	1990
Gene Smith	1952-54
Grant Smith	1951
Jarvis Smith	2002-03
John Smith	1994
Kevin Smith	1989
Macon Smith	1962-64
Poe Smith	1938, 40-41
Savalas Smith	1992
Scott Smith	1990-93
Stanley Smith	1963-66
Steve Smith	1976-78
Tracy Smith	1977-80
Vander Smith	1938-40
Jamell Snell	2006
Wilfred Snell	1936-37
David Sorrell	1982
Rick Sowell	1980-82
Bill Soyars	1967-69
Tommy Soyars	1969-71
Eldon Spannagel	1941
Tim Speedy	1989-91
Richard Spin	1929
Roy Spradin	1962
Randy Stanley	1989
Ralph Starnes	1938
Tim Staskus	1981-83
Gary Stautzenberger	1964-65
Mike Stavinoha	1981
Teddy Steele	1981-83
Gary Stehling	1972-74
Charles Sterling	1984-85
Carroll Stevens	1925-26
James Stewart	1997-2000
Robert Stewart	1991
Warren Stewart	1987-90
Jim Stienke	1970-72
Robert Stienke	1974-75
Sammy Stiggers	1989
Charles Stoddard	1980
Mike Store	1980
Robert Storey	1935-37
Rogers Storey	1935-37
Derwin Straughter	2004-05
Clayton Stribling	1927
Martin Stroble	1929
Patrick Strodtman	2008-09
Martin Stuart	1938
Tom Stubblefield	1991-92
Richard Suffel	1963-65
Wylie Summers	1929-32
Brian Surovik	1994-97
Joe Sutton	1951

E.J. Swindler	1949-51
Roger Swift	1974-78
Scott Swinnea	1992-94
John Szczech	1998-2001

T T T T T

Brady Talley	1995
John Tarvin	1983-85
Lionel Tatum	1942
Mike Taylor	1978-81
Morgan Taylor	2006-07
Trent Taylor	1987-88
William Taylor	1938-40
Eric Tennessee	1984-87
Adrian Thomas	2005-08
Ervin Thomas	1988-91
Henry Thomas	1985-86
Ypres Thomas	1995-96
Michael Thompson	1991-94
Will Thompson	2007-09
Bill Thornton	1970-72
Paul Thornton	1977-80
Albert Thurmond	1946, 48
Jerry Timminis	1959
Andy Tobias	1958-61
Orlando Toldson	2006
Clint Toon	2007-08
D'Angelo Torres	1997-1999
Trent Touchstone	1986-87
Larry Townsend	1969-71
Anthony Tropea	2003
Charles Trcka	1962
Todd Trcka	1986-88
Arthur Trilli	1980
Reggie Trimble	1984-87
Ray Tripp	1937
Cleve Tryon	1989-90
Ron Tryon	1991
Shawn Tryon	1991-94
Josh Tubbs	2001-03
Trey Tucker	1981-83
Eric Turner	1989
Jameil Turner	2005-06
Rex Turner	1961-63
Charles Tuttle	1941
Johnny Tyson	2003-04

U U U U U

Travis Upshaw	2002-05
---------------	---------

V V V V V

Johnny Valentino	1969
Frank Vance	1923-24, 26
Joe Vance	1927
Daniel Varvel	2005-07
Gabe Vasquez	1997
Charles Vatterott	1983-86
Travis Vaughan	1998-1999
Barney Vaughn	1935-37
Darrick Vaughn	1996-99
John Vaughn	1940
David Vela	1979-82
Jon Vernon	2008-09
George Vest	1925-28
V.J. Villareal	1992
James Vines	1966-67
Russell Vineyard	1927
Justin Vogt	2001-2003

W W W W W

Vernon Wacenta	1941
Gary Wahrmond	1983-86



Will Thompson

Jerry Wahrmond	1990-93
John Waldrum	1971-73
Beau Walker	1997-98
Calvin Walker	1990
Carl Walker	1919
Donny Walker	1989
G.W. Walker	1951
Robert Walker	1995-97
Woodrow Wall	1938-40
Buster Wallace	1958
John Walts	1971
Hillyer Ward	1957-58
Mitchell Ward	1988
N.S. Ward	1926-27, 31-32
Mark Washington	2006
Jason Washington	1998-2001
Ray Washington	1974-75
Terrell Washington	1987-89
Chase Wasson	2004-06
Bobby Watkins	1978-81
Tywan Watkins	2004
Josh Wathen	1994-95
Tywuan Watkins	2001-
Harold Watson	2002-03
Mike Watson	1995
Robert Watson	1972
Dexter Webb	1986-87
Melvin Webber	2004-05
Lawrence Weber	1950
Johnny Weder	1950-53
Don Wehmeyer	1959, 61
Alfred Weir	1921-22
Clay Weir	2000-2002
Larry Welch	1958
William Welch	1996-97
Pop Wells	1995-97
Darin Wesley	1987, 1990
Marvin Wesley	1984
Ricky West	1968-71
Leon Westfall	1956-58
Craig Westmoreland	1980-82
Maurice Westmoreland	1953
Scott Westmoreland	1983-84
Doug Wheeler	1999-2001
Chad White	2004-05
Dee White	1960-62
Jon White	1963-66
Markee White	2004-05
Ray Whitehead	1991-94
Terry Whitman	1977-80
D.J. Wible	1920
Ryan Wiegand	1995-97
Matt Wieland	1995-96
Mario Wiggins	2008

Austin Wighaman	1998
E.M. Wiginton	1924
Bill Wilcox	1951-52
Donald Wilkerson	1993-94
Ryan Wilkes	1996-99
Arvel Williams	1935
Bob Williams	1942
Brian Williams	2007
Dameon Williams	2005
David Williams, Sr.	1970-72
David Williams, Jr.	1994-97
Donnie Williams	1979-80
Drenard Williams	2008
Ed Williams	1948-50
Edgar Williams	1919
Elverna Williams	1998
Epsilon Williams	2003-06
Greg Williams	1971-73
Jamal Williams	2008
Jesse Williams	1984
Justin Williams	2004-05
Maurice Williams	1991-92
Michael Williams	1993-95
Stace Williams	1994-97
Vollie Williams	1955-57
Donnie Willig	1984-86
Bill Willis	1947-48
Hayden Willis	1924-26
Alvold Wilson	1972-74
Chris Wilson	1986-87
Jeff Wilson	1999-2000
Jullius Wilson	1998-01
Lawrence Wilson	1995
Oscar Wilson	1923
Scott Wilson	1985-87
Norman Witcher	2001-2002
Anthony Wood	1990-93
John Wood	2003
Rod Woodard	1989-91
Alvin Woods	1955-57
George Woods	1982-83
Ivan Woods	1939
Shawn Woods	1984-87
Lewis Woodson	1927
Toney Wooley	1983-85
Leon Wooley	2007-09
Joe Wooten	1998-2000
Woodrow Worthington	1938
Dennis Wotipka	1982-83
Bailey Wright	1925-27
Brad Wright	1978-80
Matt Wright	1988-89
David Wuest	1972-73
Mike Wuest	1969-71
Herbert Wuthrich	1959
Bill Wyman	1997-99
Mike Wynn	1979-82
Sperton Wynn	1998-99

Y Y Y Y Y

Bill Yeats	1962
Justin Young	1997-98
Brian Yourman	1999-2001
Chris York	1998

Z Z Z Z Z

Steve Zisler	1996
Charles Zunker	1928, 30-31
Walter Zunker	1929, 34-36
Stan Zwinggi	2005-08

YEAR-BY-YEAR RESULTS

1904

Texas State won its first football game 6-0 over St. Edward's of Austin, Texas, and went on to finish the season with a 5-1 record.

1904 — (5-1)

St. Edward's	W	6-0
West Texas Military	W	18-0
West Texas Military	W	48-0
Deaf and Dumb School	W	18-5
Deaf and Dumb School	L	5-12
Austin	W	5-0

1905-08

No Scores Recorded

1909 — (0-1)

Baylor	L	0-55
--------	---	------

1910 — (0-1)

Austin	L	0-19
--------	---	------

1911-12

No Scores Recorded

1913 — (0-1)

Baylor	L	7-9
--------	---	-----

1914

No Scores Recorded

1915 — (0-1)

Denton	L	0-14
--------	---	------

1916 — (0-2)

Baylor	L	0-75
Denton	L	0-10

1917

No Scores Recorded

**1919-1934
O.W. STRAHAN
Head Coach**

Better known for his basketball influences at Texas State, O.W. Strahan was named head football coach in 1919, and led the Bobcats to a 70-53-9 record during the next three decades.

1918 — (0-1)

Southwestern	L	0-35
--------------	---	------

1919 — (4-4)

Texas A&M	L	0-28
Southwestern	L	0-19
Texas	L	0-18
Sam Houston	W	32-0
West Texas Military	W	20-0
Meridian	L	0-6
San Marcos Academy	W	13-6
Sam Houston	W	6-0

1920 — (4-2-1)

Meridian	W	79-0
Southwestern	T	3-3
Daniel Baker	W	40-0
East Texas	W	48-0
San Marcos Academy	W	26-13
Rice	L	0-48
North Texas	L	6-21

1921

Just two years after O.W. Strahan was named head coach and a year after the school adopts Bobcats as its nickname, Texas State posted its first undefeated season.

1921 — (7-0)

San Marcos Academy	W	62-3
East Texas	W	26-0
Southwestern	W	10-0
Daniel Baker	W	28-3
St. Edward's	W	31-7
Sam Houston	W	14-13
North Texas	W	14-0

1922 — (3-3)

Southwestern	L	0-20
Sam Houston	W	24-0
Howard Payne	L	6-24
Tarleton State	W	22-0
Dallas University	W	27-13
North Texas	L	13-16

1923 — (4-4)

Stephen F. Austin	W	47-0
Southwestern	L	0-20
Sam Houston	L	0-6
Rice	W	19-6
East Texas	W	40-0
Howard Payne	L	13-25
Daniel Baker	W	31-0
North Texas	L	7-12

1924 — (4-4)

Stephen F. Austin	W	23-6
East Texas	L	2-6
St. Edward's	L	0-20
Sam Houston	W	13-0
North Texas	W	10-6
Daniel Baker	W	9-0
Howard Payne	L	6-32
Southwestern	L	6-12

1925 — (2-6)

Stephen F. Austin	W	12-0
Howard Payne	L	12-28
East Texas	L	0-7
Trinity	L	0-31
St. Edward's	W	18-6
Sam Houston	L	9-12
North Texas	L	6-10
Southwestern	L	0-12

1926 — (7-2)

Texas A&M-Kingsville	W	13-2
Stephen F. Austin	W	7-0
Howard Payne	L	25-28
East Texas	W	34-0
Trinity	W	28-7
St. Mary's	W	36-0
St. Edward's	W	7-6
Sam Houston	W	9-0
North Texas	L	12-13

1927 — (4-4-1)

Stephen F. Austin	W	14-0
Howard Payne	L	0-20
Daniel Baker	L	0-13
Trinity	L	0-20
North Texas	W	38-0
St. Mary's	W	22-0

Sam Houston	T	6-6
East Texas	W	40
St. Edward's	L	7-12

1928 — (2-7)

Texas A&M-Kingsville	L	0-4
Stephen F. Austin	W	20-0
Howard Payne	L	0-21
Abilene Christian	L	0-20
Trinity	L	14-19
North Texas	L	0-17
Southwestern	L	7-12
East Texas	W	7-0
Daniel Baker	L	0-20

1929 — (6-1-2)

Stephen F. Austin	W	24-7
Howard Payne	L	0-34
Texas A&M-Kingsville	W	32-0
Abilene Christian	T	12-12
Sul Ross State	W	15-6
McMurry	W	13-7
Southwestern	W	12-9
Daniel Baker	W	12-0
North Texas	T	0-0

1930 — (5-1-3)

Stephen F. Austin	W	6-0
Howard Payne	T	0-0
Schreiner	W	7-0
Abilene Christian	T	6-6
Southwestern	W	13-0
McMurry	T	0-0
Sul Ross State	W	13-0
Daniel Baker	W	6-0
North Texas	L	0-12

The Lone Star Conference was formed April 25, 1931. Charter members were East Texas State, North Texas, Sam Houston State, Stephen F. Austin State and Texas State. Championship play in football began in 1932. Trinity joined the league from 1931-34.

1931 — (4-4)

Howard Payne	L	0-6
Texas A&I	L	0-7
Stephen F. Austin	W	19-0
Southwestern	W	16-7
Sam Houston	L	0-6
McMurry	W	18-0
East Texas	W	14-0
North Texas	L	0-20

1932 — (5-3)

Howard Payne	L	6-14
Schreiner	W	20-0
*Stephen F. Austin	W	27-6
Southwestern	W	12-0
*East Texas	W	6-0
*St. Edward's	L	7-13
*Sam Houston	W	6-0
*North Texas	L	0-6

1933 — (7-1-1)

Howard Payne	W	20-12
Schreiner	W	13-0
*Stephen F. Austin	W	27-0
Southwestern	W	7-6
Daniel Baker	W	7-6
*Trinity	W	7-0
*Sam Houston	W	3-0

*East Texas	L	0-6
*North Texas	T	0-0

1934 — (2-7-1)

23rd Infantry	W	13-0
Howard Payne	L	0-4
Schreiner	L	7-20
*Stephen F. Austin	T	19-19
Southwestern	L	7-14
Daniel Baker	L	7-13
*Trinity	W	6-0
*Sam Houston	L	0-6
*East Texas	L	6-12
*North Texas	L	0-3

1935-43

**JOE CHEANEY
Head Coach**

Joe Cheaney was named Texas State's head coach in 1935, and served in that capacity until 1942. Cheaney had a career record of 23-42-5 with the Bobcats.

1935 — (2-7)

Howard Payne	L	6-13
Schreiner	L	2-27
*Stephen F. Austin	L	0-14
Southwestern	W	12-0
Daniel Baker	L	0-3
*Sam Houston	W	19-0
*North Texas	L	0-6
*East Texas	L	0-7
Texas A&M-Kingsville	L	0-6

1936 — (2-5-1)

Howard Payne	L	0-44
Schreiner	L	6-36
*Stephen F. Austin	L	7-14
Southwestern	W	13-0
Daniel Baker	T	6-6
*Sam Houston	W	14-0
*East Texas	L	13-14
*North Texas	L	0-14

1937 — (6-4)

Texas Lutheran	W	34-0
Howard Payne	L	7-12
St. Edward's	W	14-13
Schreiner	W	13-12
Southwestern	L	0-6
Randolph	W	12-6
*Stephen F. Austin	W	26-6
*North Texas	L	3-10
*East Texas State	L	13-39
*Sam Houston	W	14-6

1938 — (0-8)

Howard Payne	L	0-14
St. Edward's	L	20-33
Schreiner	L	7-19
Southwestern	L	0-6
*Stephen F. Austin	L	0-33
*North Texas	L	6-7
*East Texas State	L	6-27
*Sam Houston	L	7-13

1939 — (3-5-2)

Randolph	W	20-0
Howard Payne	L	0-12
St. Edward's	L	0-6
Schreiner	W	6-0
Southwestern	W	12-0

YEAR-BY-YEAR RESULTS

Texas A&M-Kingsville	T	0-0
*Stephen F.Austin	L	6-13
*North Texas	L	0-26
*East Texas State	L	6-19
*Sam Houston	T	0-0

1940 — (3-5-1)

Howard Payne	W	7-6
Schreiner	T	0-0
Randolph	W	55-6
Southwestern	W	6-0
Texas A&M-Kingsville	L	13-19
*Stephen F.Austin	L	7-13
*North Texas	L	0-22
*East Texas State	L	0-13
*Sam Houston	L	12-19

1941 — (4-4)

Howard Payne	L	0-13
Schreiner	L	0-6
Southwestern	W	7-6
Texas A&M-Kingsville	L	7-13
*Stephen F.Austin	W	28-0
*East Texas State	W	6-0
*Sam Houston	W	29-7
*North Texas	L	6-10

1942

No Scores Recorded

1943 — (3-4-1)

Howard Payne	W	6-0
Schreiner	L	0-29
Southwestern	W	19-12
Randolph	W	25-0
Abilene Christian	L	0-26
*East Texas State	T	7-7
*North Texas	L	6-10
*Sam Houston	L	20-23

1944-45

No games played due to World War II.

**1946-50
GEORGE WEST
HEAD COACH**

George West is named head coach and guides the Bobcats to winning records in four of the next five seasons.

1946 — (6-2-2)

Randolph	W	7-0
2nd Armored Division	T	0-0
Texas A&M-Kingsville	W	28-0
Howard Payne	T	7-7
Abilene Christian	W	18-0
*Stephen F.Austin	W	13-7
*East Texas State	L	0-12
*Sam Houston	W	21-13
*Houston	W	21-7
North Texas	L	0-6

1947 — (5-4)

Abilene Christian	L	13-19
*Trinity	L	13-14
Texas A&M-Kingsville	L	13-14
Howard Payne	W	20-0
*Stephen F.Austin	W	20-0
*East Texas State	W	20-7
*North Texas	L	7-27
*Sam Houston	W	7-0

Houston joined the Lone Star Conference from 1945-49. Sul Ross joined the LSC from 1950-76. Lamar was in the league from 1951-6. Texas A&M-Kingsville became a member in 1954, and Howard Payne joined in 1956.

*Houston	W	2-0
----------	---	-----

1948 — (8-1, LSC champions)

Daniel Baker	W	35-0
*at Trinity	W	14-0
*at Texas A&M-Kingsville	L	2-13
at Howard Payne	W	10-7
*Stephen F.Austin	W	3-0
North Texas	W	24-14
*at East Texas State	W	6-0
*at Sam Houston	W	14-0
*Houston	W	3-0

1949 — (3-6-1)

at Southwestern	T	0-0
Trinity	W	20-6
Texas A&M-Kingsville	L	12-20
Howard Payne	L	3-6
at Midwestern	L	6-19
*at Stephen F.Austin	L	20-23
at North Texas	L	7-41
*East Texas State	W	6-13
*Sam Houston	W	19-14
at East Texas Baptist	W	31-26

1950 — (6-3)

Southwestern	L	7-28
Corpus Christi	W	13-12
at Texas A&M-Kingsville	W	7-6
Sul Ross	L	12-21
*Stephen F.Austin	L	14-21
at Howard Payne	W	27-21
East Texas Baptist	W	31-14
*at Sam Houston	W	20-13
*at East Texas State	W	14-0

**1951-53
MILTON JOWERS
HEAD COACH**

Milton Jowers was perhaps the most influential coach in Texas State history, guiding the Bobcat football and basketball teams during a career which spanned three decades. In addition to guiding the Bobcat basketball team to a NAIA national championship in 1960, Jowers served two three-year stints as Texas State's football coach.

1951 — (6-3-1)

San Marcos AFB	W	54-0
*Texas Lutheran	W	46-0
Texas A&M-Kingsville	W	41-6
Trinity	W	27-14
*at Sul Ross	W	14-7
*at Stephen F.Austin	L	20-27
at Howard Payne	L	14-27
*at Lamar	W	14-13
*Sam Houston	T	20-20
*East Texas State	L	21-28

1952 — (7-2)

Abilene Christian	L	7-20
*Trinity	W	13-7
*Texas A&M-Kingsville	W	41-12
*Sul Ross	W	33-26

*Stephen F.Austin	W	20-10
at Howard Payne	W	55-0
*Lamar	W	34-27
*at Sam Houston	W	35-27
*at East Texas State	L	23-63

1953 — (5-4)

at Abilene Christian	L	19-26
at Trinity	L	21-40
Texas A&M-Kingsville	W	34-20
*at Sul Ross	W	33-13
*at Stephen F.Austin	W	34-7
Howard Payne	W	54-13
*at Lamar	W	14-6
Sam Houston	L	13-21
*East Texas State	L	19-40

**1954-59
R.W. PARKER
HEAD COACH**

R.W. Parker took over as head coach in 1954 and guided the Bobcats to a Lone Star Championship in his first two seasons. Parker had a record of 31-24-3 in six seasons at Texas State.

1954 — (6-3-1, LSC co-champions)

Brooke Army Center	L	13-34
Trinity	L	7-26
Texas Lutheran	W	20-6
at Howard Payne	L	13-28
*at Texas A&M-Kingsville	W	21-16
*Sul Ross	W	33-13
*at Stephen F.Austin	W	7-6
*Lamar	W	13-12
*at Sam Houston	W	26-22
*at East Texas State	T	7-7

1955 — (6-1-2, LSC co-champions)

at Texas Lutheran	W	47-6
Howard Payne	T	7-7
*Texas A&M-Kingsville	W	26-21
*at Sul Ross	W	53-0
*at Stephen F.Austin	W	26-20
Abilene Christian	T	19-19
*at Lamar	W	14-7
*Sam Houston	L	14-16
*East Texas State	W	27-7

1956 — (6-3)

Texas Lutheran	W	19-6
at Howard Payne	W	13-6
*at Texas A&M-Kingsville	L	14-23
*Sul Ross	W	27-0
*Stephen F.Austin	W	32-6
at Abilene Christian	L	0-26
*Lamar	W	13-6
*at Sam Houston	L	0-28
*at East Texas State	W	14-0

1957 — (4-6)

at McNeese State	L	7-27
at Texas Lutheran	W	28-12
*Howard Payne	W	14-13
*Texas A&I	L	0-16
*at Sul Ross	W	35-0
*at Stephen F.Austin	L	13-20
Abilene Christian	L	0-47
*at Lamar	L	20-33
*Sam Houston	W	9-0
*East Texas State	L	13-32

1958 — (5-5)

McNeese State	L	0-21
Texas Lutheran	W	27-0
*at Howard Payne	W	12-7
*at Texas A&M-Kingsville	L	0-22
*Sul Ross	W	20-0
*Stephen F.Austin	W	29-13
Abilene Christian	L	18-44
*Lamar	W	8-7
*at Sam Houston	L	0-9
*at East Texas State	L	0-47

1959 — (4-6)

at Texas Lutheran	W	14-12
Corpus Christi	W	36-7
*at Sul Ross	W	13-8
McMurry	L	7-20
at Stephen F.Austin	L	6-14
*Lamar	L	6-28
*Sam Houston	W	18-14
*at East Texas State	L	15-28
*Howard Payne	L	0-6
*at Texas A&I	L	0-20

**1960
JACK HENRY
HEAD COACH**

Jack Henry had a 2-8 record in one season as Texas State's head coach.

1960 — (2-8)

Texas Lutheran	L	7-39
at Corpus Christi	W	15-6
*Sul Ross	L	7-20
at McMurry	L	18-23
*Stephen F.Austin	W	17-0
*at Lamar	L	0-7
*at Sam Houston	L	0-7
*East Texas State	L	0-18
*at Howard Payne	L	0-12
Texas A&M-Kingsville	L	0-35



**1961-63
MILTON JOWERS
HEAD COACH**

Milton Jowers returned as head coach in 1961 and led the Bobcats to a 10-0 season in his final season as head coach. He had a 48-18-2 record as football coach at Texas State.

1961 — (4-5-1)

at Texas Lutheran	L	6-7
Tarleton State	W	21-20
*at Sul Ross	L	7-15
McMurry	W	28-13
*at Stephen F.Austin	W	29-21
*Lamar	T	7-7
*Sam Houston	L	7-9
*at East Texas State	L	7-14

YEAR-BY-YEAR RESULTS

*Howard Payne	W	23-0
*at Texas A&M-Kingsville	L	15-19

1962 — (8-2)

Texas Lutheran	W	25-7
Tarleton State	W	29-0
*Sul Ross	W	24-14
at McMurry	L	6-14
*Stephen F. Austin	W	40-7
*at Lamar	W	20-13
*at Sam Houston	W	21-20
*East Texas State	W	36-8
*at Howard Payne	W	61-15
*Texas A&M-Kingsville	L	7-28

1963 — (10-0, LSC champions)

at Texas Lutheran	W	21-8
Trinity	W	14-0
*at Sul Ross	W	9-7
McMurry	W	49-6
*at Stephen F. Austin	W	20-17
Lamar	W	13-7
*Sam Houston	W	10-8
*at East Texas State	W	24-16
*Howard Payne	W	33-6
*at Texas A&M-Kingsville	W	20-6

**1964-78
BILL MILLER
Head Coach**

An assistant coach since 1961, Bill Miller took over the reigns of the Bobcat football program. In the next 15 years, Millers had 11 winning seasons and his 94 career victories are the most ever by a Texas State football coach.

1964 — (8-2)

Texas Lutheran	W	14-3
at Trinity	W	20-7
*at Sul Ross	L	14-16
at McMurry	W	42-8
*Howard Payne	W	35-12
*at Sam Houston	L	14-15

Lackland AFB	W	48-21
*Stephen F. Austin	W	21-15
*at East Texas State	W	52-0
*Texas A&M-Kingsville	W	21-6

1965 — (8-2)

at Texas Lutheran	W	31-0
Trinity	W	27-0
*Sul Ross	L	14-21
McMurry	W	17-6
*at Howard Payne	W	37-0
*Sam Houston	W	17-7
*at Angelo State	W	35-7
*at Stephen F. Austin	L	13-17
*East Texas State	W	30-16
*at Texas A&M-Kingsville	W	13-0

1966 — (7-2-1)

Texas Lutheran	W	34-3
at Trinity	W	16-0
*at Sul Ross	L	13-16
Angelo State	W	24-6
Howard Payne	W	18-17
*at Sam Houston	L	16-27
at McMurry	W	17-0
*Stephen F. Austin	W	20-7
*at East Texas State	T	14-14
*Texas A&M-Kingsville	W	9-3

1967 — (9-1)

at Texas Lutheran	W	30-7
Trinity	W	23-0
Sul Ross	W	47-13
at Angelo State	W	47-20
*at Howard Payne	W	24-6
*Sam Houston	W	61-0
McMurry	W	59-0
*at Stephen F. Austin	W	14-13
*East Texas State	W	48-26
*at Texas A&M-Kingsville	L	21-23

1968 — (5-5)

Texas Lutheran	W	40-0
at Trinity	L	12-13

*at Sul Ross	L	21-36
*Angelo State	W	43-7
*Howard Payne	W	27-7
*at Sam Houston	W	31-15
*at McMurry	L	17-21
*Stephen F. Austin	W	43-6
*at East Texas State	L	14-51
*Texas A&M-Kingsville	L	0-39

1969 — (3-6-1)

at Texas Lutheran	T	24-24
Trinity	L	9-10
*Sul Ross	W	30-7
*at Angelo State	L	29-35
*at Howard Payne	L	22-28
*Sam Houston	W	24-21
*McMurry	W	38-20
*at Stephen F. Austin	L	24-42
*East Texas State	L	6-26
*at Texas A&M-Kingsville	L	13-28

1970 — (6-5)

S 12 Texas Lutheran	W	14-3
S 19 *Angelo State	W	20-13
S 26 at Trinity	W	13-6
O 3 *at McMurry	W	40-13
O 10 *at Tarleton State	W	41-7
O 17 *Stephan F. Austin	L	17-21
O 24 *at Sam Houston St.	L	24-25
O 31 *East Texas State	L	19-22
N 7 *at Howard Payne	W	35-20
N 14 *Sul Ross	L	20-45
N 21 *TAMU-Kingsville	L	13-42

1971 — (8-1-1, LSC co-champions)

S 18 at Angelo State	W	30-8
S 25 at Texas Lutheran	W	34-17
O 2 *McMurry	W	42-3
O 9 *Tarleton State	W	51-7
O 16 *at Stephen F. Austin	W	49-22
O 23 *Sam Houston State	W	10-7
O 30 *East Texas State	L	13-29
N 6 *at Howard Payne	T	9-9
N 13 *Sul Ross	W	37-7
N 20 *at TAMU-Kingsville	W	29-24

1972 — (7-3)

S 9 at Trinity University	L	7-9
S 16 Texas Lutheran	W	17-12
S 23 *Angelo State	W	10-3
O 7 *at Tarleton State	W	50-14
O 14 *Stephen F. Austin	W	24-20
O 21 *at Sam Houston St.	W	26-14
O 28 *at East Texas State	L	29-32
N 4 *Howard Payne	L	17-25
N 10 *at Sul Ross	W	13-0
N 18 *TAMU-Kingsville	W	20-16

1973 — (4-6)

S 15 at Texas Lutheran	W	21-0
S 22 *at Angelo State	L	0-16
S 29 *Abilene Christian	L	7-41
O 6 *Tarleton State	W	33-7
O 13 *at Stephen F. Austin	L	13-17
O 20 *Sam Houston State	W	28-7
O 27 *East Texas State	L	14-28
N 3 *at Howard Payne	L	7-33
N 10 *Sul Ross	W	28-0
N 17 *at TAMU-Kingsville	L	10-49

1974 — (6-4)

S 15 Texas Lutheran	L	7-30
---------------------	---	------

S 28 *Angelo State	W	17-14
O 5 *at Abilene Christian	L	9-42
O 12 *at Tarleton State	W	35-0
O 19 *Stephen F. Austin	L	7-12
O 26 *at Sam Houston St.	W	20-6
N 2 *at East Texas	W	20-14
N 9 *Howard Payne	W	17-7
N 14 *at Sul Ross	W	24-14
N 23 *TAUM-Kingsville	L	0-14

1975 — (7-3)

S 13 Texas Lutheran	L	20-21
S 27 *at Angelo State	L	15-44
O 4 *Abilene Christian	W	21-16
O 11 *Tarleton State	W	42-6
O 18 *at Stephen F. Austin	W	19-3
O 25 *Sam Houston State	W	3-0
N 1 *East Texas State	W	28-17
-N 8 *at Howard Payne	W	38-20
N 15 *Sul Ross	W	15-14
N 21 *at TAMU-Kingsville	L	8-28

1976 — (5-5)

S 11 Texas Lutheran	L	9-13
S 18 at Cameron State	W	33-14
S 25 *Angelo State	L	12-14
O 2 *at Abilene Christian	W	22-16
O 9 Prairie View A&M	L	25-45
O 16 *Stephen F. Austin	W	34-0
O 23 *at Sam Houston St.	W	40-10
O 30 *at East Texas State	L	8-23
N 6 *Howard Payne	W	27-25
N 20 *TAMU-Kingsville	L	6-44

1977 — (5-4)

S 10 at Texas Lutheran	L	13-21
O 1 at Howard Payne	W	21-13
O 8 Prairie View A&M	L	7-17
O 15 Sam Houston State	W	16-5
O 22 at Stephen F. Austin	W	14-9
O 29 East Texas State	W	34-20
N 5 at Angelo State	W	23-20
N 12 at Abilene Christian	L	30-36
N 19 TAMU-Kingsville	L	10-21

1978 — (6-4)

S 2 at Southeastern La.	W	7-0
S 9 Texas Lutheran	W	14-0
S 30 *Howard Payne	W	55-0
O 7 #vs. Prairie View	W	58-6
O 14 *at Sam Houston St.	L	16-21
O 21 *Stephen F. Austin	W	9-0
O 28 *at East Texas State	W	25-10
N 4 *Angelo State	L	6-29
N 11 *Abilene Christian	L	7-10
N 18 *at TAMU-Kingsville	L	21-48
# game played in San Antonio.		

1979 — (7-4)

S 1 #vs. Prairie View	W	38-13
S 8 at Texas Lutheran	W	19-5
S 22 at Southeastern La.	W	14-7
S 29 *at Howard Payne	W	36-9
O 6 Cameron State	W	28-20
O 13 *Sam Houston State	W	40-22
O 20 *at Stephen F. Austin	L	14-28
O 27 *East Texas State	W	45-14
N 3 *at Angelo State	L	3-14
N 10 *at Abilene Christian	L	24-28
N 17 *TAMU-Kingsville	L	10-42
# game played in San Antonio.		



Bill Miller won a school record 94 games in his 15 seasons as head football coach at Texas State.

YEAR-BY-YEAR RESULTS

1979-82

JIM WACKER
Head Coach

Jim Wacker succeeded Bill Miller as head coach and closed out the 1970s with a 7-4 record. He also led Texas State to back-to-back national championships in his final two seasons before being named head coach at TCU.

1980 — (8-3, LSC CHAMPIONS)

S 6	#vs. Prairie View	W	49-0
S 13	Texas Lutheran	W	38-0
S 27	at West Texas State	L	13-21
O 4	at Nicholls	L	21-24
O 11	*Howard Payne	W	35-8
O 18	*at Sam Houston St.	W	55-7
O 25	*Stephen F. Austin	W	34-20
N 1	*at East Texas State	W	37-26
N 8	*Angelo State	W	18-15
N 15	*Abilene Christian	W	42-2
N 22	*at TAMU-Kingsville	L	14-17

game played in San Antonio.

1981 — (13-1, NATIONAL CHAMPIONS, LSC CHAMPIONS)

S 5	Prairie View A&M	W	56-0
S 12	at Texas Lutheran	W	59-0
S 19	Southeastern La.	W	35-10
S 26	at Lamar	W	24-7
O 10	*at Howard Payne	W	41-0
O 17	*Sam Houston State	W	38-4
O 24	*at Stephen F. Austin	W	38-6
O 31	*East Texas State	W	38-7
N 7	*at Angelo State	W	31-7
N 14	*at Abilene Christian	W	38-31



Texas State went 13-1 and won its first of two back-to-back NCAA Division II national championships after beating North Dakota State 42-13 in the championship game. The game was played in McAllen and known as the Palm Bowl. Quarterback Mike Miller lifts the trophy above.



The Bobcats went undefeated with a 14-0 record and won their second straight NCAA Division II title in 1982 with a 34-9 victory over UC-Davis. Hoisting the championship trophy is defensive tackle Mike Langford.

N 21	*TAMU-Kingsville	L	14-21
N 28	#Jacksonville State	W	38-22
D 5	#Northern Michigan	W	62-0
D 12	^vs. N.D. State	W	42-13

NCAA Division II Playoffs

^ D-II Championship played in McAllen

1982 — (14-0, NATIONAL CHAMPIONS, LSC CHAMPIONS)

S 4	Lamar	W	30-0
S 11	Prairie View A&M	W	35-7
S 18	Nicholls	W	14-7
O 2	at Southeastern La.	W	34-21
O 9	Howard Payne	W	31-3
O 16	at Sam Houston St.	W	52-21
O 23	Stephen F. Austin	W	31-21
O 30	at East Texas State	W	38-34
N 6	Angelo State	W	42-16
N 13	Abilene Christian	W	14-13
N 20	TAMU-Kingsville	W	45-27
N 27	#Ft. Valley State	W	27-6
D 4	#Jacksonville State	W	19-14
D 11	^vs. California-Davis	W	34-9

NCAA Division II Playoffs

^ D-II Championship played in McAllen

1983-89

JOHN O'HARA
Head Coach

John O'Hara coached the Bobcats as Texas State prepared for its move to NCAA Division I. In its last season as a Division II school, Texas State went 9-2. O'Hara joined Hayden Fry's staff at Iowa in 1989 before he passed away unexpectedly in 1992.

1983 — (9-2, LSC CHAMPIONS)

S 10	Prairie View A&M	W	46-7
S 24	at TAMU-Kingsville	W	28-0
O 1	*at Howard Payne	W	44-9
O 8	Northwestern St.	L	16-14
O 15	*Sam Houston State	W	26-0
O 22	*at Stephen F. Austin	W	24-27
O 29	*East Texas State	W	44-21
N 5	*at Angelo State	W	20-0
N 12	*at Abilene Christian	W	54-13
N 19	*TAMU-Kingsville	W	40-3

N 26	#Central St. (Ohio)	L	16-24
------	---------------------	---	-------

NCAA Division II Playoffs

Texas State left the Lone Star Conference in 1984, and moved from NCAA Division II to NCAA Division I-AA. The Bobcats joined the Gulf Star Conference and posted a 7-4 record in its first year.

1984 — (7-4, 2-3 GSC)

S 1	at Wichita State	W	38-31
S 8	TAMU-Kingsville	W	28-0
S 22	at Texas-Arlington	L	13-48
S 29	Central Florida	W	39-13
O 6	*at Northwestern St.	L	7-28
O 13	at Lamar	W	23-0
O 20	*at Southeastern La.	W	10-7
O 27	at North Texas	W	27-19
N 3	*Stephen F. Austin	W	24-7
N 10	*Nicholls	L	14-30
N 17	*at Sam Houston St.	L	17-21

1985 — (3-8, 2-3 GSC)

S 7	at TAMU-Kingsville	L	7-30
S 14	at East Carolina	L	16-27
S 21	Lamar	L	21-24
S 28	Texas-Arlington	L	16-19
O 5	at Central Florida	W	48-12
O 19	at McNeese State	L	0-28
O 26	*at Nicholls	L	12-20
N 2	*Northwestern State	W	26-17
N 9	*Southeastern La.	W	55-15
N 16	*at Stephen F. Austin	L	21-43
N 23	*Sam Houston State	L	25-27

1986 — (4-7, 2-2 GSC)

S 6	North Texas	L	0-7
S 13	Abilene Christian	L	24-38
S 20	at Louisiana-Monroe	L	14-17
S 27	at Rice	W	31-6
O 4	McNeese State	W	13-9
O 11	at Northern Arizona	L	0-39
O 18	at Lamar	L	3-17
O 25	*Nicholls	L	21-35
N 1	*at Northwestern St.	W	29-6
N 15	*Stephen F. Austin	W	34-28
N 22	*at Sam Houston St.	L	31-32

Texas State joined the Southland Conference prior to the 1987 season.

1987 — (4-7, 2-4 SLC)

S 5	TAMU-Kingsville	L	0-20
S 12	*at North Texas	L	3-20
S 19	*Louisiana-Monroe	L	7-44
S 26	at Rice	L	28-38
O 10	at Baylor	L	15-36
O 17	*Northwestern State	L	21-24
O 24	at Nicholls	W	31-16
O 31	Lamar	W	27-19
N 7	*at McNeese State	W	26-14
N 14	*at Stephen F. Austin	W	7-3
N 21	*Sam Houston State	L	21-24

* SLC game

1988 — (4-7, 1-5 SLC)

S 3	at TAMU-Kingsville	W	41-28
S 10	at Lamar	W	27-26
S 17	*at Louisiana-Monroe	L	7-29
S 24	*Stephen F. Austin	L	10-27
O 1	*Northwestern St.	L	21-49
O 8	at Baylor	L	7-45

O 15	Texas Southern	W	38-7
O 22	*McNeese State	L	21-24
O 29	Nicholls	L	10-13
N 12	*North Texas	L	10-30
N 19	*at Sam Houston State	W	10-3

* SLC game

1989 — (5-6, 3-3 SLC)

S 2	TAMU-Kingsville	L	13-28
S 9	Prairie View A&M	W	41-0
S 23	*Louisiana-Monroe	W	26-7
S 30	*Northwestern St.	L	14-31
O 7	*Stephen F. Austin	L	21-32
O 14	at Texas Southern	W	34-17
O 21	at Nicholls	L	21-22
O 28	*McNeese State	L	7-21
N 4	Lamar	L	19-20
N 11	*North Texas	W	25-20
N 18	*Sam Houston State	W	24-0

* SLC game

1990-91

DENNIS FRANCHIONE - HEAD COACH

Dennis Franchione was named head coach in 1990 and posted back-to-back winning seasons before leaving for New Mexico.

1990 — (6-5, 3-3 SLC)

S 1	TAMU-Kingsville	W	15-7
S 8	Idaho	W	35-38
S 15	at Liberty	L	22-35
S 22	*at Louisiana-Monroe	L	27-30
S 29	*Nicholls State	W	33-30
O 6	*Stephen F. Austin	W	24-0
O 13	Texas Southern	W	32-9
O 20	*at Northwestern St.	W	21-12
O 27	*McNeese State	W	19-17
N 10	*North Texas	L	15-16
N 17	*at Sam Houston St.	L	25-26

* SLC game

1991 — (7-4, 4-3 SLC)

S 7	TAMU-Kingsville	W	29-14
S 14	at Idaho	L	38-41
S 28	*at Nicholls	W	19-10
O 5	*Louisiana-Monroe	L	8-17
O 12	*at Stephen F. Austin	W	31-15
O 19	Texas Southern	W	31-29
O 26	*at McNeese State	L	18-19
N 2	*Northwestern St.	W	24-0
N 9	Prairie View A&M	W	59-6
N 16	*at North Texas	W	36-8
N 23	*Sam Houston St.	L	14-20

* SLC game

1992-96

JIM BOB HELDUSER
Head Coach

Jim Bob Helduser was named head coach in 1992 and spent four seasons on the Texas State sidelines.

1992 — (5-5-1, 2-4-1 SLC)

S 5	at TAMU-Kingsville	W	15-14
S 12	#Texas Southern	W	39-34
S 19	Youngstown State	L	20-23
S 26	*at UL-Monroe	L	6-13
O 3	*Nicholls	W	38-13

YEAR-BY-YEAR RESULTS

O 10	*Stephen F.Austin	W 17-14
O 24	*McNeese State	L 13-17
O 31	*at Northwestern St.	L 17-20
N 7	at Prairie View A&M	W 56-7
N 14	*North Texas	L 10-13
N 21	*at Sam Houston St.	T 22-22

* SLC game
game played in San Antonio.

1993 — (2-9, 1-6 SLC)

S 4	TAMU-Kingsville	W 20-14
S 11	at Idaho	L 38-66
S 18	Liberty	L 14-17
S 25	at Northern Iowa	L 13-34
O 9	*at North Texas	L 28-35
O 16	*Louisiana-Monroe	L 21-40
O 23	*at Nicholls	L 37-63
O 30	*at Northwestern St.	W 22-15
N 6	*McNeese State	L 10-27
N 13	*at Stephen F.Austin	L 7-29
N 20	*Sam Houston St.	L 10-35

1994 — (4-7, 1-5 SLC)

S 1	TAMU-Kingsville	L 14-45
S 8	Northern Iowa	W 20-19
S 17	at Pacific	L 7-27
S 24	Cal State Northridge	W 28-23
O 1	Sonoma State	W 57-7
O 8	*North Texas	L 14-27
O 22	*Nicholls	W 27-26
O 29	*Northwestern State	L 17-41
N 5	*at McNeese State	L 10-34
N 12	*Stephen F.Austin	L 19-24
N 19	*at Sam Houston St.	L 10-34

* SLC game

1995 — (4-7, 2-3 SLC)

S 7	Eastern Washington	L 16-34
S 14	TAMU-Kingsville	L 12-40
S 23	at Montana State	L 24-45
S 30	Southern Utah	W 65-15
O 7	Cal State Northridge	W 43-14
O 14	at Cal St. Sacramento	L 3-12
O 21	*at Nicholls	W 35-25
O 28	*at Northwestern St.	W 28-14
N 4	*McNeese State	L 7-28
N 11	*at Stephen F.Austin	L 21-50
N 18	*Sam Houston St.	L 20-26

* SLC game

1996 — (5-6, 2-4 SFL)

A 31	Grand Valley State	W 19-14
S 14	Hofstra	W 28-13
S 21	at E. Washington	L 7-38
S 28	Idaho	W 27-21
O 12	at Southern Utah	L 27-41
O 19	*at Troy State	L 13-24
O 26	*Nicholls	L 36-49
N 2	*Northwestern State	L 0-49
N 9	*at McNeese State	W 16-13
N 16	*Stephen F.Austin	W 31-19
N 23	*at Sam Houston St.	L 17-29

* SLC game

1997-2002
BOB DEBESSE
Head Coach
Bob DeBesse was named head coach in 1997 and spent six seasons at Texas State.

1997 — (5-6, 2-5 SFL)

S 4	Sacramento State	W 24-14
S 13	at Hofstra	L 24-28
S 20	Montana State	W 28-26
O 4	*Troy State	W 31-17
O 18	*at Nicholls	L 28-29
O 11	*at Northwestern St.	L 3-31
O 25	Southern Utah	W 21-7
N 1	*at Stephen F.Austin	L 28-31
N 8	*McNeese State	L 21-31
N 15	*at Jacksonville St.	W 35-27
N 22	*Sam Houston St.	L 30-35

* SLC game

1998 — (4-7, 2-5 SFL)

S 3	Delta State	W 17-10
S 12	at Northern Arizona	L 16-38
S 19	Hofstra	L 3-17
S 26	*Northwestern State	L 10-34
O 3	at Southern Illinois	W 30-25
O 22	*at Troy State	L 17-20
O 29	*Stephen F.Austin	W 14-7
N 7	*at McNeese State	L 0-27
N 14	*Jacksonville State	L 27-33
N 21	*at Sam Houston St.	L 24-31
N 28	*Nicholls	W 28-27

* SLC game

1999 — (3-8, 2-5 SFL)

S 2	Midwestern State	W 45-3
S 11	at South Florida	L 10-17
S 18	*at Stephen F.Austin	L 17-28
S 25	Northern Arizona	L 26-29
O 9	*at Nicholls	W 16-0
O 16	*Troy State	L 17-24
O 23	*at Jacksonville St.	L 10-17
O 30	*at Northwestern St.	L 21-36
N 6	*McNeese State	L 7-10
N 13	Southern Utah	L 28-32
N 20	*Sam Houston State	W 20-14

* SLC game

2000 — (7-4, 5-2 SFL)

A 31	Midwestern State	W 34-13
S 9	Cal State-Northridge	L 13-19
S 16	at Oklahoma State	L 0-23
S 30	at UL-Monroe	W 27-7
O 7	*Nicholls	W 25-0
O 14	*at Troy State	L 7-31
O 21	*Jacksonville State	W 28-24
O 28	*Northwestern St.	W 21-10
N 4	*at McNeese State	L 3-18
N 11	*Stephen F.Austin	W 38-21
N 18	*at Sam Houston	W 24-17

* SLC game

2001 — (4-7, 0-6 SFL)

A. 30	Arkansas-Monticello	W 52-7
S 8	at Missouri	L 6-40
S 15	at Cal St. Northridge	cancelled
S 22	Angelo State	W 10-0
S 29	at Illinois State	W 20-13
O 6	Portland State	W 23-20
O 13	*McNeese State	L 3-21
O 20	*at Jacksonville St.	L 17-38
O 27	*at Nicholls	L 14-33
N 3	*Northwestern State	L 17-20
N 10	*at Stephen F.Austin	L 13-35

N 17	*Sam Houston State	L 13-31
------	--------------------	---------

* SLC game

2002 — (4-7, 1-5 SFL)

A 31	at Minnesota	L 0-42
S 7	TAMU-Kingsville	W 28-21
S 21	Texas Southern	W 17-10
S 28	Southern Utah	W 49-19
O 5	at Portland State	L 0-16
O 12	*at Northwestern St.	L 27-40
O 19	*Nicholls	L 21-24
N 2	*Jacksonville State	W 27-20
N 9	*McNeese State	L 7-47
N 16	*Stephen F.Austin	L 21-30
N 23	*at Sam Houston St.	L 14-20

* SLC game

2003
MANNY MATSAKIS
Head Coach
Manny Matsakis had a 4-8 record in one season at Texas State.

2003 — (4-8, 1-4 SLC)

A 30	at New Mexico	L 8-72
S 6	Angelo State	W 42-7
S 13	at Tulsa	L 15-41
S 20	Cal-Davis	W 34-32
S 27	Southeastern La.	W 38-17
O 4	at Florida Atlantic	L 14-27
O 11	at Southern Utah	L 28-31
O 18	*Northwestern State	L 19-49
O 25	*at Stephen F.Austin	L 27-44
O 30	*McNeese State	L 28-38
N 6	*at Nicholls	L 13-31
N 20	*Sam Houston State	W 49-28

* SLC game

2004-06
DAVID BALIFF
Head Coach
David Bailliff had a 21-15 record in his three seasons at Texas State and led the Bobcats to a Southland Conference co-championship and NCAA Division I-AA playoff berth.

2004 — (5-6, 3-2 SLC)

S 2	Angelo State	W 45-10
S 11	at Baylor	L 17-24
S 18	Southeastern La.	W 31-28
O 2	at Appalachian St.	L 34-41
O 9	Florida Atlantic	L 13-20
O 16	at Cal Poly	L 21-38
O 23	*Stephen F.Austin	W 17-14
O 30	*at McNeese State	W 54-27
N 6	*at Northwestern St.	L 7-44
N 13	*Nicholls	W 35-12
N 20	*at Sam Houston St.	L 9-27

* SLC game

2005 — (11-3, 4-1 SLC CO-CHAMPIONS)

S 3	Delta State	W 32-25
S 10	Southern Utah	W 34-0
S 22	at Texas A&M	L 31-44
O 1	South Dakota State	W 42-12
O 8	*at Southeastern La.	W 30-15
O 15	Okla. Panhandle St.	W 75-7
O 22	*Northwestern St.	W 31-16

O 29	*at Nicholls	L 29-32
N 5	*McNeese State	W 49-7
N 12	*at Stephen F.Austin	W 38-21
N 19	*Sam Houston State	W 26-23
N 26	#Georgia Southern	W 50-35
D 3	#Cal Poly	W 14-7
D 9	#Northern Iowa	L 37-40

* SLC game;
NCAA I-AA Playoff game

2006 — (5-6, 3-3 SLC)

S 2	Tarleton State	W 27-23
S 9	at Kentucky	L 41-7
S 16	Northern Colorado	L 14-13
S 23	at Southern Utah	L 30-21
O 7	*Stephen F.Austin	L 24-13
O 14	*at McNeese State	W 27-17
O 21	*Southeastern La.	W 38-17
O 28	*at Northwestern St.	L 19-10
N 2	*Nicholls	L 21-19
N 9	Texas Southern	W 41-21
N 16	*at Sam Houston St.	W 28-21

* SLC game

2007-Present
BRAD WRIGHT
Head Coach
A former Bobcat player, Brad Wright took over the reins of the Texas State football program in 2007 and has a 19-16 record after leading the Bobcats to their first outright conference championship since 1982, back-to-back winning seasons for the first time since 1991 and a berth into the NCAA FCS Playoffs for the second time in four seasons. Wright also has coached two All-America players.

2007 — (4-7, 3-4 SLC)

S 1	Cal Poly	W 38-35
S 8	Abilene Christian	L 27-45
S 15	at Baylor	L 27-34
S 22	at South Dakota State	L 3-38
O 6	*McNeese State	L 20-41
O 11	*at Central Arkansas	L 21-63
O 20	*Stephen F.Austin	W 52-29
O 27	*at Northwestern St.	W 20-17
N 3	*Southeastern La.	W 45-31
N 10	*at Nicholls	L 28-52
N 15	*Sam Houston State	L 28-29

* SLC game

2008 — (8-5, 5-2 SLC CHAMPIONS)

A 28	Angelo State	W 21-14
S 6	at SMU	L 36-45
S 20	at Northern Colorado	W 38-35
S 27	Southern Utah	L 20-34
O 4	Texas Southern	W 63-39
O 11	*McNeese State	W 45-42
O 18	*at Central Arkansas	L 24-31
O 25	*Stephen F.Austin	W 62-21
N 1	*at NW State (ot)	L 31-34
N 8	*Southeastern La.	W 38-24
N 15	*Nicholls	W 34-10
N 22	*at Sam Houston St. (ot)	W 45-42
N 29	# at Montana	L 13-31

* SLC game;
NCAA Division I FCS Playoff game

YEAR-BY-YEAR RESULTS

2009 — 7-4

S 5	Angelo State	W	48-28
S 19	at #15 TCU	L	21-56
S 26	Texas Southern	W	52-18
O 3	at Southern Utah	L	16-38
O 10	*Southeastern La. (ot)	L	50-51
O 17	*at Nicholls	W	34-28
O 24	*at Northwestern State	W	20-17
O 31	*#11 Stephen F.Austin	W	28-7
N 7	*at #19 Central Arkansas	W	27-24
N 14	*#10 McNeese State	L	27-30
N 21	*Sam Houston State	W	28-20

* SLC game



Head coach Brad Wright led Texas State to 19 wins and two consecutive national rankings in 2008 and 2009.

TEXAS STATE IN OVERTIME GAMES

Date	Opponent	Number of Overtimes	Result	Score
10-26-96	Nicholls	5	L	36-49
09-09-00	Cal State-Northridge	1	L	13-19
09-18-04	Southeastern Louisiana	2	W	31-28
10-29-05	at Nicholls	1	L	29-32
11-19-05	Sam Houston State	1	W	26-23
12-09-05	Northern Iowa	1	L	37-40
11-01-08	Northwestern State	1	L	31-34
11-22-08	Sam Houston State	1	W	45-42
10-10-09	Southeastern Louisiana	1	L	50-51

TEXAS STATE ALL-TIME YEAR BY-YEAR RECORD

Year	Overall Record	Conference Record
1904	5-1	
1905	no scores reported	
1906	no scores reported	
1907	no scores reported	
1908	no scores reported	
1909	0-1	
1910	0-1	
1911	no scores reported	
1912	no scores reported	
1913	0-1	
1914	no scores reported	
1915	0-1	
1916	0-2	
1917	no scores reported	
1918	0-1	
1919	4-4	
1920	4-2-1	
1921	7-0	TIAA Champions
1922	3-3	
1923	4-4	
1924	4-4	
1925	2-6	
1926	7-2	second place, TIAA
1927	4-4-1	second place, TIAA
1928	2-7	
1929	6-1-2	TIAA Champions
1930	5-1-3	
1931	4-4	
1932	5-3	second place, Lone Star Conference
1933	7-1-1	second place, Lone Star Conference
1934	2-7-1	fifth place, Lone Star Conference
1935	2-7	fourth place, Lone Star Conference
1936	2-5-1	fourth place, Lone Star Conference
1937	6-4	third place, Lone Star Conference
1938	0-8	fifth place, Lone Star Conference
1939	3-5-2	fifth place, Lone Star Conference
1940	3-5-1	fifth place, Lone Star Conference
1941	4-4	second place, Lone Star Conference
1942	3-4-1	t-second place, Lone Star Conference
1943	Did not Play due to WW II	
1944	Did not Play due to WW II	
1945	Did not Play due to WW II	
1946	6-2-2	fourth place, Lone Star Conference
1947	5-4	third place, Lone Star Conference
1948	8-1	Lone Star Conference Champions
1949	3-6-1	third place, Lone Star Conference
1950	6-3	t-second place, Lone Star Conference
1951	6-3-1	t-second place, Lone Star Conference
1952	7-2	t-second place, Lone Star Conference
1953	5-4	third place, Lone Star Conference
1954	6-3-1	Lone Star Conference Co-Champions
1955	6-1-2,	Lone Star Conference Co-Champions
1956	6-3	third place, Lone Star Conference
1957	4-6	fourth place, Lone Star Conference

Year	Overall Record	Conference Record
1958	5-5	fifth place, Lone Star Conference
1959	4-6	seventh place, Lone Star Conference
1960	2-8	t-seventh place, Lone Star Conference
1961	4-5-1	sixth place, Lone Star Conference
1962	8-2	second place, Lone Star Conference
1963	10-0	Lone Star Conference Champions
1964	8-2	third place, Lone Star Conference
1965	8-2	second place, Lone Star Conference
1966	7-2-1	second place, Lone Star Conference
1967	9-1	second place, Lone Star Conference
1968	5-5	fifth place, Lone Star Conference
1969	3-6	t-fourth place, Lone Star Conference
1970	6-5	t-fifth place, Lone Star Conference
1971	8-1-1	Lone Star Conference Champions
1972	7-3	t-second place, Lone Star Conference
1973	4-6	t-sixth place, Lone Star Conference
1974	6-4	t-third place, Lone Star Conference
1975	7-3	third place, Lone Star Conference
1976	5-5	t-third place, Lone Star Conference
1977	5-4	t-third place, Lone Star Conference
1978	6-4	t-fifth place, Lone Star Conference
1979	7-4	t-fifth place, Lone Star Conference
1980	8-3	Lone Star Conference Champions
1981	13-1	Lone Star Conference Champions
1982	14-0	Lone Star Conference Champions
1983	9-2	Lone Star Conference Co-Champions
1984	7-4	Gulf Star Conference
1985	3-8	Gulf Star Conference
1986	4-7	Gulf Star Conference
1987	4-7	fifth place, Southland Conference
1988	4-7	sixth place, Southland Conference
1989	5-6	third place, Southland Conference
1990	6-5	third place, Southland Conference
1991	7-4	T-fourth place, Southland Conference
1992	5-5-1	sixth place, Southland Conference
1993	2-9	eighth place, Southland Conference
1994	4-7	seventh place, Southland Conference
1995	4-7	T-third place, Southland Conference
1996	5-6	sixth place, Southland Conference
1997	5-6	T-sixth place, Southland Conference
1998	4-7	T-sixth place, Southland Conference
1999	3-8	sixth place, Southland Conference
2000	7-4	T-second place, Southland Conference
2001	4-7	seventh place, Southland Conference
2002	4-7	seventh place, Southland Conference
2003	4-8	T-fourth place, Southland Conference
2004	5-6	third place, Southland Conference
2005	11-3	Southland Conference Co-Champions
2006	5-6	fourth place, Southland Conference
2007	4-7	T-fourth place, Southland Conference
2008	8-5	Southland Conference Champions
2009	7-4	third place, Southland Conference
Overall Record	480-396-26	

BOBCAT STADIUM RECORDS

TEAM RECORDS

Points Scored	75 vs. Panhandle State	Oct. 15, 2005
First Downs	33 by Texas Southern	Oct. 4, 2008

RUSHING

Rushing Plays	84 vs. Cal-Davis	Nov. 27, 1982
Net Rushing Yards	487 vs. Prairie View A&M	Nov. 9, 1991

PASSING

Passes Attempted	65 by Texas Southern	Oct. 4, 2008
Passes Completed	38 by Texas Southern	Oct. 4, 2008
Passes Intercepted	6 by Lamar	Sept. 4, 1982
	6 by Angelo State	Nov. 6, 1982
Net Passing Yards	481 by Texas Southern	Oct. 4, 2008

TOTAL OFFENSE

Total Offensive Yards	685 vs. Prairie View A&M	Nov. 9, 1991
Total Offensive Plays	106 by Texas Southern	Oct. 4, 2008

FUMBLES

Fumbles	7 vs. Jacksonville	Nov. 28, 1981
	7 by Texas A&I	Nov. 19, 1983
	7 vs. Northwestern State	Nov. 2, 1985
Fumbles Lost	7 vs. Northwestern State	Nov. 2, 1985

PENALTIES

Penalties	15 vs. Southern Utah	Sept. 10, 2005
Penalty Yards	158 vs. Prairie View A&M	Sept. 5, 1981

INDIVIDUAL STADIUM RECORDS

RUSHING

Attempts	41 by Claude Mathis vs. SFA	Nov. 16, 1996
Net Yards	310 by Claude Mathis vs. SFA	Nov. 16, 1996
Touchdowns	4 by Eric Cobble vs. Howard Payne	Oct. 9, 1982

PASSING

Attempts	64 by Bobby Reid (Texas Southern)	Oct. 4, 2008
Completions	38 by Bobby Reid (Texas Southern)	Oct. 4, 2008
Interceptions	5 by Slade Sherrod (Angelo State)	Nov. 6, 1982
Net Yards	481 by Bobby Reid (Texas Southern)	Oct. 4, 2008
Touchdowns	5 by Mark Hudson (Nicholls)	Oct. 25, 1986

RECEIVING

Receptions	14 by Bo Gillard (Prairie View)	Nov. 9, 1991
Yards	197 by Terrance Hatton vs. S. Utah	Sept. 30, 1995
Touchdowns	3 by Mark Carrier (Nicholls)	Oct. 25, 1986
	3 by Dameon Williams vs. Ga. Southern	Nov. 26, 2005

BOBCAT STADIUM ATTENDANCE RECORDS

TOP 10 SEASON ATTENDANCE AVERAGES

Rk.	Year	Games	Attendance	Average
1.	2006	6	77,314	12,886
2.	2005	10	128,751	12,875
3.	1983	5	63,389	12,677
4.	2009	6	74,930	12,488
5.	2000	6	74,503	12,417
6.	1982	7	82,778	11,826
7.	1984	4	46,752	11,688
8.	2007	6	68,449	11,408
9.	2008	6	67,348	11,225
10.	2004	5	55,819	11,164

ANNUAL SINGLE SEASON ATTENDANCE AVERAGES

Year	Record	Pct.	Total Attendance	Average
1981	6-1	.833	76,710	10,958
1982	7-0	1.000	82,778	11,826
1983	5-0	1.000	63,389	12,677
1984	3-1	.750	46,752	11,688
1985	2-3	.400	41,288	8,257
1986	2-3	.400	47,700	9,540
1987	1-4	.200	44,466	8,893
1988	1-4	.200	42,228	8,457
1989	3-3	.500	44,376	7,396
1990	3-2	.600	44,346	8,869
1991	3-2	.600	42,884	8,577
1992	2-3	.400	42,641	8,528
1993	1-4	.200	33,897	6,776
1994	4-4	.500	59,247	7,406
1995	2-4	.333	35,508	5,918
1996	4-2	.667	35,830	5,972
1997	4-2	.667	60,241	10,041
1998	3-3	.500	37,991	6,332
1999	2-4	.333	47,484	7,918
2000	5-1	.833	74,503	12,417
2001	3-3	.500	64,044	10,674
2002	4-2	.667	58,651	9,775
2003	4-2	.667	63,046	10,508
2004	4-1	.800	55,819	11,164
2005	9-1	.900	128,751	12,875
2006	3-3	.500	77,314	12,886
2007	3-3	.500	68,449	11,408
2008	3-3	.500	67,348	11,225
2009	4-2	.667	74,930	12,488
Totals	100-70	.589	1,587,681	9,680

LARGEST SINGLE GAME BOBCAT STADIUM CROWDS

Rk.	Date	Opponent	Score	Attend.
1.	Nov. 21, 1981	Texas A&M-Kingsville	L, 14-21	16,600
2.	Nov. 6, 1982	Angelo State	W, 42-16	16,200
3.	Dec. 9, 2005	Northern Iowa	L, 40-37	15,712
4.	Dec. 3, 2005	Cal Poly	W, 14- 7	15,411
5.	Sept. 2, 2006	Tarleton State	W, 27-23	15,388
6.	Nov. 19, 2005	Sam Houston	W, 26-23	15,288
7.	Oct. 29, 1983	East Texas State	W, 44-21	14,616
8.	Sept. 8, 1984	Texas A&M-Kingsville	W, 28- 0	14,421
9.	Sept. 4, 1997	Sacramento State	W, 24-14	14,164
10.	Sept. 5, 2009	Angelo State	W, 48-28	14,116
11.	Nov. 3, 1984	Stephen F.Austin	W, 24- 7	14,057
12.	Aug. 30, 2008	Angelo State	W, 21-14	13,952
13.	Oct. 31, 2009	Stephen F. Austin	W, 28- 7	13,926
14.	Oct. 22, 2005	Northwestern State	W, 31-16	13,852
13.	Oct. 15, 2005	Panhandle State	W, 75- 7	13,787
14.	Nov. 11, 2000	Stephen F.Austin	W, 38-21	13,689
15.	Oct. 7, 2006	Stephen F.Austin	L, 13-24	13,482
16.	Nov. 11, 2006	Texas Southern	W, 41-21	13,471
17.	Aug. 31, 2000	Midwestern State	W, 34-13	13,434
18.	Oct. 23, 2004	Stephen F.Austin	W, 17-14	13,323
19.	Sept. 24, 1988	Stephen F.Austin	L, 10-27	13,223
20.	Oct. 6, 2007	McNeese State	L, 41-20	13,171
21.	Sept. 18, 2004	Southeastern Louisiana	W, 31-28	13,114
22.	Sept. 21, 2002	Texas Southern	W, 17-10	13,075
23.	Oct. 21, 2000	Jacksonville State	W, 28-24	13,072
24.	Nov. 14, 2009	McNeese State	L, 27-30	13,013
	Sept. 15, 1987	Texas A&M-Kingsville	L, 0-20	13,013
26.	Sept. 1, 2007	Cal Poly	W, 38-35	13,007

THE TEXAS STATE UNIVERSITY SYSTEM

The Texas State University System has a long and illustrious history in Texas. In fact, it is the oldest and third largest higher education system in the Lone Star State.

Beginning as an administrative means to consolidate the support and management of state teacher colleges, the System has evolved into a network of higher education institutions stretching from the Texas–Louisiana border to the Big Bend region of far West Texas.

Today, eight System components offer a broad range of academic and career pathways. Throughout the System are professionals committed to preparing students for working and contributing to an increasingly global society. The academic and professional programs offered help students learn to make sound decisions in life and to become contributors in their communities.

Each university, college and institute within the Texas State University System is unique.

Three of the member institutions are members of the Southland Conference. They are Texas State University-San Marcos, Sam Houston State University and Lamar University.

The other five member institutions of the System are: Lamar Institute of Technology, Lamar State College-Orange, Lamar State College-Port Arthur, Sul Ross State University and Sul Ross State University Rio Grande College.

The Texas State University System is governed by a nine member Board of Regents appointed by the Governor. In addition, a nonvoting student regent is appointed annually to the Board. The administration, which is headed by a board-appointed Chancellor, is based in Austin where it provides support to the System components and state government.

The Board of Regents are: Ron Blatchley (Chairman), Charles Amato (Vice-Chairman), Kevin J. Lilly, Ron Mitchell, David Montagne, Trisha S. Pollard, Michael Truncale and Donna N. Williams. Christopher Covo, a student at Texas State, serves as the Student Regent.



DR. BRIAN MCCALL
Chancellor

Brian McCall, Ph.D., is Chancellor of The Texas State University System, the oldest and third-largest university system in Texas, comprising eight universities and colleges with more than 72,000 students and 15,000 faculty and staff.

McCall previously served in the Texas House of Representatives, first elected in 1991 to represent the areas of North Dallas, Frisco, Allen and Plano. As a Representative, he served as Chairman of the House Calendars Committee and as a member of the Higher Education and Culture, Recreation and Tourism committees. *Texas Monthly* magazine named McCall one of the “10 Best” legislators for the 2009 legislative session.

McCall wrote and passed one of the largest tax-cut bills in the history of Texas and during his last session secured \$5 million in funding for The University of Texas at Dallas’ Center for Values and Medicine. Other legislative accomplishments include authoring and passing key bills in the areas of health care, biotechnology, high technology, identity theft and tax, and tax and budget policy.


McCall is President of Westminster Capital Corporation, an investment firm focused on acquisitions primarily in software and technology. He also serves as an advisor to Quest Network Business Solutions and, along with his brother, David, operates Snow Hill Farm north of Dallas.

McCall holds a bachelor’s degree from Baylor University, a master’s degree from Southern Methodist University, spent a year as a visiting post-graduate student at Oxford University, and earned a doctor of philosophy degree from University of Texas at Dallas.


A long-time civic and community volunteer, McCall is founder and Chairman of the Board of The Empowerment Project, a non-profit organization which

has sent more than \$10 million worth of math and science books to disadvantaged schools in the Republic of South Africa, and helped construct a library in Vietnam through the Libraries of Love organization. The Empowerment Project also raised more than \$350,000 to provide direct support for the medical needs of children in North Texas.


BOARD OF REGENTS




Ron Blatchley
Chairman
Bryan/College Station




Charles Amato
Vice-Chairman
San Antonio



Kevin J. Lilly
Houston




Ron Mitchell
Horseshoe Bay




David Montagne
Beaumont



Trisha S. Pollard
Bellaire



Michael Truncale
Beaumont



Donna N. Williams
Arlington



Christopher Covo
Texas State Student

Texas State University-San Marcos is a doctoral-granting university located in the burgeoning Austin-San Antonio corridor. It is the largest campus in the Texas State University System and the fifth largest in the state.

Texas State's 30,816 students choose from 97 bachelor's, 89 master's and nine doctoral degree programs offered by the following colleges: Applied Arts, McCoy College of Business Administration, Education, Fine Arts and Communication, Health Professions, Liberal Arts, Science, University College and the Graduate College.

Texas State students come from around the globe, and our student body is diverse. Thirty-five percent of Texas State students are ethnic minorities. In fact, Texas State is ranked 20th in the nation for the number of degrees we grant to Hispanic undergraduates.

LOCATION

Texas State's main campus is in San Marcos, a growing community of 50,000 people about halfway between Austin and San Antonio. Located on the edge of the Texas Hill Country, where black land prairies roll into beautiful hills, Texas State enjoys a setting that is unique among Texas universities.

The beauty of the crystal-clear San Marcos River and the stately cypress and pecan trees on the campus add to the charm of the university's picturesque setting. Our location on the banks of the San Marcos River provides recreational activities for students throughout the year.

Since 2005, Texas State has also offered bachelor's and graduate-level courses in Round Rock, Texas, at the Round Rock Higher Education Center (RRHEC), located north of Austin. More than 1,700 students are enrolled at the RRHEC.

SAN MARCOS CAMPUS

As the university's student population has grown — from 303 in 1903 to 30,816 in 2009 — our San Marcos campus, too, has expanded. Today it consists of a 457-acre main campus and 4,777 additional acres in recreational, instructional, farm and ranch land.

The Texas State campus is as diverse as the students who live and learn here. Our hilly campus is home to 225 buildings. Some, like Old Main, are as old as the university itself. Others, such as the brand-new McCoy Hall, with flat screen monitors rather than bulletin boards, and the Mitte Complex, which contains a high-tech clean room and microchip fabrication lab, are cutting-edge facilities.


At the Aquarena Center on the Texas State campus, you can see the second-largest springs in Texas through the floor of a glass-bottom boat. These springs feed the San Marcos River and are home to eight endangered species, including the Texas Blind Salamander. In fact, as the site of the Aquarena Center, River Systems Institute and Edwards Aquifer Research and Data Center, our campus is one of the best places in the world to study aquatic ecosystems and species.

HISTORY

Authorized by the Texas Legislature in 1899, Southwest Texas State Normal School opened its doors in 1903. Over the years, the Legislature broadened the institution's scope and changed its name, in succession, to Normal College, Teachers College, College, University, and in 2003 to Texas State University-San Marcos. Each name reflects the university's growth from a small teacher preparation institution to a major, multipurpose university. Texas State's original mission was to prepare Texas public school teachers. It became renowned for carrying out this mission, but today it does far more.

THE TEXAS STATE UNIVERSITY SYSTEM

Texas State became part of The Texas State University System in 1911. That System is governed by a nine-member Board of Regents. Other components in the System include Lamar University-Beaumont, Lamar University Institute of Technology, Lamar College-Orange, Lamar College-Port Arthur, Sam Houston State University, Sul Ross State University and Sul Ross State University Rio Grand College



The first president of Texas State was Mr. T.G. Harris, who served from 1903 to 1911. He was followed by Dr. C.E. Evans, 1911-1942; Dr. J.G. Flowers, 1942-1964; Dr. James H. McCrocklin, 1964-1969; Dr. Leland E. Derrick, 1969; Dr. Billy Mac Jones, 1969-1973; Mr. Jerome C. Cates, 1973-1974; Dr. Lee H. Smith, 1974-1981; Mr. Robert L. Hardesty, 1981-1988; Dr. Michael L. Abbott, 1988-1989; Dr. Jerome Supple, 1989-2002, and Dr. Denise M. Trauth, 2002- present.

NATIONAL RECOGNITION

Following is a selection of successes within each of Texas State University's academic colleges as well as some of the many "Points of Pride" for Texas State.

Texas State's Mathworks program has been ranked among the top six mathematics programs in the nation eight times by the American Math Society Epsilon Fund.

Texas State's Center for the Study of Latino Media and Markets hosted the second annual International Conference on Spanish-Language and Other Latino-oriented Media in 2009.

The National Council for Geographic Education's Journal of Geography recognized the undergraduate program in geography as the best in the nation. Because of its stellar reputation, the Department of Geography is the largest in the United States.

Graphic Design USA magazine recognized the communication design program in June 2007 when it listed Texas State among the 29 "Select Top U.S. Graphic Design Schools." Texas State was the only Texas school on the list and one of only a few public universities. Others honored were renowned private art and design schools, including Parsons, the Ringling College of Art and Design, and the Rhode Island School of Design.

The Association of Teacher Educators has recognized the teacher preparation program as one of the top three in the United States.

Hispanic Outlook ranks Texas State 13th in the nation for the number of bachelor's degrees awarded to Hispanic students.

The Southwest Regional Humanities Center at Texas State is one of nine such centers in the United States. It is a national center for education, research, public outreach and preservation of the history, culture and ecology of the U.S. Southwest.

ACADEMIC DILIGENCE

Students in the Biology Department are working with five Texas universities and two Texas zoos to protect wildlife throughout the state.

During the 2009-2010 academic year, Texas State juniors and seniors enrolled in upper-level biochemistry courses analyzed and annotated genomes of various microorganisms as part of the Microbial Genome Annotation Research Program being coordinated by the U.S. Department of Energy's Joint Genome Institute.

The University Honors Program offers students the chance to take charge of their own education and seek their own intellectual challenges.

Through this program, students enjoy small, stimulating classes taught by master teacher-scholars who employ innovative teaching methods. Students pursue independent projects or cutting edge research working closely with faculty and produce an honors thesis on the subject of their choosing.

Texas State has the fifth-highest retention and graduation rate of public universities in the state.

In 2009-10, Texas State had a record 52 student-athletes earn their bachelor's degrees. In addition, more than 100 student-athletes, Strutters, cheerleaders and student trainers maintained a grade point average of 3.5 and above in the 2009 spring and fall semesters, while another 166 student-athletes were to the Southland Conference Commissioner's Honor Rolls, maintaining a 3.0 GPA.

The McCoy College of Business Administration is among the small number of U.S. business schools accredited by AACSB International - The Association to Advance Collegiate Schools of Business.

Texas State's College of Health Professions is one of a few in the United States that has achieved national accreditation for degree programs ranging from undergraduate to doctoral.

NEW AND INNOVATIVE PROGRAMS

The Department of Anthropology operates the largest outdoor forensic laboratory in the world, the Forensic Anthropology Research Facility at the Freeman Ranch.

Texas State's Sleep Center is accredited by the American Academy of Sleep Medicine.

In 2008, the Center for Migrant Education received its second multimillion-dollar grant from the U.S. Department of Education to run the Migrant Education Coordination Support Center.

In August 2008, the School of Social Work graduated its first online master's degree students.

The Ingram School of Engineering offers manufacturing engineering, industrial engineering, and electrical engineering programs.

In summer 2008, Texas State launched a new graduate program in which students can become doctors of physical therapy.

Texas State offers undergraduate and graduate courses at the Round Rock Higher Education Center (RRHEC). With approval from the Texas Higher Education Coordinating Board, the RRHEC will be home to Texas State's School of Nursing, scheduled to open in 2010.

The School of Music's sound recording technology program, housed in the historic Fire Station Studios, is the only degree program of its kind in the Southwestern United States.

Texas State's athletics training program was the first one in Texas certified by the Commission on Accreditation of Athletic Training Educators.

SUPERIOR GRADUATE PROGRAMS

The master of applied geography degree program was the first in the nation.

The American Historical Association ranks the master of arts in history program among those in the top 15 percent of American universities for the number and quality of students it prepares for doctoral programs at prestigious schools.

The Endowed Chair in Creative Writing brings first-rank novelists and poets to the department for a year at a time. Chair holders have included novelists Tim O'Brien, Denis Johnson, Leslie Marmon Silko, and Barry Hannah and poets Ai and Li Young Lee.

The Communication Disorders master's program offers a bilingual speech-language pathology specialty. It was the 14th program of its kind established in the United States.

The Texas Higher Education Coordinating Board praised Texas State for developing doctoral programs built on already successful undergraduate and graduate programs.

WORLD-CLASS RESEARCH

Texas State received a \$4 million grant in 2008 from the Texas Emerging Technology Fund to operate and staff a center for the research, development and commercialization of multifunctional materials.

Geography professor Alberto Giordano leads a multi-national team in a study of geographical phenomena of the Holocaust, funded by a \$430,000 grant from the National Science Foundation.

Honors students Kellie Beiker and Amanda Gregory collaborated with Texas State physics professors Donald Olson and Russell Doescher on astronomical research that revealed most historians have misdated Caesar's invasion of Britain. Their work was described in the August 2008 issue of *Sky & Telescope*.

As the site of Aquarena, the River Systems Institute and Edwards Aquifer Research and Data Center, the Texas State campus is one of the best places in the world to study aquatic ecosystems and species.

Walt Trybula, director of the Nanomaterials Application Center at Texas State, was named one of just 56 Fellows of the International Society for Optical Engineering for driving the industry effort behind the rapid implementation of immersion lithography, a process used in semiconductor manufacturing.

Kim Rossmo, a research professor in the Department of Criminal Justice and the university's endowed chair in criminology, developed a methodology that has been used by the FBI, ATF and Scotland Yard to help solve thousands of crimes. At Texas State, he applies his methodology to research projects on a range of topics, from counterterrorism to disease control.

Cambridge-educated scientist Terry Golding holds the university's endowed chair in materials science and engineering. He leads a multifunctional materials initiative that develops enhanced-efficiency infrared sensors for use in U.S. military night-vision devices and chemical agent detectors.

Chemistry professor Ben Martin received the CAREER grant from the National Science Foundation in 2008 in recognition of his work in solid-state chemistry and his potential impact on the field in the future. Martin is the second Texas State professor to receive this prestigious grant.

UNIQUE CAMPUS AMENITIES

Aquarena is home to one of Texas State's most beautiful natural features — crystal-clear springs that feed the San Marcos River. The river meanders through campus and San Marcos and provides a home to several endangered species.

The 3,485-acre Freeman Ranch, bequeathed to the university by Harry Freeman, is used by Texas State students for farm, ranch, game management, educational and experimental purposes.

Texas State's Mitte Complex, named for alumni donors Roy F. and Joann Cole Mitte, houses a state-of-the-art clean room in its microchip fabrication facility. Both undergraduate and graduate students use the facility to train for careers in the high-tech industry.

The Wittliff Collections, housed in Texas State's Alkek Library, include the Southwestern Writers Collection, which preserves and exhibits the literary papers and artifacts of principal writers, filmmakers and musicians, and the Southwestern & Mexican Photography Collection, which houses the largest archive of modern and contemporary Mexican photography in the United States.

The Katherin Anne Porter Literary Center serves as a writer's residence and site for lectures and seminars by Texas State's Master of Fine Arts in Creative Writing program. The home is a National Literary Landmark.



DR. DENISE M. TRAUTH

President

B.A., College of Mount St. Joseph

M.A., The Ohio State University

Ph.D., University of Iowa

Since Denise M. Trauth was named the ninth president at Texas State University-San Marcos in June 2002, the university has achieved many milestones, including:

- Record enrollment every fall (30,803 for Fall 2009), making Texas State one of the 50 largest public universities in the U.S.
- The largest private gift in university history, \$20 million from Emmett and Miriam McCoy of San Marcos to support the college of business administration that now bears the couple's names.
- A new university mission statement, new shared values, new university goals, a University Plan to guide academic development through 2012, and a Campus Master Plan for development of facilities through the year 2015.
- A gift of 101 acres of prime land from the Avery Family for the University's Round Rock Higher Education Center. The first building, the Avery Building, opened in 2005, and the second, the Nursing Building, opens this fall.
- A new nursing program, launched by a \$6 million gift from the St. David's Community Health Foundation in 2006. The first class of 100 junior-level students starts classes this fall.
- The Ingram School of Engineering made possible through a \$5 million gift from Bruce and Gloria Ingram of New Braunfels, with an additional \$2 million gift added later.
- A strong beginning on fundraising for the Performing Arts Center with an \$8 million gift from Patti Harrison of Wimberley.
- Major gifts from Jerry and Linda Fields of Houston totaling \$9.1 million, including \$6 million to athletics, which honored them with their name on the West Side Complex of Bobcat Stadium.
- New campus facilities including Bobcat Stadium Expansion Phase 1a, Bobcat Baseball/Softball Stadium Improvements, the Student Recreation Center expansion, Concho Green, improvements to the North LBJ bus loop, San Marcos and San Jacinto residence halls, Bobcat Village, the Student Health Center, the Mitte Complex, the End Zone Complex at Bobcat Stadium, expansion of Strahan Coliseum, McCoy Hall and its parking garage, and the Speck Street and Matthews Street parking garages. In addition to the Nursing Building in Round Rock, two facilities in San Marcos – the Matthews Street Parking Garage and a major expansion of the Family and Consumer Sciences Building open this fall. The new Undergraduate Academic Center is currently under way.
- An increase in the number of full-time faculty from 694 to 1,030.
- Increased diversity in the student body. One-third of Texas State students are now ethnic minorities, and the university expects to become a Hispanic Serving Institution this fall.
- Expanded curriculum with the addition of electrical engineering and nursing, and new doctorates in aquatic resources, physical therapy, mathematics education, and criminal justice.

- An increase in research expenditures from \$19 million to \$28 million.
- Initiation of the Common Experience, an annual campus-wide focus for classroom discussion, performing arts, exhibitions, invited speakers, and community involvement. This year's theme is "Sustainability: Science, Policy and Opportunity."

In addition to her on-campus responsibilities, President Trauth is a member and former president of the Austin Area Research Organization, a member of the Austin Chamber of Commerce Executive Committee and Board, serves on the Board of Trustees of the Southwest Research Institute and is a member of the Philosophical Society of Texas.

She also serves on the boards of the United Way Capital Area Community, The Austin Leadership Forum, KLRU and E3 Alliance, and is a former member of The University of Texas at Austin's Donald D. Harrington Fellows Program Board. She is a member of the Board of Trustees of the Southern Association of Colleges and Schools Commission on Colleges and is past chairman of the Texas Council of Public University Presidents and Chancellors and of the Texas International Education Consortium.

Dr. Trauth came to Texas State from the University of North Carolina at Charlotte, where she served as provost. She has also held academic and administrative positions at Bowling Green State University and the University of Tulsa.

She is married to Dr. John Huffman, professor emeritus at Bowling Green and UNC Charlotte. They have two daughters and four grandchildren.



Texas State University President Denise Trauth presents the President's Excellence Award to Patti Harrison prior to a performance of Beautiful, Beautiful World: Musical Revue on the Texas State campus. Harrison presented the university with the lead gift to launch fundraising for the new Performing Arts Center, which will showcase student talent and help the university attract talented students in the future.



DR. LARRY TEIS

**Athletic Director
TCU, 1988**

As Director of Athletics since 2004, Dr. Larry Teis has led Texas State to unprecedented growth and success. Under his leadership, Texas State has won three Southland Conference Commissioner's Cups, five of the last six SLC Women's All-Sports Trophies, along with several Southland Conference championships and SLC Tournament titles.

In addition, more than 125 student-athletes have graduated and 264 attained a grade point average of 3.0 or higher during the last two years. Texas State's fund-raising efforts have also generated record-setting donations in the past three years and new facilities and renovation projects have totaled over \$56 million.

Facility improvements in 2008-09 included the complete renovation and grand opening of the new Bobcat baseball and softball stadiums. Last year, the Jerry D. and Linda Gregg Fields West Side Complex at Bobcat football stadium added 15 new suites and 450 club seats above the press box for the 2009 season. In the summer of 2010, a new FieldTurf Duraspine Pro system was installed as a new playing surface on Jim Wacker Field.

Facility renovations continue when Texas State moves into a new \$750,000 Athletic Academic Center for the fall semester and a ground-breaking ceremony for a new track and field facility will be held on September 11, 2010. In addition, the school will begin the planning and design of a North End Zone Complex that will add 8,000-10,000 seats to Bobcat Stadium. Construction for the new complex is scheduled to begin in 2011.

These improvements come after new locker rooms were built at the Bobcat Tennis Complex and soccer field. In addition, new video boards were installed in each of the football, volleyball, men's and women's basketball, and baseball/softball facilities in 2007-08.

In 2009-10, Texas State Athletics received a million-dollar gift for the second time in school history when Jerry and Linda Fields donated \$6 million to the program. This came after their gift of \$100,000 help fund Texas State's football season tickets drive for the 2008 season. The first \$1 million gift to the department came from Darren B. Casey in 2008. Furthermore, in 2007-08 corporate sponsorships reached an all-time high in addition to the student government passing an athletic fee, dramatically increasing departmental support for the next five years.

Citing his leadership skills, experience, and values as elements that made him the right fit for the position, Texas State President Denise M. Trauth named Teis the Bobcats' eighth Director of Athletics in March 2004. A member of Texas State's athletic administration since January, 1999, he resides on the President's Council and reports directly to President Trauth.

Teis was honored as the 2005-06 General Sports TURF Systems AD of the Year Division I-AA West Region Winner, presented by the National Association of Collegiate Directors of Athletics. In 2007, he was honored by the All-American Football Foundation with the General Robert R. Neyland Outstanding Athletic Director Award.

After capturing back-to-back Commissioner's Cups during his first two years as the Director of Athletics, Texas State won its third Commissioner's Cup under his direction in 2008-09. Awarded annually to the league institution with the highest combined total of men's and women's all-sports points, the Bobcats won their third Commissioner's Cup trophy after winning five Southland Conference championships, becoming the first SLC School ever to win a football, women's soccer and volleyball championship in the same year. The Bobcats also became the first SLC institution since 1991 to win both the baseball and softball championships in the same season. Additionally, Texas State won a pair of SLC Tournament Championships and had four teams and two individuals participate in the 2008-09 NCAA Tournaments.

In 2009-10, Texas State won Southland Conference championships in soccer, baseball, softball and women's golf. The women's volleyball team won the SLC Tournament and advanced to the NCAA Tournament for the sixth time

and the women's golf team also played in the NCAA Tournament for the second time in the last three years.

Three years ago, the women's basketball team won its first-ever regular season championship and recorded the school's first postseason win with a first-round victory in the Women's National Invitational Tournament, and Joyce Ekworomadu represented the women's basketball team in the national three-point shooting contest at the NCAA Final Four in San Antonio.

In addition to Texas State's overall success on the field, a record number of 74 Bobcat student-athletes earned their bachelor's degrees in 2008-09. The 2008-09 graduation success rate was 78%, the highest in school history. Also, more than 100 student-athletes, Strutters, cheerleaders and student trainers maintained a grade point average of 3.5 and above in the 2008 spring and fall semesters, while an additional 104 student-athletes were named to the Capital One SLC Commissioner's Academic Honor Roll after having maintained a 3.0 GPA.

Last year, 52 more Bobcat student-athletes earned their bachelor's degree. In addition, over 100 student-athletes, Strutters, cheerleaders, student trainers and managers maintained a grade point average of 3.5 and above, and 166 were named to the Capital One SLC Commissioner's Academic Fall and Spring Honor Rolls. Individually, Nick Clark was the first Bobcat football player to be named a finalist for the William Campbell Award (formerly the Draddy Award) in 2007, and Travis Houston was named a semifinalist in 2009 for their outstanding football/academic performance.

The future looks bright for Bobcat Athletics as the NCAA Division I Committee on Athletics Certification announced that Texas State Athletics was certified as operating its athletics program in "substantial conformity with operating principles adopted by the Division I membership" in 2009.

During his first six years, Teis restructured the department's administration with the hiring of key senior administrative staff and five head coaches.

Texas State also restructured its Athletics Academic Center and created a new website for Athletics. Teis has completed and implemented a five-year strategic plan for the department.

In his previous role as associate athletic director for external affairs, he had oversight of several key areas, including game management, marketing, promotions, facilities and ticket sales. Teis was also responsible for the administration of men's and women's golf, baseball and volleyball as well as the Strutters. From 1998-2002, he oversaw the Bobcat Athletic Foundation.

A native of Fort Worth, Teis came to Texas State after spending four years as the director of athletic marketing at TCU. In that position, he developed the marketing plan for all sports at TCU, including facility signage, season ticket campaigns, game day operations, and corporate sponsorships.

Prior to his tenure at TCU, Teis was the assistant director of New Mexico's Lobo Club for three years, working in all aspects of the athletic department's annual fund drive.


Teis has served on several key Southland Conference committees, and is an active member of the local community, including serving on the board of directors of the San Marcos Convention and Visitors Bureau.

He holds a bachelor's degree in marketing from TCU, a master's in sports administration from St. Thomas University of Miami, Fla., and a doctorate in health, physical education and recreation with an emphasis in sports administration from the University of New Mexico.

Teis resides in San Marcos with his wife, Jana, and two daughters, Taylor (17) and Shelby (13).



ATHLETICS ADMINISTRATION



DR. PAUL GOWENS
NCAA Faculty Representative
Baylor, 1965

Dr. Paul Gowens, professor of economics and chair of the Athletic Advisory Council, is in his 11th year as Texas State University's NCAA Faculty Athletics Representative.

In addition to teaching at the university level for over 35 years, Gowens served as dean of Texas State's College of Business Administration from 1984-1999 and as chair of the Department of Finance and Economics from 1980-1984.

He has also served as assistant dean and director of graduate business programs at Texas A&M University at Commerce, Director of the Center for Economic Education at West Texas A&M University, and head basketball coach at Corpus Christi's Flour Bluff High School.

Gowens also spent 15 months in 1987-88 as provost of the ITM/TIEC cooperative education program in Malaysia.

Gowens has served as president of the Texas Council of Collegiate Education in Business, president of the Southwestern Society of Economists, and as a member of the board of directors of the Texas Council on Economic Education. His teaching and research have focused on applying economic theory to business decision-making.

As Texas State's faculty representative, Gowens chaired the initial NCAA Athletics Certification Self-Study Committee which led to the certification of Texas State's athletics program.

Gowens received his bachelor's degree in mathematics and economics in 1965 and his master's in education in 1968 from Baylor University. His Ph.D. in economics was conferred by the University of Mississippi in 1973.

He is married to the former Pat Stinson. They have two adult sons, Ryan and Geoff.



TRAVIS COMER
Associate Athletic Director-Major Gifts
Findlay, 1999

Travis Comer begins his third year as the associate athletic director for major gifts at Texas State. At Texas State, Comer is responsible for the athletic department's fund-raising efforts, which include securing private and corporate financial support for the Bobcats' athletics program.

Comer came to Texas State after serving more than six years as the director of sales and marketing at the University of New Mexico. There, he was responsible for the marketing and promotional campaigns for Lobo athletics, ticket sales and telemarketing campaigns, media sponsorships, university licensing, game day operations, corporate sponsorships and community relations.

Before his stint at New Mexico, he worked two years at ESPN Regional, the multi-media rights holder for South Florida. He increased sponsorships, developed in-game promotions, produced public address scripts, and oversaw the Jr. Bulls Kids Club, sponsor fulfillments and game sponsorships.

He began his career in athletics administration as a ticket office intern at Tulane in 1999. He also served as the interim ticket manager and was responsible for the entire operations of the ticket office, donor relations, daily audits and managing the on-campus merchandise store.

Comer graduated from the University of Findlay in 1999. He also earned a master's degree at New Mexico.

Comer and his wife, Amanda, reside in Kyle and have a son McKay and twins Mason and Katey.



DON CORYELL
Associate Athletic Director-
External Operations
Lamar, 1998

Don Coryell begins his seventh year on the Texas State University athletic department staff. Coryell was named the Associate Athletics Director for External Operations in 2004 after working the previous four seasons at his alma mater, Lamar University.

At Texas State, Coryell is responsible for the athletic department's marketing and promotional campaigns, ticket operations, facilities, university licensing, corporate partnerships and community relations. He is also the athletic department administrator for Texas State's soccer, men's basketball and men's and women's golf programs and the Strutters.

Coryell, a former standout basketball player at Lamar, began his athletic administration career as a marketing specialist for the Cardinals. He was named Assistant Athletic Director for Development at Lamar in 2001.

The Beaumont native was responsible for all external affairs of the department, including fund-raising, marketing, promotions, sponsorships and community relations. Additionally, he served as executive director of the Cardinal Club, the booster group for Lamar Athletics. He successfully headed the Cardinal Club Membership Drive that exceeded its goal of raising \$100,000.

Prior to returning to his alma mater, Coryell spent one season playing professional basketball in Ireland for the Rullman Flyers. He was a member of the all-star team and headed clinics for students from ages 5-18 at over 40 campuses.

A 1998 graduate of Lamar with a bachelor's degree in corporate communication, Coryell was named the team's most valuable player following his senior season. He played two years at Lamar after transferring from Angelina Junior College, where he was a 1996 Academic All-American.

Coryell is involved in several community organizations in the Central Texas area including participating as a Board of Director and Chairman for the Hays County Heartwalk. He and his wife Marci, have one son, Dylan.



TRACY SHOEMAKE
Associate Athletic Director-
Internal Operations/
Senior Woman Administrator
Texas, 1990

Tracy Shoemake begins her seventh year as Texas State's associate athletic director for internal operations and senior woman administrator.

Shoemake oversees the internal operations of the athletic department, including academics, compliance, sports information, student-athlete development, athletic training, strength and conditioning, video and equipment. She is also responsible for the administration of Texas State's volleyball, women's basketball, track and field, cross country and women's tennis programs.

Shoemake joined the Texas State staff from the America East Conference, where she served as the Assistant Commissioner for Compliance from 1997-2004. There, she coordinated all facets of the NCAA governance structure

and legislative process for the league. She also interpreted NCAA rules and regulations for the league's schools, enforced conference policies and processed NCAA secondary violations.

She also handled numerous additional duties, such as being the conference administrator for various America East Conference championships, including men's basketball. She also was the liaison to the league's faculty athletics representatives, senior woman administrators and the conference student-athlete advisory council.

A native of New Braunfels, Shoemake handled compliance for two years at Northeastern prior to joining the America East Conference staff. At Northeastern, she also served as the administrator for various sports programs.

From 1991 to 1995, Shoemake worked at the University of Houston, the first three years in athletics academic counseling and the last in compliance.

Shoemake is in her third year on the NCAA Division I Legislative Council and serves as a liaison to the Division I National Student-Athlete Advisory Committee. She has completed terms on the Division I NCAA Management Council and the NCAA Division I Volleyball Committee. Previously, Shoemake chaired the NCAA Division I Legislative Review Interpretations Committee and served on the NCAA Division I Academics, Eligibility and Compliance Cabinet.

Within the Southland Conference, she is on the Awards Committee, the Championships Committee and is the administrative liaison to SLC volleyball coaches. She also has served as the administrative liaison to the SLC softball coaches and served a term on the Officiating Committee.

A 1990 graduate of the University of Texas with a bachelor's degree in liberal arts, Shoemake earned her master's degree in sports administration at Houston in 1993.



KAREN CHISUM
Assistant Athletic Director-
Head Volleyball Coach
Texas State, 1972

The seventh winningest active head coach in NCAA Division I volleyball, Karen Chisum enters her 31st season at the helm of the Texas State Volleyball program. With 697 career victories to her credit, Chisum has established herself as one of the elite collegiate coaches in America.

In addition to being a highly successful coach, Chisum also has served as an assistant athletic director at Texas State for the past seven years.

Under Chisum's guidance, the Bobcats have won six conference regular season championships and six Southland Conference Tournament championships, the most recent coming in 2009 as the Bobcats advanced to the NCAA Tournament for the seventh time.

The Bobcats' six conference championships under her leadership began with the 1986 Gulf Star Conference crown and also include Southland Conference titles in 1991, 2000, 2003, 2004 and 2008.

In addition to last year's title, Chisum also led Texas State to the Southland Conference Tournament championships in 1991, 1998, 2004, 2005 and 2007 to earn a berth into the NCAA Tournament each year.

For her merits, Chisum has been selected the Southland Conference Coach of the Year in 1991, 2000 and 2003 after earning the same honor in the Gulf Star Conference in 1986.

A Texas State alumnus, Chisum enters the 2010 campaign with a 697-447-3 record during her 30 seasons as head coach, ranking her 15th all-time for most NCAA Division I coaching victories. Her 650th career win came with a three-game sweep over McNeese State in the first round of the Southland Conference Tournament on Nov. 16, 2007, which began Texas State's run to the tournament crown that season. Chisum earned her 600th career win with a sweep of Morgan State in the first match of the season on Sept. 2, 2005.

Chisum has coached numerous athletes who have received all-conference honors with the Bobcats, including three last season – Jessica Weynand, Amber Calhoun and Mo Middleton. Chisum has coached 20 All-SLC First-Team players

during her career. Overall, 80 of her players have received all-conference honors, 68 of which have been in the Southland Conference.

She also coached three Conference Players of the Year performers. Kim Wells-Lauwers won the award for the Gulf Star Conference in 1986, while Stephanie Winn-Lane and Shenequa Bedford were named Southland Conference Players of the Year in 1991 and 2000, respectively.

Chisum has also tutored three SLC Newcomer of the Year selections, as Kristy Braun-Rioux won the honor in 1991, Krisha Neimann-Crosley in 1993 and Jennifer Dallao in 1999.

Several of Texas State's players have garnered all-conference honors in multiple seasons. In 1997, Crosley became just the fourth player in Southland Conference history and first Texas State player to earn All-Conference honors all four years. She earned All-SLC First-Team honors as a freshman and sophomore and was a Second-Team selection as both a junior and senior.

As proud as she is of her players' honors and accomplishments on the court, Chisum takes a great deal of pride in that her players also excel in the classroom and in the community.

Krystal Kolkhorst embodied Chisum's ideals as she was named to the ESPN The Magazine CoSIDA Academic All-America Third-Team, the SLC Setter of the Year and SLC Tournament MVP in 2004. She also earned the SLC's Scholar Athlete of the Year award in 2004.

Her devotion to academic success for her players is evident. A total of 33 different Bobcats have earned SLC All-Academic honors on 52 occasions under Chisum's direction, including Melinda Cave's selection in 2009.

As a squad, the volleyball team has won the Emmitt P. Shelton Academic Excellence Award three times, including both 2004-05 and 2005-06. The award is given annually to the top Texas State men's and women's athletic teams with the highest cumulative grade point average among Bobcat teams.

Chisum's career as a volleyball coach began as an assistant at Goodnight Middle School in San Marcos. She moved up in the coaching ranks when she was named an assistant at San Marcos High School before becoming the head coach at New Braunfels High School. Chisum led the Unicorns to a Class 3-A State Runner-Up finish in 1976, coaching former Texas volleyball and basketball standout Nell Fortner, who later served as head coach of the 2000 USA Olympic team that won a Gold Medal and is currently the head women's basketball coach at Auburn. In 1980, Chisum was named Texas State's fifth head volleyball coach.

Chisum's influence in volleyball reaches far beyond Texas State. She serves as a member of both the NCAA and American Volleyball Coaches Association voting committees for regional and national rankings. She also has been a teaching clinician for various volleyball programs and camps throughout the United States.

In 1994, Chisum became the first female to be accepted for membership in the "T" Association's Hall of Honor. During her intercollegiate days at Texas State, Chisum played on the softball and tennis teams. Induction into the Hall of Honor is the highest award a letter winner at Texas State can receive.

"It was a great honor and a personal highlight for me," reflected Chisum on her induction.

"The two major reasons why people are chosen to receive the honor closely parallel how I feel about Texas State," Chisum said. "Either you are recognized for your performance as a student-athlete or for what you have accomplished since graduation.

"I am proud to be affiliated with a group like that. Now, as the first female inductee, I am proud to open the door for other women. I've always been inspired by people who give back to the university."

Chisum has also passed on some of her volleyball knowledge in writing. She also co-authored a book titled "Developing a Successful Volleyball Program" with former Bobcat volleyball player Stephanie Scott Jordan.



DAVID FLORES
Assistant Athletic Director-Academics
Director of Athletic Academic Center
UTEP, 1996

David Flores is in his second year as an assistant athletic director for academics and the director of the Texas State Athletic Academic Center. Flores coordinates the academic programs and the academic progress for each of Texas State's student-athletes.

Last spring, 52 Bobcat student-athletes earned bachelor's degrees, 80 student-athletes were honored for maintaining a grade point average of 3.5 and above, and 166 were named to the Capital One SLC Commissioner's Academic Fall and Spring Honor Rolls.

Flores came to Texas State in April 2009, after serving the previous five years at Kansas State as the assistant athletic director for compliance. His duties at Kansas State included monitoring all NCAA and Big 12 Conference compliance issues as well as working with initial and continuing eligibility, coordinating camps and clinics for Kansas State coaches, recruiting issues, along with issues involving student-athlete welfare.

A native of Alamogordo, N.M., Flores went to Kansas State after serving as a compliance coordinator and academic advisor in a four-year stint at New Mexico. He was named a compliance coordinator after serving as the academic advisor for men's basketball, women's soccer along with men's and women's golf in his first two years with the Lobos.

Prior to his arrival at New Mexico in May 2000, Flores was an academic advisor at Texas Tech for two years from 1998-2000, where he concentrated his efforts on the Red Raider football and men's basketball teams.

In 1997, Flores went to work at his alma mater, UTEP, and was instrumental in developing an advising program for student-athletes while serving as the interim program coordinator for UTEP athletics.

A former quarterback at UTEP, Flores earned Western Athletic Conference All-Academic honors in 1987 and received his bachelor's degree in criminal justice in 1996.



DEREK GRICE
Assistant Athletic Director-
Facilities & Game Operations
Southern Mississippi, 2002

In his eighth year with the Texas State University's athletic department, Derek Grice is in his fifth year as an assistant athletic director for facilities and game operations. In his current role, Grice is responsible for the management of Texas State's athletic facilities which include Bobcat Stadium, Strahan Coliseum, along with Texas State's Baseball and Softball Stadiums. He also serves as a sports supervisor for Texas State's baseball and softball teams.

In 2008 and 2009, Grice served as the project manager for construction projects that totaled \$35 million. These projects included complete renovations and grand openings for Texas State's baseball and softball stadiums, new locker rooms for the Bobcat Soccer Field and Bobcat Tennis Complex. The Jerry D. and Linda Gregg Fields West Side Complex added 15 suites and 450 club seats to Bobcat Stadium. He also coordinated and oversaw the development of a master plan for Bobcat Stadium that includes expansion to a capacity seating of 40,000 with an anticipated cost of \$142 million. In 2010, a new master plan for Strahan Coliseum is being developed.

Last summer, a new FieldTurf Duraspine Pro playing surface was installed at Bobcat Stadium, and a new track and field stadium is being construction in the Fall 2010.

Three years ago, he played an integral role in the completion of a \$1.5 million upgrade in scoreboards and message boards on the Texas State campus. Scoreboards with video capabilities were designed and installed at Bobcat Stadium, Strahan Coliseum as well as the baseball and softball venues at Bobcat Field.

Grice is responsible for scheduling outside events, including high school playoffs and summer camps. Each year, he and his staff are responsible for the management of over 250 Texas State athletic, university and community events.

In 2005, Grice served as the tournament manager for three NCAA Division I-AA national playoff games held in Bobcat Stadium. Among his responsibilities was coordinating event management as well as serving in a pivotal role as the University's production liaison for ESPN2's live broadcast of Texas State's playoff run.

The Hattiesburg, Miss., native came to Texas State from Southern Mississippi, where he worked in the athletic department as a graduate assistant for event management and facilities. He was responsible for game day operations and day-to-day facilities management as well as assisting in the upkeep of the department's financial records. He also worked as a graduate assistant in internal operations while at USM.

Grice graduated from Southern Miss with a bachelor's degree in sports administration in 2002 and earned his master's in sports administration from the university in 2003. He is married to the former Shay Singley of Laurel, Miss.



MARY ELLEN JONES
Assistant Athletic Director -
Compliance
SUNY-Brockport, 2000

Former Big 12 Conference director of compliance, Mary Ellen Jones is in her second year as the assistant athletic director for compliance at Texas State. Jones joined Texas State's athletics staff in October 2009 from the University of South Florida, where she was a stewardship administrator for the USF Foundation for one year. While she was at USF, Jones also participated in peer review team training for NCAA third cycle athletic certification.

She went to South Florida after serving as an assistant director for the Athletic Academic Affairs Department at the University of Oklahoma, where she helped review issues related to the NCAA Academic Performance Program, advised student-athletes and assessed their NCAA progress toward degree.

Before she joined the staff at Oklahoma, Jones was the director of compliance at the Big 12 Conference, where she assisted conference member institutions in understanding NCAA legislation and interpretations. She also coordinated the rules education program, managed the National Letter of Intent program and coaches' certification exams, and served as the primary liaison to directors of compliance and Big 12 student-athlete advisory committee. Jones was promoted to the director position at the Big 12 Conference after serving three-years as an assistant director of compliance.

Jones began her career in compliance at the NCAA office, where she served in the Enforcement Services Intern in 2002-03. In addition, Jones also has experience in coaching after serving as an assistant field hockey and lacrosse coach at Earlham College in 2001-02.

A native of Canastota, N.Y., Jones earned her bachelor's degree in business administration at SUNY Brockport, where she was a four-year letterwinner in field hockey and a three-year letterwinner in lacrosse.

Jones also earned a master's degree in physical education/sport administration at Ball State. She and her husband, Curtis Jones, Jr., reside in Austin.



BRYAN MILLER
Assistant Athletic Director-
Marketing and Promotions
Texas Tech, 1998

Bringing a wealth of knowledge and experience from working in professional sports marketing, Bryan Miller begins his fifth year at Texas State as head of the department's marketing and promotion efforts.

Miller rejoined the Texas State Athletics staff as director of athletic marketing and promotions in 2005 and was promoted to assistant athletic director in July 2007. He is responsible for expanding marketing initiatives within the university and San Marcos communities as well as throughout the I-35 corridor. He also oversees Texas State's corporate partnerships, event presentation and promotions departments.

Prior to returning to Texas State, Miller worked with both Spurs Sports & Entertainment as well as Maloof Sports & Entertainment over the past three and half years.

As a member of the Spurs' front office staff, Miller was the promotions coordinator for the San Antonio Spurs, WNBA Silver Stars and the San Antonio Rampage of the American Hockey League. He coordinated sponsorship contracts for several of the company's biggest clients and oversaw fulfillment of on-court promotions, arena signage and player/mascot appearances among other responsibilities.

As manager of strategic alliances and partner services for Maloof Sports & Entertainment, Miller worked with corporate partners of the Sacramento Kings, WNBA Sacramento Monarchs and ARCO Arena, coordinating the execution of contracts to help corporate sponsors receive the maximum exposure as partners of the basketball franchises and arena.

In addition to developing innovative promotional programs for the Kings and Monarchs' corporate sponsors, Miller also oversaw suite and luxury box accounts, managing relationships with Maloof Sports & Entertainment clients.

Miller previously worked two years at Texas State as an athletic marketing and promotions associate from 2000-02. While at the university, he was responsible for increasing sponsorship and ticket revenue at home athletic events. He was also responsible for the development and execution of in-game promotions, public address scripts, game sponsorships, scheduling halftime entertainment and coordinating game sponsorships.

Miller holds both a bachelor degree in marketing (1998) and a master's degree in science in sports administration (1999) from Texas Tech University.

He and his wife, Janera, have a daughter, Kendall.



LACY NEEDHAM
Assistant Athletic Director-
Business Operations
TCU, 1999

Lacy Needham is in her first year as the assistant athletic director for business operations at Texas State after spending the past 13 years working in business and athletics. At Texas State, Needham is responsible for a broad range of financial and administrative services in the areas of budgets, business and personnel management.

Prior to her arrival in San Marcos, Needham spent five years at Georgia Southern, where she served as an assistant athletic director for business operations before being named an associate athletic director in 2007.

A native of Fort Worth, Needham earned a bachelor's of business administration with a finance major in 1999. While at TCU, Needham gained experi-

ence working in both professional and intercollegiate sports. She served as an accounting intern with the Texas Rangers baseball club from 1997-2000. She also served as an intern for the senior woman administrator and compliance director in 2001.

Needham also earned a master's degree in sports management at Baylor in 2003. While at Baylor, she also served as a business and ticket office assistant before joining Georgia Southern's staff.



CHRIS PARK
Assistant Athletic Director-
Development
Texas A&M, 2002

Chris Park is in his fifth year as Texas State's Assistant Athletic Director for Development. In his role, Park is responsible for fundraising for the Bobcat Club and corporate trade contracts including the courtesy car program and sits on senior staff.

Park arrived at Texas State after more than two years at Sam Houston State, where he served as the Bearkats' Athletic Development and Marketing Coordinator from January 2004 to July 2005 before spending August 2005 through July 2006 as the school's External Operations Coordinator.

While at Sam Houston, Park coordinated and developed revenue generation, oversaw the operations of the Bearkat Partners organization and Bearkat Internet Radio, coordinated in-game entertainment and operations schedules as well as assisting the director of athletics with private fund-raising implementation and marketing plans for ten intercollegiate athletic programs.

Prior to Sam Houston State, Park held a pair of positions in the department of athletics at his alma mater, Texas A&M University. While at A&M, Park worked in both the Marketing and Media Relations offices.

At Texas A&M Park served as the original 12th Man Team Rewards Program Coordinator, where he managed the program's budget and related corporate sponsorships, hired and scheduled staff and oversaw marketing efforts.

Park's athletic administration career began in his home town of Fort Worth, Texas, in 2001 as a Marketing intern at Texas Christian University, where he developed corporate sponsorship proposals, worked with ticketing and executed marketing research for the department.

A 2002 graduate of the Lowry Mays School of Business at Texas A&M, Park also holds a master's degree from the College of Education and Human Development at Texas A&M, which was completed in the spring of 2004.

He and his wife, Anna, have a son, Matthew and reside in San Marcos.



RICK POULTER
Assistant Athletic Director-
Sports Information
Millsaps College, 1983

Rick Poulter is in his third year as the assistant athletic director for sports information at Texas State University.

He and his staff are responsible for the publicity of 16 intercollegiate sports at Texas State, including the oversight of media relations, production of information fact books and game programs, writing game notes and recap news releases for each of Texas State's athletics events, providing information for Texas State's official athletics website and managing the department's game-day radio coverage. He and his staff also nominate Texas State coaches and student-athletes for Southland Conference All-American honors and awards.

Poulter came to Texas State in February 2008 after serving 23 years in the sports information office at the University of Houston, where he served as the

SID for men's basketball and men's golf teams that advanced to several postseason tournaments. During that span, he promoted several players and coaches for national, regional and conference awards.

He also served as the SID for the school's renowned track and field program that featured some of the sports' greatest coaches and student-athletes.

Poulter assisted with the publicity for Houston's football program and served as an editor for the school's football and basketball game-day programs.

He went to Houston in 1986 after serving as a sports information intern at the University of Tulsa and an athletic director at a Salvation Army Youth Center in Tulsa. He earned a bachelor's degree from Millsaps College in 1983 and attended graduate school at the University of Southern Mississippi.

He has been a member of the Computer/Website, Publications and Academic All-American committees for the College Sports Information Directors of America, and is an active member of the Football and Basketball Writers' Association of America. Poulter and his wife, Melinda, have a son, Andrew.

Stewart also served a field service assistant for the Sjogren's Syndrome Foundation in Bethesda, Maryland from March 2006- January 2007.

A native of Lansing, Mich., Stewart earned a bachelor's degree in interpersonal communications at Michigan State in 2005. While earning her bachelor's degree, Stewart worked in the Athletics Ticket Office at Michigan State.



JOE VERSCHUEREN
Coordinator of Ticket Sales and Marketing
Hope College, 2004

Joe Verschueren is in his second year as the coordinator of ticket sales and marketing at Texas State University. Verschueren joined Texas State's staff after serving two years with the Joliet Jack Hammers professional baseball team in Illinois. He began his career as a ticket account assistant for four months before earning a promotion as a ticket account representative. In December, 2008, he assumed the duties of ticket sales manager. While he was with Joliet, Verschueren was responsible for selling over 23,000 tickets and managing 365 accounts. As ticket sales manager, he oversaw two full-time employees and game-day staff.

He joined Joliet after serving as an athletic compliance intern and financial aid peer counselor at Valparaiso University, where he earned a master of science degree in 2006.

Verschueren also received a bachelor of arts degree in political science at Hope College. While at Hope College, he set three school receiving records and earned All-MIAA First-Team honors. In addition, he was the team captain for the school's JV basketball team as a freshman before joining the football team.

Born May 4, 1982 in Muskegon, Mich., Verschueren and his wife Allison reside in San Marcos.



KEELY STEWART
Director of Ticket Operations
Michigan State, 2005

Keely Stewart is in her third year as the director of ticket operations at Texas State University. Stewart joined the department with over three years experience in ticket operations. She is responsible for the daily operations of the ticket office.

Before arriving at Texas State, Stewart was a customer service intern at the Ticket Office at the University of Wisconsin from January 2007-May 2008.

While at Wisconsin she was responsible for women's hockey and assisted with football operations. She also worked one year as a Ticket Office intern at the University of Maryland from June 2005-March 2006.

TEXAS STATE HEAD COACHES



Mike Akers
women's golf



Galina Bukharina
track and field



Karen Chisum
volleyball




Kat Conner
women's soccer



Doug Davalos
men's basketball



Suzanne Fox
women's basketball




Ty Harrington
baseball



Shane Howell
men's golf



Tory Plunkett
women's tennis



Grigori Viniar
cross country



Brad Wright
football



Ricci Woodard
softball

TEXAS STATE ATHLETICS DIRECTORY
AREA CODE-512

ADMINISTRATION

Dr. Larry Teis, Athletic Director	245-2963
Dr. Paul Gowens, NCAA Faculty Representative	245-3252
Don Coryell, Associate Athletic Director - External Operations	245-2220
Tracy Shoemake, Associate Athletic Director - Internal Operations/SWA	245-2114
Kelsey Solis, Internal Operations Coordinator	245-8782
Jessica Henry, Administrative Assistant - Athletic Director	245-2963
Linda Arredondo, Administrative Assistant - Athletics	245-2114
Yvette Aguilar, Administrative Assistant - Basketball & Volleyball	245-3832
Louise Franz, Administrative Assistant - Jowers Center	245-3383

ATHLETIC ACADEMIC CENTER

David Flores, Assistant Athletic Director/Director of Athletic Academic Center	245-2978
Robert Flowers, Associate Director - Athletic Academic Center	245-2978
Laurie Hindson, Student Development Specialist	245-2978

ATHLETIC COMPLIANCE

Mary Ellen Jones, Assistant Athletic Director - Compliance	245-8322
Chris Gines, Athletics Intern - Compliance & Internal Operations	245-6563

BUSINESS OFFICE

Lacy Needham, Assistant Athletic Director - Business Operations	245-2203
Ashley Deatherage, Assistant Business Manager	245-2549
Sarah Arciniega, Insurance Claims Manager	245-7459

DEVELOPMENT/BOBCAT CLUB

Travis Comer, Associate Athletic Director - Major Gifts	245-2247
Chris Park, Assistant Athletic Director - Development	245-2210
Bryan Gates, Development Assistant	245-4731
Linda Arredondo, Donation Coordinator	245-2114

EQUIPMENT

Richard Miller, Equipment Manager	245-7824
-----------------------------------	----------

FACILITIES AND GAME OPERATIONS

Derek Grice, Assistant Athletic Director - Facilities and Game Operations	245-2023
Adam Alonzo, Assistant Director - Facilities and Game Operations	245-2404
Andy Crerar, Facilities & Game Operations Assistant	245-2404
Bradley Justice, Facilities & Game Operations Assistant	245-9027
Cody Farr, Sports Turf Manager	245-2114

MARKETING AND PROMOTIONS

Bryan Miller, Assistant Athletic Director - Marketing and Promotions	245-2114
Elyse Wright, Assistant Director of Marketing & Promotions	245-4732
John McElfresh, Athletic Video Production	245-4730

SPORTS INFORMATION

Rick Poulter, Assistant Athletic Director - Sports Information	245-2966
Steve Appelhans, Assistant Director of Sports Information	245-4387
Amber Arterberry, Assistant Director of Sports Information	245-4692
Denise Thompson, Assistant Director of Sports Information	245-2988

SPORTS MEDICINE

David Gish, Head Athletic Trainer	245-2979
Carla Heffner, Assistant Athletic Trainer	245-2980
Jason Karlik, Assistant Athletic Trainer	245-2227
Paul Lombardo, Graduate Assistant Athletic Trainer	245-9282
Shawn Ready, Graduate Assistant Athletic Trainer	245-9283

STRENGTH AND CONDITIONING

Thad Livingston, Strength and Conditioning Coach	245-2587
Jeremy McMillan, Strength and Conditioning Coach	245-3037
Leo Seitz, Strength and Conditioning Coach	245-3037

STRUTTERS

Susan Angell-Gonzalez, Strutters Director	245-2600
---	----------

TICKET OFFICE

Keely Stewart, Director of Ticket Operations	245-2272
Joe Verschueren, Coordinator of Ticket Sales & Marketing	245-5448

VIDEO SERVICES

Andrew Watt, Video Coordinator	245-2587
--------------------------------	----------

TEXAS STATE ATHLETICS TEAMS

BASEBALL

Ty Harrington, Head Coach	245-3383
Derek Matlock, Assistant Coach	245-4345
Jeremy Fikac, Assistant Coach	245-8395
Steven Trout, Assistant Coach	245-8395

MEN'S BASKETBALL

Doug Davalos, Head Coach	245-3832
Rob Flaska, Assistant Coach	245-2255
Terrence Rencher, Assistant Coach	245-2984
Eric Brand, Assistant Coach	245-2985
Chris Packer, Director of Operations	245-1498

WOMEN'S BASKETBALL

Suzanne Fox, Head Coach	245-3832
Patrick Henry, Associate Head Coach	245-3832
Holly Sartor, Assistant Coach	245-3832
Michael Trujillo, Assistant Coach	245-3832
Katie Paganelli, Graduate Assistant (Non-Coaching)	245-6019

CHEERLEADING

Ervin Knight, Coach	245-6759
Chris Hendon, Coach	245-6759
Brian Doyle, Coach	245-6759
LS McClain, Coach	245-6759

FOOTBALL

Brad Wright, Head Coach	245-2587
Slade Nagle, Co-Offensive Coord./Quarterbacks Coach	245-2587
Ben Norton, Assistant Head Coach/ Co-Offensive Coord./ OL Coach	245-2587
Fred Bleil, Defensive Coordinator/Safeties Coach	245-2587
Terrol Dillon, Special Teams Coordinator/Linebackers Coach	245-2587
Mike Barela, Director of Football Operations/Tight Ends Coach	245-2587
Kevin Brown, Wide Receivers Coach	245-2587
Mike Bugar, Defensive Line Coach	245-2587
Steve Irvin, Defensive Backs Coach	245-2587
Charlie Reeve, Running Backs Coach	245-2587
Linda Gutierrez, Administrative Assistant - Football	245-2587

GOLF

Mike Akers, Women's Head Coach	245-2973
Shane Howell, Men's Head Coach	245-9190

SOCCER

Kat Conner, Head Coach	245-3383
Megan Ramey, Assistant Coach	245-1443
Allison Martino, Assistant Coach	245-3383

SOFTBALL

Ricci Woodard, Head Coach	245-7753
Peejay Brun, Assistant Coach	245-2964
Amber Daniel, Assistant Coach	245-3707

TENNIS

Tory Plunkett, Head Coach	245-2965
---------------------------	----------

TRACK AND FIELD

Galina Bukharina, Head Coach	245-9281
Greg Viniar, Distance/Cross Country Coach	245-3025
Adam Hudson, Multi Events/Jumps Coach	245-9277
Reuben Ortiz, Distance Coach	245-3025
James Parman, Throws Coach	245-3025
Clay Holland, Assistant Coach	245-9297

VOLLEYBALL

Karen Chisum, Assistant Athletic Director/Head Coach	245-2983
Tracy Smith, Associate Head Coach	245-8780
Sean Huiet, Assistant Coach	245-3583

Houston **7:00**
September 4 **Houston, Texas**

QUICK FACTS

Location: Houston, Texas
Founded: 1927
Enrollment: 35,400
President/Chancellor: Dr. Renu Khator
Athletic Director: Mack Rhodes
Affiliation: NCAA I FBS
Conference: Conference USA
Nickname: Cougars
Colors: Scarlett and White with Navy trim
Stadium: John O'Quinn Field at Robertson Stadium (32,000)

TEAM INFORMATION

2009 Overall Record: 10-4
2009 C-USA Record/Finish: 6-2 (first-West)
Starters Returning: 18
Letterwinners Returning/Lost: 47/16
Offensive System: Multiple
Defensive System: 4-3

COACHING STAFF

Head Coach: Kevin Sumlin
Record at UH: 18-9 (third season)
Career Record: 18-9 (third season)
Football Phone: (713) 743-9388

SPORTS INFORMATION

Director: Cassie Arner
 SID Phone: (713) 743-9404
 Cell Phone: (832) 523-8647
SID e-mail: mcarner@central.uh.edu
Press Box: (713) 743-0550
Website: www.uhcougars.com

SERIES INFORMATION

Series Record: Texas State leads 3-0
First Meeting: Texas State, 21-7, 1947
Last Meeting: Texas State, 3-0, 1948

2010 SCHEDULE

Date	Opponent	Score
Sept. 04	Texas State	7:00 p.m.
Sept. 10	UTEP *	9:15 p.m.
Sept. 18	at UCLA	9:30 p.m.
Sept. 25	vs. Tulane *	2:30 p.m.
Oct. 09	vs. Mississippi State	7:00 p.m.
Oct. 16	at Rice *TV	2:30 p.m.
Oct. 23	at SMU *	2:30 p.m.
Oct. 30	at Memphis *	6:00 p.m.
Nov. 05	vs. UCF *	7:00 p.m.
Nov. 13	vs. Tulsa *	7:00 p.m.
Nov. 20	at Southern Miss *	6:00 p.m.
Nov. 27	at Texas Tech	TBA

2009 RESULTS

Date	Opponent	Score
Sept. 05	Northwestern State	W 55-7
Sept. 12	at Oklahoma State	W 45-35
Sept. 26	vs. Texas Tech	W 29-28
Oct. 03	at UTEP *	L 58-41
Oct. 10	at Mississippi State	W 31-24
Oct. 17	at Tulane *	W 44-16
Oct. 24	vs. SMU (Homecoming) *	W 38-15
Oct. 31	vs. Southern Miss *	W 50-43
Nov. 07	at Tulsa *	W 46-45
Nov. 14	at UCF *	L 37-32
Nov. 21	vs. Memphis *	W 55-14
Nov. 28	vs. Rice *	W 73-14
Dec. 05	at East Carolina*	L 38-32
Dec. 31	vs. Air Force #	L 47-20

*C-USA game; * C-USA Championship;
 #Armed Forces Bowl

Southern Arkansas **6:00**
September 11 **San Marcos, Texas**

QUICK FACTS

Location: Magnolia, Ark.
Founded: 1909
Enrollment: 3 224
President: David Rankin
Athletic Director: Jay Adcox
Affiliation: NCAA II
Conference: Gulf South Conference
Nickname: Muleriders
Colors: Royal Blue and Old Gold
Stadium: Wilkins Stadium (6,000)

TEAM INFORMATION

2009 Overall Record: 3-8
2009 GSC Record/Finish: 4-3 (third)
Starters Returning: 13
Letterwinners Returning: 38
Offensive System: Multiple
Defensive System: 4-2 (Nickel)

COACHING STAFF

Head Coach: Bill Keopple
Record at SAU: 3-7 (second season)
Career Record: 3-7 (second season)
Football Phone: (870) 235-4110

SPORTS INFORMATION

Director: Houston Taylor
 SID Phone: (870) 235-4104
 Cell Phone: (870) 949-0119
SID e-mail: sausid@saumag.edu
Press Box Phone: (870) 235-4117
Website: http://muleriderathletics.com/

SERIES INFORMATION

Series Record: First Meeting

2010 SCHEDULE

Date	Opponent	Time
Sept. 04	Harding University	6:00
Sept. 11	at Texas State	6T:00
Sept. 18	at North Alabama*	6:00
Sept. 25	Valdosta State *	6:00
Oct. 02	at West Georgia*	2:00
Oct. 09	Henderson State*	6:00
Oct. 16	at Arkansas Tech*	6:00
Oct. 30	West Alabama *	2:30
Nov. 6	at Arkansas-Monticello*	2:00
Nov. 13	Ouachita Baptist	2:00

* Gulf South Conference Game

2009 RESULTS

Date	Opponent	Score
Aug. 29	North Alabama*	L 41-9
Sept. 12	at Valdosta State*	L 32-7
Sept. 17	West Alabama	W 38-30
Sept. 24	at Henderson State*	L 51-17
Oct. 03	Harding*	L 26-16
Oct. 10	at Arkansas Tech*	L 37-24
Oct. 17	Ouachita Baptist*	W 15-7
Oct. 24	at Delta State*	L 10-3
Oct. 31	at Incarnate Word*	W 24-22
Nov. 07	at Arkansas-Monticello*	L 17-6

*Gulf South Conference

Cal Poly **6:00**
September 18 **San Marcos, Texas**

QUICK FACTS

Location: San Luis Obispo, Calif.
Founded: 1901
Enrollment: 19,325
Interim President: Robert Glidden
Athletic Director: Alison E. Cone
Affiliation: NCAA I FCS
Conference: Great West
Nickname: Mustangs
Colors: Forest Green and Gold
Stadium: Alex G. Spanos Stadium (11,075)

TEAM INFORMATION

2009 Overall Record: 4-7
2009 GWC Record/Finish: 1-3 (fifth)
Starters Returning: 19
Letterwinners Returning/Lost: 59/16
Offensive System: Spread Triple Option
Defensive System: Multiple 4-3

COACHING STAFF

Head Coach: Tim Walsh
Record at Cal Poly: 4-7 (second season)
Career Record: 121-89 (20th season)
Football Phone: Contact SID

SPORTS INFORMATION

FB SID: Eric Burdick
 SID Phone: (805) 756-6550
 Cell Phone: (805) 550-3427
SID e-mail: eburdick@calpoly.edu
Press Box Phone: (318) 357-4529
Website: www.GoPoly.com

SERIES INFORMATION

Series Record: Texas State leads 2-1
First Meeting: at Cal Poly, 38-21, 10-16-04
Last Meeting: Texas State 38-35, 9-1-07

2010 SCHEDULE

Date	Opponent	Score
Sept. 04	Humboldt State	8:05
Sept. 11	Montana	8:05
Sept. 18	at Texas State	6:00
Sept. 25	at McNeese State	7:00
Oct. 02	at Fresno State	9:00
Oct. 09	at Old Dominion	5:00
Oct. 16	at Southern Utah*	4:00
Oct. 23	North Dakota*	8:05
Oct. 30	St. Francis (Pa.) (HC)	8:05
Nov. 06	at South Dakota*	4:05
Nov. 13	UC Davis*	8:05

2009 RESULTS

Date	Opponent	Score
Sept. 12	Sacramento State	38-19 W
Sept. 19	at Ohio	L 10-28
Sept. 26	at San Jose State	L 9-19
Oct. 03	South Dakota State	W 21-14
Oct. 10	at Montana	L 23-35
Oct. 17	##Southern Utah	W 24-23
Oct. 24	&Dixie State	W 44-14
Oct. 31	*at North Dakota	L 17-31
Nov. 07	*at UC Davis	L 10-23
Nov. 14	*South Dakota	L 48-50
Nov. 21	at Weber State	L 14-47

* Great West Conference Game

Southern Utah **6:00**
September 25 **San Marcos, Texas**

QUICK FACTS

Location: Cedar City, Utah
Founded: 1896
Enrollment: 7,529
President: Dr. Michael T. Benson
Athletic Director: Ken Beazer
Affiliation: NCAA I FCS
Conference: Great West
Nickname: Thunderbirds
Colors: Scarlett and White
Stadium: Eccles Stadium (8,500)

TEAM INFORMATION

2009 Overall Record: 6-5
2009 SLC Record/Finish: 4-3 (third)
Starters Returning: 18
Letterwinners Returning/Lost: 51/14
Offensive System: Multiple
Defensive System: 4-3

COACHING STAFF

Head Coach: Ed Lamb
Record at SUU: 11-13 (third season)
Career Record: 11-13 (third season)
Football Phone: Contact SID

SPORTS INFORMATION

Director: Neil Gardner
 SID Phone: (435) 586-7753
 Cell Phone: (435) 559-0275
SID e-mail: gardner@suu.edu
Press Box Phone: (435) 586-5447
Website: www.suutbirds.com

SERIES INFORMATION

Series Record: Texas State trails 4-6
First Meeting: Texas State, 65-15, 9-30-95
Last Meeting: at S. Utah, 38-16, 10-3-09

2010 SCHEDULE

Date	Opponent	Score
Sept. 04	at Wyoming	8:00
Sept. 11	San Diego	7:00
Sept. 18	at San Jose State	7:00
Sept. 25	at Texas State	6:00
Oct. 02	Northern Arizona	2:00
Oct. 09	at North Dakota*	4:00
Oct. 16	Cal Poly*	4:00
Oct. 23	South Dakota*	2:00
Oct. 30	at UC Davis *	4:00
Nov. 06	Dixie State	2:00
Nov. 13	at Eastern Washington	3:05

2009 RESULTS

Date	Opponent	Score
Sept. 03	Dixie State	W 36-7
Sept. 12	at San Diego State	L 19-35
Sept. 19	at Northern Arizona	L 39-42
Sept. 26	at Utah State	L 34-53
Oct. 03	Texas State	W 38-16
Oct. 17	at Cal Poly *	L 23-24
Oct. 24	North Dakota *	W 35-10
Oct. 31	UC Davis *	W 56-35
Nov. 07	at South Dakota *	L 21 - 45
Nov. 14	Eastern Washington	W 28-41
Nov. 21	at San Diego	W 37-32

* Great West Conference Games

THE SOUTHLAND CONFERENCE

In an era of considerable change in intercollegiate athletics, the Southland Conference continues to be a model of innovation, stability and consistent achievement as it celebrates the academic and athletic accomplishments of its member institutions.

What began as a small gathering of college administrators more than 47 years ago, the Southland Conference has transformed itself into a dynamic and respected consortium of 12 member universities in three states. Beginning with a historic meeting of five institutions in Dallas on March 15, 1963, that included current members Lamar University (then Lamar State College of Technology) and the University of Texas at Arlington (then Arlington State College), the Southland Conference set on an extraordinary course that has proven successful well into its fifth decade of existence.

On July 1, 2006, the Southland Conference commemorated another milestone as the league membership reached 12, marking the largest configuration ever for the organization. The addition of the University of Central Arkansas and Texas A&M University-Corpus Christi expanded the Southland into the Little Rock, Ark., metro area and into the eighth largest city in Texas. Central Arkansas and A&M-Corpus Christi enhanced the Southland Conference in innumerable ways, including athletic and academic successes, strong and principled leadership, and strong fan support and media coverage.

In addition to its two newest members, the Southland Conference lineup also consists of Lamar University, McNeese State University, Nicholls State University, Northwestern State University, Sam Houston State University, Southeastern Louisiana University, Stephen F. Austin State University, the University of Texas at Arlington, the University of Texas at San Antonio, and Texas State University-San Marcos.

All told, the revised membership of the Southland encompasses more than 180,000 current students and an alumni base of approximately 920,000. Famous alums from Southland Conference schools include former President Lyndon B. Johnson (Texas State), former CBS news anchor Dan Rather (Sam Houston State), retired U.S. Central Command General Tommy Franks (UT Arlington), NBA executive Joe Dumars (McNeese State), ABC news anchor Robin Roberts (Southeastern Louisiana), country music star George Strait (Texas State), Major League Baseball stars Hunter Pence (UT Arlington), Kevin Millar (Lamar) and Ben Broussard (McNeese State), NBA legend Scottie Pippen (Central Arkansas) and actor Lou Diamond Phillips (UT Arlington).

The cities of the Southland are diverse and progressive, ranging from international business and cultural centers such as the Dallas/Fort Worth Metroplex, San Antonio and the New Orleans area, to the historical cities of Nacogdoches, Texas, and Natchitoches, La., to the home of the modern oil boom, Beaumont, Texas, to the unique Cajun French cultures found in the Louisiana cities of Thibodaux and Lake Charles. Southland Conference institutions also draw large num-

bers of students from the metropolitan areas of Houston, Little Rock, Baton Rouge, Austin, and Shreveport.

The Southland sponsors 17 championship sports, all at the NCAA Division I level. The eight men's sports include baseball, basketball, cross country, football, golf, tennis, and indoor and outdoor track and field. The women compete for nine championships in basketball, cross country, golf, soccer, softball, tennis, indoor and outdoor track and field, and volleyball. The conference earns automatic qualification to NCAA championships in baseball, men's and women's basketball, men's and women's cross country, football, men's and women's golf, women's soccer, softball, men's and women's tennis, and volleyball.

Continuing its tradition of innovation, the league launched the Southland Conference Television Network in the fall of 2008 and has already broadcast nearly 70 events. In just its second year of production, the network has already received recognition for its work. It received a College Sports Media Award at the College Sports Video Summit in Atlanta in June 2010 for its production of the 2009 McNeese State vs. Stephen F. Austin football game, which was judged the best live game or event in its category. The network also collected three prestigious Tell Awards. Entering its third season in 2010-11, the network will expand its reach to roughly 6 million households throughout Texas, Louisiana and Arkansas.

In February 2010, the Southland Conference learned it, in conjunction with the city of Frisco, Texas, and the Hunt Sports Group, would serve as the host of the NCAA Division I Football Championship game. The first of three championship games will be played Jan. 7, 2011 at Pizza Hut Park in Frisco, which has been home to the conference office since 2006. Frisco was recently named the fastest growing city in the nation.

Southland Conference football ranks among the best Football Championship Subdivision leagues in the nation, and enjoys an annual expectation of competing for the national championship with multiple teams advancing to the NCAA playoffs each year. In 2002 and 2003, McNeese State finished the regular season ranked No. 1 in the nation, and advanced to the 2002 national championship contest, the sixth such title game appearance since the league joined the FCS in 1982. All told, Southland teams have played in 92 Division I playoff games in 28 years, winning 43 of the contests.

Historically, the Southland's successful football heritage has sustained itself through numerous membership and classification changes. Originally an NAIA conference, the Southland joined the NCAA College Division in 1968.

The College Division was re-named NCAA Division II in 1973, and the league played two seasons in that class, before joining Division I in 1975. The Southland was an NCAA Division I-A league from 1978-81, before joining the ranks of FCS in 1982, its home ever since.

During its tenure as a Division I-A conference, the Southland Conference was

instrumental in the startup of the Independence Bowl in 1976. The Southland representative served as the host team of the bowl until 1980, compiling a 2-3 record in those contests.

The conference can lay claim to five national championships, including College Division championships through former members Arkansas State (1970, UPI) and Louisiana Tech (1972, National Football Foundation). Louisiana Tech also won the first-ever NCAA-sanctioned national title, winning the Division II playoffs in 1973. Tech followed that with the UPI's Division II national championship in 1974. Louisiana-Monroe won the 1987 FCS national title.

McNeese State, which has made 14 appearances in the national playoffs, played in the 1997 and 2002 NCAA Division I FCS national championship games, while Stephen F. Austin played in the 1989 title game and has five playoff appearances, reaching the quarterfinals in 2009. Northwestern State has played in the playoffs six times, and advanced to the semifinals in 1998, while Sam Houston State has earned four trips to the postseason, including the semifinals in 2004. Nicholls has participated three times in the playoffs. In 2008, Texas State made its second postseason appearance in four years. Included was a trip to the semifinals in 2005.

On four occasions, the Southland has placed three teams in the national 16-team playoffs. Six of the eight current football-playing members have qualified for the FCS playoffs. In addition, Texas State won NCAA Division II titles in 1981 and 1982 before joining the Southland.

The Southland has produced 153 first-team football All-Americans during its history, and has sent such talent to the professional ranks including Oakland's Keith Davis (Sam Houston State), Carolina's Josh McCown (Sam Houston State), Buffalo's Terrence McGee (Northwestern State), Kansas City's B.J. Sams (McNeese State), Detroit's Kevin Smith (McNeese State), Minnesota's Fred Evans (Texas State), Tennessee's Jacob Ford (Central Arkansas), and Oakland's Luke Lawton (McNeese State).

The Southland is one of three FCS conferences with at least 200 selections in the National Football League Draft. The league also ranks third in the FCS with 22 players taken in the draft since 2000 and has 22 former players on NFL rosters to start the 2010 season.

Among the former NFL stars from the Southland include Fred Dean, who was inducted to the Professional Football Hall of Fame in 2008 to become the first former Southland Conference player to earn induction in Canton. Other great NFL players from the Southland include Super Bowl XXIX quarterback Stan Humphries, Bill Bergey, Fred Barnett, Roger Carr, Marvin Upshaw, Larry Centers, Kavika Pittman, Mike Barber, Bruce Collie, Tim McKyer, Pat Tilley, Jackie Harris, Eugene Seale, Bubby Brister, Billy Ryckman, Rafael Septien, Buford Jordan, Marcus Spears, Terrance Shaw and Ray Brown.

While successful on the fields and courts, the Southland Conference has repeat-

edly demonstrated its commitment to the academic and athletic success of its student-athletes.

In addition to football, the Southland Conference can point to a number of accomplishments in all sports.

Men's basketball has experienced a tremendous amount of success during the Southland's 45-plus years. The league has sent two teams to the NCAA Sweet Sixteen, as well as a squad to the NIT Final Four. Basketball stars Karl Malone, Joe Dumars, Jeff Foster, Dwight "Bo" Lamar, Andrew Toney, Devin Brown, and Mike Oliver played in the Southland Conference. In 2006, Northwestern State, playing as the No. 14 seed in the NCAA tournament, defeated No. 3 seed Iowa, 64-63, in first-round action. In 2008, the league saw two postseason teams (UT Arlington in the NCAA tournament and Stephen F. Austin in the NIT) for the first time since 2001.

In women's basketball, the Southland also has its share of tradition with Louisiana-Monroe advancing to the 1985 NCAA Women's Final Four, and Stephen F. Austin sustaining itself as one of the most successful programs in the history of the sport. In 2008, the Ladyjacks became the eighth program in NCAA Division I history to record more than 800 wins.

In 2010, for the first time in Southland history, three league members advanced to the postseason as Lamar won its first conference tournament title and played in its second NCAA tournament. Stephen F. Austin was selected to play in its third WNIT and Texas A&M-Corpus Christi won a school-record 24 games en route to its deepest postseason run, advanced to the semifinals of the inaugural Women's Basketball Invitational.

A Southland team has played in the WNIT 10 times, including each of the last four years. Women's basketball all-stars have included Eun Jung Lee, Lisa Ingram, Portia Hill, Deneen Parker, Katrina Price, and Joskeen Garner.

Baseball has emerged as a huge Southland Conference strength with the league earning numerous national rankings and NCAA tournament berths. The Southland consistently ranks among the top-10 conferences in the country. Major leaguers such as Ben Sheets, Micah Hoffpauir, Hunter Pence, David Segui, Brian Lawrence, Ben Broussard, Chuck Finley, Jerald Clark, and Terry Matthews once played in the league. Former UT Arlington shortstop, Trey Hillman, a three-time All-Southland selection from 1983-85, was manager for the Kansas City Royals from the 2007-10 seasons and coached the American League in the 2009 MLB All-Star Game.

The 2010 Major League Baseball Draft was significant for the Southland as the league saw 17 players drafted pushing the all-time draft total to more than 400 selections (414). UT Arlington's Michael Choice became the seventh Southland player taken in the first round. He joins Ben Sheets as the league's highest draft pick.

Softball continues to enjoy success on a national level, as the league has knocked off at least one nationally ranked opponent since 1995, with six wins over ranked opponents

in 2010 including wins by Texas A&M-Corpus Christi and Texas State over No. 15 Texas. In the 2003 NCAA Tournament, UT Arlington and Texas State enjoyed unprecedented success as each won two games in the national event. The league has also won at least one game in the NCAA tournament in three of the past six years. In 18 years on NCAA tournament competition the Southland has racked up 14 wins.

The Southland has a proud history in volleyball as UT Arlington has represented the conference eight times in the NCAA tournament, advancing all the way to the NCAA Volleyball Final Four in 1989. In 2006, Stephen F. Austin moved to the second round following an opening-round win against Alabama.

Track and field has also served as a proud asset for the Southland Conference as the league has produced numerous national champions and Olympic medalists. The Southland boasts 27 men and three women student-athletes who have won NCAA track and field national championships, including A&M-Corpus Christi's Shadrack Songok (10,000-meter run) in 2007 and 2008 and McNeese State's Brad Gebauer (pole vault) in 2007. The league has also produced U.S. Olympic track and field medalists Earl Bell, Thomas Hill, Al Joyner and Charles Austin, Liudmila Litvinova, along with other Olympians. With the addition of eight more All-American seasons in 2010, the league continues to find national success in both indoor and outdoor track and field. In the indoor circuit, the Southland boasts 60 unique all-time All-Americans that have won a combined 10 national championships. Likewise in the spring outdoor season, the league has seen 138 different All-Americans, including 110 men and 28 women, combine to win 20 national championships.

Golf has traditionally been a strong Southland sport as exemplified by Lamar men's golfer Chris Stroud, who finished third individually at the 2003 NCAA National Championship and is a member of the PGA Tour. Both Stroud and former Southeastern Louisiana golfer Hugo Leon competed in the 2010 U.S. Open. The league has sent multiple teams into postseason play on numerous occasions, including in 2009 as both Lamar and UT Arlington qualified for regional play. Additionally, during the past two seasons the Southland has sent eight golfers to compete as individuals in regional play with five in 2009 and three more in 2010. Lamar won a pair of NCAA Division II national championships in 1967 and 1968, and also produced PGA player Ronnie Black.

In 2005, Lamar's Dawie Van Der Walt finished fourth individually and Lamar tied for 12th place at the NCAA Men's Golf Championship, before the Cardinals tied for ninth in 2006 and tied for third in 2007. Former Lamar golfer Casey Clendenon advanced to the semifinals of the U.S. Amateur in 2007.

Southland tennis has also experienced national prominence. UT Arlington All-American Andy Leber was the 2002 ITA/Ted Farnsworth National Senior Co-Player of the Year after a 43-3 record and earning the nation's No. 2 ranking. In women's tennis, Southeastern Louisiana won 46 consecutive conference matches during a four-year period that began in 2005.

The conference has increased sponsorship and championship opportunities for female student-athletes in recent years, adding women's golf and soccer as league sports. In 2007, Stephen F. Austin became the first Southland soccer team to score a goal in the NCAA tournament, while Texas State became the first women's golf program to compete in the NCAA tournament in 2008.

The Southland Conference has repeatedly demonstrated its commitment to the academic and athletic success of its student-athletes. With the F.L. McDonald Postgraduate Scholarship Award, the league annually honors one male and one female scholar-athlete with a stipend for postgraduate study. The Scholar-Athlete Award is given to each institution's male and female student-athlete with the highest grade-point average. The Steve McCarty Citizenship Award, initiated in 2005-06 and named after the former Stephen F. Austin athletic director, properly recognizes accomplishments off the court for a male and female student-athlete. Also, student-athletes with grade-point averages above 3.0 are honored on the Southland's annual All-Academic teams and Commissioner's Honor Roll. A record 934 student-athletes appeared on the honor roll following the 2010 spring semester.

In addition to providing expanding opportunities for student-athletes, the Southland Conference and its member institutions are very involved in various community outreach programs. Many of these programs provide positive life skills training such as academics, citizenship and leadership to school-aged students in Southland communities.

SOUTHLAND CONFERENCE TELEVISION NETWORK 2010 SCHEDULE

S 25	Gardner-Webb at Sam Houston State
O 02	McNeese State at Northwestern State*
O 09	Texas State at Southeastern La.*
O 16	Central Arkansas at Stephen F. Austin*
O 23	Stephen F. Austin at Sam Houston State*##
O 30	Southeastern La. at Central Arkansas*
N 06	Central Arkansas at Texas State*
N 13	Nicholls at Northwestern State*
N 18	Southeastern Louisiana at Nicholls*
N 20	Wild Card Game*

All times Central; schedule subject to change;
*SLC Game; ##Reliant Stadium, Houston.

BROADCAST AFFILIATES

TEXAS	
Dallas-Fort Worth	WFAA-TV, Ch. 8.2
Houston	KHOU-TV, Ch. 11.2
San Antonio	KCWX-TV, Ch. 2
Austin	KBVO-TV, Ch. 51
Harlingen-Weslaco-	
Brownsville-McAllen,	KRGV-TV, Ch. 5.3
Waco-Temple-Bryan,	KCEN-TV, Ch. 9.2
Tyler-Longview-Lufkin-	
Nacogdoches	MyTX 18
Beaumont-Port Arthur,	KUIL-TV, Ch. 43

LOUISIANA

New Orleans	WUPL-TV, Ch. 54
Shreveport	KPXJ-TV, Ch. 21
Baton Rouge	WBTR-TV, Ch. 41
Lake Charles	KVHP-TV, Ch. 29.2

ARKANSAS

Little Rock-Pine Bluff	KARZ-TV, Ch. 42
Texarkana	KPXJ-TV, Ch. 21

Southeastern Louisiana **2:00**
October 9 **Hammond, La.**

QUICK FACTS

Location: Hammond, La.
Founded: 1925
Enrollment: 15,200
President: Dr. John L. Crain
Athletic Director: Bart Bellairs
Affiliation: NCAA | FCS
Conference: Southland
Nickname: Lions
Colors: Green and Gold
Stadium: Strawberry Stadium (7,408)

TEAM INFORMATION

2009 Overall Record: 6-5
2009 SLC Record/Finish: 4-3 (fourth)
Starters Returning: 18
Letterwinners Returning/Lost: 51/15
Offensive System: Multiple
Defensive System: 4-3

COACHING STAFF

Head Coach: Mike Lucas
Record at SELA: 14-23 (fifth season)
Career Record: 14-23
Football Phone: (985) 549-5550

MEDIA RELATIONS

Director: Matt Sullivan
SID Phone: (985) 549-2142
Cell Phone: (985) 981-0009
SID e-mail: rsullivan@selu.edu
Press Box Phone: (985) 549-2443, 2444
Website: www.LionsSports.net

SERIES INFORMATION

Series Record: Texas State leads 12-1
First Meeting: Texas State, 7-0, 9-2-78
Last Meeting: SELA, 51-50 (ot), 10-3-09

2010 SCHEDULE

Date	Opponent	Score
Sept. 02	at Tulane	7:00
Sept. 11	Tennessee-Martin	6:00
Sept. 18	Lamar	6:00
Sept. 25	at Louisiana-Monroe	TBA
Oct. 09	Texas State*	2:00
Oct. 16	at Sam Houston State*	2:00
Oct. 23	McNeese State*	6:00
Oct. 30	at Central Arkansas	6:00
Nov. 06	Northwestern State	6:00
Nov. 13	at Stephen F. Austin	2:00
Nov. 18	at Nicholls	7:00

2009 RESULTS

Date	Opponent	Score
Sept. 05	Texas A&M-Commerce	W 41-7
Sept. 10	#10 Union College	W 69-20
Sept. 19	at #5 Ole Miss	L 6-52
Sept. 26	at South Dakota	L 13-44
Oct. 10	at Texas State*	W 51-50
Oct. 17	Sam Houston State*	W 37-21
Oct. 24	at #11 McNeese State*	L 35-36
Oct. 31	#12 Central Arkansas*	W 35-21
Nov. 07	at Northwestern State*	W 25-21
Nov. 14	#15 Stephen F. Austin	L 10-41
Nov. 19	Nicholls	L 30-45

*Southland Conference

Nicholls **6:00**
October 16 **San Marcos, Texas**

QUICK FACTS

Location: Thibodaux, La.
Founded: 1948
Enrollment: 7,181
President: Dr. Stephen T. Hulbert
Athletic Director: Rob Bernardi
Affiliation: NCAA | FCS
Conference: Southland
Nickname: Colonels
Colors: Red and Gray
Stadium: Guidry Stadium (12,800)

TEAM INFORMATION

2009 Overall Record: 3-8
2009 SLC Record/Finish: 2-5 (third)
Starters Returning: 17
Letterwinners Returning/Lost: 36/28
Offensive System: Multiple Pro
Defensive System: Multiple 4-3

COACHING STAFF

Head Coach: Charlie Stubbs
Record at Nicholls: first season
Career Record: first season
Football Phone: (985) 448-4802

SPORTS INFORMATION

Director: Brandon Rizzuto
SID Phone: (985) 448-4281
Cell Phone: (504) 782-3590
SID e-mail: brandon.rizzuto@nicholls.edu
Press Box Phone: (985) 448-4845/804-8652
Website: www.geauxcolonels.com

SERIES INFORMATION

Series Record: Texas State trails 13-15
First Meeting: Nicholls, 24-21, 10-4-80
Last Meeting: Tx State, 34-28, 10-17-09

2010 SCHEDULE

Date	Opponent	Time
Sept. 04	at San Diego State	TBA
Sept. 11	at Western Michigan	7:00
Sept. 18	at South Alabama	TBA
Sept. 25	Bacone	4:00
Oct. 09	Sam Houston State *	4:00
Oct. 16	at Texas State *	TBA
Oct. 23	Central Arkansas *	4:00
Oct. 30	at McNeese State *	TBA
Nov. 06	Stephen F. Austin *	4:00
Nov. 13	at Northwestern State *	6:00
Nov. 18	Southeastern Louisiana *	7:00

2009 RESULTS

Date	Opponent	Score
Sept. 05	at Air Force	L 72-0
Sept. 12	Duquesne	W 14-7
Sept. 19	at Louisiana Tech	L 48-13
Sept. 26	Jacksonville State	L 60-10
Oct. 10	at Sam Houston State *	L 44-21
Oct. 17	Texas State *	L 34-28
Oct. 24	at Central Arkansas *	L 42-13
Oct. 31	McNeese State *	L 38-17
Nov. 07	at Stephen F. Austin *	L 31-27
Nov. 14	Northwestern State *	W 28-21
Nov. 19	at Southeastern Louisiana	W 45-30

* Southland Conference

2010 TEXAS STATE FOOTBALL

Northwestern State 6:00
October 23 San Marcos, Texas

QUICK FACTS

Location: Natchitoches, La.
Founded: 1884
Enrollment: 9,111
President: Dr. Randy Webb
Athletic Director: Greg Burke
Affiliation: NCAA I FCS
Conference: Southland
Nickname: Demons
Colors: Purple, White & Orange Trim
Stadium: Turpin Stadium (15,971)

TEAM INFORMATION

2009 Overall Record: 0-11
2009 SLC Record/Finish: 0-7 (eighth)
Starters Returning: 10
Letterwinners Returning/Lost: 55/22
Offensive System: Multiple
Defensive System: 4-3-4

COACHING STAFF

Head Coach: Bradley Dale Peveto
Record at NWST: 0-11 (second season)
Career Record: 0-11 (second season)
Football Phone: (318) 357-5252

SPORTS INFORMATION

Director: Doug Ireland
 SID Phone: (318) 357-6467
 Cell Phone: (318) 471-2086/288-6388
SID e-mail: ireland@nsula.edu
Press Box Phone: (318) 357-4529
Website: www.nsudemons.com

SERIES INFORMATION

Series Record: Texas State trails 11-16
First Meeting: Texas State, 16-14, 10-8-83
Last Meeting: Texas State, 20-17, 10-24-09

2010 SCHEDULE

Date	Opponent	Score
Sept. 05	at Air Force	1:00
Sept. 11	Samford	5:00
Sept. 18	Tarleton State	6:00
Sept. 25	at North Dakota	4:00
Oct. 02	McNeese State	2:00
Oct. 09	at Central Arkansas	6:00
Oct. 23	at Texas State	3:00
Oct. 30	Sam Houston State	6:00
Nov. 06	at Southeastern Louisiana	6:00
Nov. 13	Nicholls	2:00
Nov. 20	at Stephen F. Austin	6:00

2009 RESULTS

Date	Opponent	Score
Sept. 05	at Houston	L 7-55
Sept. 12	at Grambling	L 17-38
Sept. 19	North Dakota	L 20-27
Sept. 26	at Baylor	L 13-68
Oct. 10	Central Arkansas*	L 0-34
Oct. 17	McNeese State*	L 23-51
Oct. 24	Texas State*	L 17-30
Oct. 31	Sam Houston State*	L 30-34
Nov. 07	Southeastern Louisiana*	L 0-27
Nov. 14	Nicholls*	L 21-28
Nov. 21	Stephen F. Austin*	L 10-19

*Southland Conference

Stephen F. Austin 2:00
October 30 Nacogdoches, Texas

QUICK FACTS

Location: Nacogdoches, Texas
Founded: 1923
Enrollment: 12,845
President: Dr. Baker Pattillo
Athletic Director: Robert Hill
Affiliation: NCAA I FCS
Conference: Southland
Nickname: Lumberjacks
Colors: Purple and White
Stadium: Homer Bryce Stadium (14,575)

TEAM INFORMATION

2009 Overall Record: 10-3
2009 SLC Record/Finish: 6-1 (t-first)
Starters Returning: 16
Letterwinners Returning/Lost: 40/19
Offensive System: Spread
Defensive System: 4-3

COACHING STAFF

Head Coach: J.C. Harper
Record at SFA: 14-22 (fourth season)
Career Record: 14-22 (fourth season)
Football Phone: (936) 468-3502

SPORTS INFORMATION

Director: James Dixon
 SID Phone: (936) 468-2606
 Cell Phone: (936) 552-1171
SID e-mail: jdixon@sfasu.edu
Press Box Phone: (936) 468-3910/3911
Website: www.sfajacks.com

SERIES INFORMATION

Series Record: Texas State leads 54-29-1
First Meeting: Texas State, 47-0, 1923
Last Meeting: Texas State, 28-7, 10-31-09

2010 SCHEDULE

Date	Opponent	Score
Sept. 04	at Texas A&M	TBA
Sept. 11	Albany	6:00
Sept. 18	at Northern Iowa	4:05
Sept. 25	Lamar	6:00
Oct. 09	at McNeese State*	7:00
Oct. 16	Central Arkansas*	6:00
Oct. 23	vs. Sam Houston State**	2:00
Oct. 30	Texas State	2:00
Nov. 06	at Nicholls	4:00
Nov. 13	Southeastern Louisiana	2:00
Nov. 20	Northwestern State	2:00

2009 RESULTS

Date	Opponent	Score
Sept. 05	at SMU	L 23-31
Sept. 12	Texas College	W 92-0
Sept. 19	at Western Illinois	W 40-30
Sept. 26	North Dakota	W 65-31
Oct. 10	#7 McNeese State*	W 16-13
Oct. 17	at Central Arkansas*	W 33-30
Oct. 24	Sam Houston State*	W 42-3
Oct. 31	at Texas State*	L 7-28
Nov. 07	Nicholls*	W 31-27
Nov. 14	at Southeastern Louisiana*	W 41-10
Nov. 21	at Northwestern State*	W 19-10
Nov. 28	#13 Eastern Washington	W 44-33
Dec. 05	at Montana	L 0-51

*Southland Conference; ** game to be played at Reliant Stadium in Houston.

Central Arkansas 2:00
November 6 San Marcos, Texas

QUICK FACTS

Location: Conway, Ark.
Founded: 1907
Enrollment: 11,758
President: Dr. Allen C. Meadors
Athletic Director: Dr. Brad Teague
Affiliation: NCAA I FCS
Conference: Southland
Nickname: Bears
Colors: Purple, Purple & Gray
Stadium: First Security Field @ Estes Stadium (8,500)

TEAM INFORMATION

2009 Overall Record: 5-7
2009 SLC Record/Finish: 2-4 (t-sixth)
Starters Returning: 10
Letterwinners Returning: 40
Offensive System: Multiple
Defensive System: Multiple

COACHING STAFF

Head Coach: Clint Conque
Record at UCA: 73-43 (11th season)
Career Record: 73-43 (11th season)
Football Phone: (501) 450-3153

SPORTS INFORMATION

Director: Steve East
 SID Phone: (501) 450-5743
 Cell Phone: (501) 339-8215
SID e-mail: seast@uca.edu
Press Box Phone: (501) 450-5743
Website: www.ucasports.com

SERIES INFORMATION

Series Record: Texas State trails 1-2
First Meeting: UCA, 63-21, 10-11-07
Last Meeting: Texas State, 27-24, 11-7-09

2010 SCHEDULE

Date	Opponent	Score
Sept. 02	Elizabeth City State	7:00
Sept. 11	at Eastern Illinois	1:30
Sept. 18	Murray State	6:00
Sept. 25	at Tulsa	6:00
Oct. 09	Northwestern State*	6:00
Oct. 16	at Stephen F. Austin*	6:00
Oct. 23	at Nicholls*	4:00
Oct. 30	Southeastern Louisiana*	6:00
Nov. 06	at Texas State*	3:00
Nov. 13	Sam Houston State*	3:00
Nov. 20	McNeese State*	3:00

2009 RESULTS

Date	Opponent	Score
Sept. 04	at Hawaii	L 20-25
Sept. 19	at Western Kentucky	W 28-7
Sept. 26	Glenville State	W 24-10
Oct. 03	Missouri S&T	W 45-10
Oct. 10	at Northwestern State*	W 34-0
Oct. 17	Stephen F. Austin*	L 30-33
Oct. 24	Nicholls*	W 42-13
Oct. 31	at Southeastern Louisiana*	L 21-25
Nov. 07	Texas State*	L 24-27
Nov. 12	at Sam Houston State*	L 14-17
Nov. 21	at McNeese State*	L 17-21
Nov. 28	North Dakota	L 16-17

*Southland Conference

McNeese State 7:00
November 13 Lake Charles, La.

QUICK FACTS

Location: Lake Charles, La.
Founded: 1939
Enrollment: 8,246
President: Dr. Philip Williams
Athletic Director: Tommy McClelland
Affiliation: NCAA I FCS
Conference: Southland
Nickname: Cowboys
Colors: Blue and Gold
Stadium: Louis Bonnette Field at Cowboy Stadium (17,410)

TEAM INFORMATION

2009 Overall Record: 9-3
2009 SLC Record/Finish: 6-1 (t-first)
Starters Returning: 15
Letterwinners Returning/Lost: 51/17
Offensive System: Multiple Pro
Defensive System: 4-2-5

COACHING STAFF

Head Coach: Matt Viator
Record at McNeese: 33-10 (fifth season)
Career Record: 33-10 (fifth season)
Football Phone: (337) 475-5235

SPORTS INFORMATION

Director: Louis Bonnette
 SID Phone: (337) 475-5207
 Cell Phone: (337) 802-7127
SID e-mail: lbonnette@mcneese.edu
Press Box Phone: (337) 475-5225
Website: www.mcneesesports.com

SERIES INFORMATION

Series Record: Texas State trails 8-19
First Meeting: McNeese St. 27-7, 1957
Last Meeting: McNeese St., 30-27, 11-14-09

2010 SCHEDULE

Date	Opponent	Score
Sept. 04	Lamar	7:00
Sept. 11	at Missouri	TBA
Sept. 25	Cal Poly	7:00
Oct. 02	at Northwestern State*	2:00
Oct. 09	Stephen F. Austin*	7:00
Oct. 16	at LSU	7:00
Oct. 23	at Southeastern Louisiana*	6:00
Oct. 30	Nicholls*	7:00
Nov. 06	at Sam Houston State*	TBA
Nov. 13	Texas State*	7:00
Nov. 20	at Central Arkansas*	3:00

2009 RESULTS

Date	Opponent	Score
Sept. 05	Henderson State	W 27-24
Sept. 12	at #2 Appalachian State	W 40-35
Sept. 19	Savannah State	W 56-0
Sept. 26	at Tulane	L 42-32
Oct. 10	at Stephen F. Austin	L 16-13
Oct. 17	Northwestern State	W 51-23
Oct. 24	Southeastern Louisiana	W 36-35
Oct. 31	at Nicholls	W 38-17
Nov. 07	Sam Houston State	W 63-42
Nov. 14	at Texas State	W 30-27
Nov. 21	Central Arkansas	W 21-17
Nov. 28	#10 New Hampshire	L 49-13

*Southland Conference

Sam Houston State 2:00
November 20 Huntsville, Texas

QUICK FACTS

Location: Huntsville, Texas
Founded: 1879
Enrollment: 16,795
President: Dr. James F. Gaertner
Athletic Director: Bobby Williams
Affiliation: NCAA I FCS
Conference: Southland
Nickname: Bearkats
Colors: Orange and White
Stadium: Elliott T. Bowers Stadium (14,000)

TEAM INFORMATION

2009 Overall Record: 5-6
2009 SLC Record/Finish: 3-4 (fifth)
Starters Returning: Nine
Letterwinners Returning/Lost: 35/27
Offensive System: Multiple
Defensive System: 4-3

COACHING STAFF

Head Coach: Willie Fritz
Record at Sam Houston State: first season
Career Record: 136-52-1 (17 years)
Football Office Phone: (936) 294-1735

MEDIA RELATIONS

Director: Paul Ridings
SID Phone: (936) 357-6467
SID e-mail: ridings@shsu.edu
Press Box Phone: (936) 294-1838
Website: www.gobearkats.com

SERIES INFORMATION

Series Record: Texas State leads 49-33-4
First Meeting: Texas State, 32-0, 1919
Last Meeting: Texas State, 28-20, 11-21-09

2010 SCHEDULE

Date	Opponent	Score
Sept. 04	at Baylor	TBA
Sept. 18	at Western Illinois	1:00
Sept. 19	Gardner-Webb	TBA
Oct. 02	at Lamar	6:00
Oct. 09	at Nicholls*	4:00
Oct. 16	Southeastern Louisiana*	2:00
Oct. 23	Stephen F. Austin**	2:00
Oct. 30	at Northwestern State*	6:00
Nov. 06	McNeese State*	TBA
Nov. 13	at Central Arkansas*	3:00
Nov. 20	Texas State*	2:00

2009 RESULTS

Date	Opponent	Score
Sept. 03	Western Illinois	L 28-35
Sept. 12	North Dakota State	W 48-45
Sept. 24	at Tulsa	L 3-56
Oct. 03	Saint Joseph's (Indiana)	W 41-0
Oct. 10	Nicholls*	W 44-21
Oct. 17	at Southeastern Louisiana*	L 21-37
Oct. 24	at #15 Stephen F. Austin*	L 3-42
Oct. 31	Northwestern State*	W 34-30
Nov. 07	at McNeese State*	L 42-63
Nov. 12	Central Arkansas*	W 17-14
Nov. 21	at Texas State*	L 20-28

*-Southland Conference; **- game to be played at Reliant Stadium in Houston.

ALL-TIME SERIES RECORDS

Opponent	W	L	T	First	Last
Abilene Christian	7	15	3	1928	2007
Angelo State	18	6	0	1965	2009
Appalachian State	0	1	0	2004	2004
Arkansas-Monticello	1	0	0	2001	2001
Austin College	1	1	0	1904	1910
Baylor	0	7	0	1909	2007
Brooke Army Center	0	1	0	1954	1954
California-Davis	2	0	0	1982	2003
Cal Poly	2	1	0	2004	2007
Cal State Northridge	2	1	0	1994	2000
Cal State Sacramento	1	1	0	1995	1997
Cameron State	2	0	0	1976	1979
Central Arkansas	1	2	0	2007	2009
Central Florida	2	0	0	1984	1985
Central Ohio	0	1	0	1983	1983
Corpus Christi Univ.	3	0	0	1950	1960
Dallas Univ.	1	0	0	1922	1922
Daniel Baker Univ.	8	4	1	1920	1948
Deaf and Dumb School	1	1	0	1904	1904
Delta State	2	0	0	1998	2005
East Carolina	0	1	0	1985	1985
East Texas Baptist	2	0	0	1949	1950
East Texas State	28	26	2	1920	1983
Eastern Washington	0	2	0	1995	1996
Florida Atlantic	0	2	0	2003	2004
Ft. Valley State	1	0	0	1982	1982
Georgia Southern	1	0	0	2005	2005
Grand Valley State	1	0	0	1996	1996
Hofstra	1	1	0	1996	1997
Houston	3	0	0	1946	1948
Howard Payne	30	25	4	1920	1983
Idaho	1	3	0	1990	1996
Illinois State	1	0	0	2001	2001
Jacksonville State	5	3	0	1981	2002
Kentucky	0	1	0	2006	2006
Lackland Air Force Base	1	0	0	1964	1964
Lamar	14	6	1	1951	1987
Liberty	0	2	0	1990	1993
Louisiana-Monroe	2	7	0	1986	2000
McMurry College	11	4	1	1929	1971
McNeese State	8	19	0	1957	2009
Meridian College	1	1	0	1919	1920
Midwestern State	2	1	0	1949	2000
Minnesota	0	1	0	2002	2002
Missouri	0	1	0	2001	2001
Montana State	1	1	0	1995	1997
New Mexico	0	1	0	2003	2003
Nicholls	13	15	0	1980	2009
North Dakota State	1	0	0	1981	1981
North Texas	7	30	2	1915	1994
Northern Colorado	1	1	0	2006	2008
Northern Arizona	0	3	0	1986	1999
Northern Iowa	1	2	0	1993	2005

Opponent	W	L	T	First	Last
Northern Michigan	1	0	0	1981	1981
Northwestern State	11	16	0	1983	2009
Oklahoma Panhandle State	1	0	0	2005	2005
Oklahoma State	0	1	0	2000	2000
Pacific	0	1	0	1994	1994
Portland State	1	1	0	2001	2002
Prairie View A&M	9	2	0	1976	1992
Randolph Field	5	0	0	1937	1946
Rice	2	2	0	1920	1987
St Edward's	5	5	0	1904	1939
St Mary's	2	0	0	1926	1927
Sam Houston State	49	33	4	1919	2009
San Marcos Academy	3	0	0	1919	1921
San Marcos Air Force	1	0	0	1951	1951
Schreiner Institute	5	6	1	1930	1943
Second Armored Division	0	0	1	1946	1946
Sonoma State	1	0	0	1994	1994
South Dakota State	1	1	0	2005	2007
South Florida	0	1	0	1999	1999
Southeastern Louisiana	12	1	0	1978	2009
SMU	0	1	0	2008	2008
Southern Utah	4	6	0	1995	2009
Southwestern	12	11	2	1918	1950
Stephen F. Austin	54	29	1	1923	2009
Sul Ross State	20	8	0	1929	1975
Tarleton State	9	0	0	1961	2006
Texas	0	1	0	1919	1919
Texas A&M-Kingsville	25	33	1	1926	2002
Texas A&M	0	2	0	1919	2005
Texas-Arlington	0	2	0	1984	1985
TCU	0	1	0	2009	2009
Texas Southern	9	0	0	1988	2009
Texas Lutheran	23	6	1	1937	1981
Trinity	13	9	0	1925	1972
Troy State	1	4	0	1996	2000
Tulsa	0	1	0	2003	2003
23rd Infantry	1	0	0	1934	1934
West Texas Military	3	0	0	1904	1919
West Texas State	0	1	0	1980	1980
Wichita State	1	0	0	1984	1984
Youngstown State	0	1	0	1992	1992

ALL-TIME SERIES HISTORY

CAL POLY

Series Record: 2-1-0
 Series Record in San Marcos: 2-0
 Series Record in San Luis Obispo: 0-1

Year	Score	Result
2004	Cal Poly 38, Texas State 21	L
2005	Texas State 14, Cal Poly 7	W
2007	Texas State 38, Cal Poly 35	W

CENTRAL ARKANSAS

Series Record: 1-2-0
 Series Record in San Marcos: 0-1
 Series Record in Conway: 1-1

Year	Score	Result
2007	Central Arkansas 63, Texas State 21	L
2008	Central Arkansas 31, Texas State 24	L
2009	Texas State 27, Central Arkansas 24	W

HOUSTON

Series Record: 3-0
 Series Record in San Marcos: 2-0
 Series Record in Houston: 1-0

Year	Score	Result
1946	Texas State 21, Houston 7	W
1947	Texas State 2, Houston 0	W
1948	Texas State 3, Houston 0	W

MCNEESE STATE

Series Record: 8-19
 Series Record in San Marcos: 3-13
 Series Record in Lake Charles: 5-6

Year	Score	Result
1957	McNeese State 27, Texas State 7	L
1958	McNeese State 21, Texas State 0	L
1985	McNeese State 28, Texas State 0	L
1986	Texas State 13, McNeese State 9	W
1987	Texas State 26, McNeese State 14	W
1988	McNeese State 24, Texas State 21	L
1989	McNeese State 21, Texas State 7	L
1990	Texas State 19, McNeese State 17	W
1991	McNeese State 19, Texas State 18	L
1992	McNeese State 17, Texas State 13	L
1993	McNeese State 27, Texas State 10	L
1994	McNeese State 34, Texas State 10	L
1995	McNeese State 34, Texas State 10	L
1996	Texas State 16, McNeese State 13	W
1997	McNeese State 31, Texas State 21	L
1998	McNeese State 27, Texas State 0	L
1999	McNeese State 10, Texas State 7	L
2000	McNeese State 10, Texas State 7	L
2001	McNeese State 21, Texas State 3	L
2002	McNeese State 47, Texas State 7	L
2003	McNeese State 38, Texas State 28	L
2004	Texas State 54, McNeese State 27	W
2005	Texas State 49, McNeese State 7	W
2006	Texas State 27, McNeese State 17	W
2007	McNeese State 41, Texas State 20	L
2008	Texas State 45, McNeese State 42	W
2009	McNeese State 30, Texas State 27	L



NICHOLLS

Series Record: 13-15
 Series Record in San Marcos: 8-6
 Series Record in Thibodaux: 5-9

Year	Score	Result
1980	Nicholls 24, Texas State 21	L
1982	Texas State 14, Nicholls 7	W
1984	Nicholls 30, Texas State 14	L
1985	Nicholls 20, Texas State 12	L
1986	Nicholls 35, Texas State 21	L
1987	Texas State 31, Nicholls 16	W
1988	Nicholls 13, Texas State 10	L
1989	Nicholls 22, Texas State 21	L
1990	Texas State 33, Nicholls 30	W
1991	Texas State 19, Nicholls 10	W
1992	Texas State 38, Nicholls 13	W
1993	Nicholls 63, Texas State 37	L
1994	Texas State 27, Nicholls 26	W
1995	Texas State 35, Nicholls 14	W
1996	Nicholls 49, Texas State 36 (5 ot)	L
1997	Nicholls 29, Texas State 28	L
1998	Texas State 28, Nicholls 27	W
1999	Texas State 16, Nicholls 0	W
2000	Texas State 25, Nicholls 0	W
2001	Nicholls 33, Texas State 14	L
2002	Nicholls 24, Texas State 21	L
2003	Nicholls 31, Texas State 13	L
2004	Texas State 35, Nicholls 12	W
2005	Nicholls 32, Texas State 29 (ot)	L
2006	Nicholls 21, Texas State 19	L
2007	Nicholls 52, Texas State 28	L
2008	Texas State 34, Nicholls 10	W
2009	Texas State 34, Nicholls 28	W

NORTHWESTERN STATE

Series Record: 11-16
 Series Record in San Marcos: 5-9
 Series Record in Natchitoches: 6-7


Year	Score	Result
1983	Texas State 16, Northwestern State 14	W
1984	Northwestern State 28, Texas State 7	L
1985	Texas State 26, Northwestern State 17	W
1986	Texas State 29, Northwestern State 6	W
1987	Northwestern State 24, Texas State 21	L
1988	Northwestern State 49, Texas State 21	L
1989	Northwestern State 31, Texas State 14	L
1990	Texas State 21, Northwestern State 12	W
1991	Texas State 24, Northwestern State 0	W
1992	Northwestern State 20, Texas State 17	L
1993	Texas State 22, Northwestern State 15	W
1994	Northwestern State 41, Texas State 17	L
1995	Texas State 28, Northwestern State 14	W
1996	Northwestern State 49, Texas State 0	L
1997	Northwestern State 31, Texas State 3	L
1998	Northwestern State 34, Texas State 10	L
1999	Northwestern State 36, Texas State 21	L
2000	Texas State 21, Northwestern State 10	W
2001	Northwestern State 20, Texas State 17	L
2002	Northwestern State 40, Texas State 27	L
2003	Northwestern State 49, Texas State 19	L
2004	Northwestern State 44, Texas State 7	L
2005	Texas State 31, Northwestern State 16	W
2006	Northwestern State 19, Texas State 10	L
2007	Texas State 20, Northwestern State 17	W
2008	Northwestern State 34, Texas State 31 (ot)	L
2009	Texas State 20, Northwestern State 17	W

SAM HOUSTON STATE

Series Record: 49-33-4
 Series Record in San Marcos: 19-11-1
 Series Record in Huntsville: 14-15-1

##-records do not indicate home sites before 1949

Year	Score	Result
1919	Texas State 32, Sam Houston State 0	W
1919	Texas State 6, Sam Houston State 0	W
1920	Texas State 32, Sam Houston State 0	W
1921	Texas State 14, Sam Houston State 13	W
1922	Texas State 24, Sam Houston State 0	W
1923	Sam Houston State 6, Texas State 0	L
1924	Texas State 13, Sam Houston State 0	W
1925	Sam Houston State 12, Texas State 9	L
1926	Texas State 9, Sam Houston State 0	W
1927	Texas State 6, Sam Houston State 6	T
1931	Sam Houston State 6, Texas State 0	L
1932	Texas State 6, Sam Houston State 0	W
1933	Texas State 3, Sam Houston State 0	W
1934	Sam Houston State 6, Texas State 0	L
1935	Texas State 19, Sam Houston State 0	W
1936	Texas State 14, Sam Houston State 0	W
1937	Texas State 14, Sam Houston State 6	W
1938	Sam Houston State 13, Texas State 7	L
1939	Texas State 0, Sam Houston State 0	T
1940	Sam Houston State 19, Texas State 12	L
1941	Texas State 29, Sam Houston State 7	W
1943	Sam Houston State 23, Texas State 20	L
1946	Texas State 21, Sam Houston State 13	W
1947	Texas State 7, Sam Houston State 0	W
1948	Texas State 14, Sam Houston State 0	W
1949	Texas State 19, Sam Houston State 14	L
1950	Texas State 20, Sam Houston State 13	W
1951	Texas State 20, Sam Houston State 20	T
1952	Texas State 35, Sam Houston State 27	W
1953	Sam Houston State 21, Texas State 13	L
1954	Texas State 26, Sam Houston State 22	W
1955	Sam Houston State 16, Texas State 14	L
1956	Sam Houston State 20, Texas State 0	L
1957	Texas State 9, Sam Houston State 0	W
1958	Sam Houston State 9, Texas State 0	L
1959	Texas State 18, Sam Houston State 14	W
1960	Sam Houston State 7, Texas State 0	L
1961	Sam Houston State 9, Texas State 7	L
1962	Texas State 21, Sam Houston State 20	W
1963	Texas State 10, Sam Houston State 8	W
1964	Sam Houston State 15, Texas State 14	L
1965	Texas State 17, Sam Houston State 7	W
1966	Sam Houston State 27, Texas State 16	W
1967	Texas State 61, Sam Houston State 0	W
1968	Texas State 31, Sam Houston State 15	W
1969	Texas State 24, Sam Houston State 21	W
1970	Sam Houston State 25, Texas State 24	L
1971	Texas State 10, Sam Houston State 7	W
1972	Texas State 26, Sam Houston State 14	W
1973	Texas State 28, Sam Houston State 7	W
1974	Texas State 20, Sam Houston State 6	W
1975	Texas State 3, Sam Houston State 0	W
1976	Texas State 40, Sam Houston State 10	W
1977	Texas State 16, Sam Houston State 5	W
1978	Sam Houston State 21, Texas State 16	L
1979	Texas State 40, Sam Houston State 22	W
1980	Texas State 55, Sam Houston State 7	W
1981	Texas State 38, Sam Houston State 14	W
1982	*Texas State 52, Sam Houston State 21	W
1983	Texas State 26, Sam Houston State 10	W



Daren Dillard catches a touchdown pass against Sam Houston State.

Year	Score	Result
1984	Sam Houston State 21, Texas State 17	L
1985	Sam Houston State 27, Texas State 25	L
1986	Sam Houston State 32, Texas State 31	L
1987	Sam Houston State 24, Texas State 21	L
1988	Texas State 10, Sam Houston State 3	W
1989	Texas State 24, Sam Houston State 0	W
1990	Sam Houston State 26, Texas State 25	L
1991	Sam Houston State 20, Texas State 14	L
1992	Texas State 22, Sam Houston State 22	T
1993	Sam Houston State 35, Texas State 10	L
1994	Sam Houston State 34, Texas State 10	L
1995	Sam Houston State 26, Texas State 20	L
1996	Sam Houston State 29, Texas State 17	L
1997	Sam Houston State 35, Texas State 30	L
1998	Sam Houston State 31, Texas State 24	L
1999	Texas State 20, Sam Houston State 14	W
2000	Texas State 24, Sam Houston State 17	W
2001	Sam Houston State 31, Texas State 13	L
2002	Sam Houston State 21, Texas State 14	L
2003	Texas State 49, Sam Houston State 28	W
2004	Sam Houston State 27, Texas State 9	L
2005	Texas State 26, Sam Houston State 23 (ot)	W
2006	Texas State 28, Sam Houston State 21	W
2007	Sam Houston State 29, Texas State 28	L
2008	Texas State 48, Sam Houston State 45 (ot)	W
2009	Texas State 28, Sam Houston State 20	W

*Denotes - Played in the Houston Astrodome

SOUTHERN UTAH

Series Record: 4-6

Series Record in San Marcos: 4-2

Series Record in Cedar City: 0-4

Year	Score	Result
1995	Texas State 65, Southern Utah 15	W
1996	Southern Utah 41, Texas State 27	L
1997	Texas State 21, Southern Utah 7	W
1999	Southern Utah 32, Texas State 28	L

Year	Score	Result
2002	Texas State 49, Southern Utah 19	W
2003	Southern Utah 31, Texas State 28	L
2005	Texas State 34, Southern Utah 0	W
2006	Southern Utah 30, Texas State 21	L
2008	Southern Utah 34, Texas State 20	L
2009	Southern Utah 38, Texas State 16	L

SOUTHEASTERN LOUISIANA (12-1)

Series Record: 12-1

Series Record in San Marcos: 6-1

Series Record in Hammond: 6-0

Year	Score	Result
1978	Texas State 7, Southeastern La. 0	W
1979	Texas State 14, Southeastern La. 7	W
1981	Texas State 35, Southeastern La. 10	W
1982	Texas State 34, Southeastern La. 21	W
1984	Texas State 10, Southeastern La. 7	W
1985	Texas State 55, Southeastern La. 15	W
2003	Texas State 38, Southeastern La. 17	W
2004	Texas State 31, Southeastern La. 28 (2 OT)	W
2005	Texas State 30, Southeastern La. 15	W
2006	Texas State 38, Southeastern La. 17	W
2007	Texas State 45, Southeastern Louisiana 31	W
2008	Texas State 38, Southeastern Louisiana 24	W
2009	Southeastern Louisiana 51, Texas Stae 50	L

STEPHEN F. AUSTIN (53-29-1)

Series Record: 54-29-1

Series Record in San Marcos: 25-7

Series Record in Nacodoches: 14-16

records do not include home sites before 1949

Year	Score	Result
1923	Texas State 47, Stephen F. Austin 0	W
1924	Texas State 23, Stephen F. Austin 6	W
1925	Texas State 12, Stephen F. Austin 0	W
1926	Texas State 7, Stephen F. Austin 0	W
1927	Texas State 14, Stephen F. Austin 0	W
1928	Texas State 20, Stephen F. Austin 0	W
1929	Texas State 24, Stephen F. Austin 7	W
1930	Texas State 6, Stephen F. Austin 0	W
1931	Texas State 19, Stephen F. Austin 0	W
1932	Texas State 25, Stephen F. Austin 6	W
1933	Texas State 27, Stephen F. Austin 0	W
1934	Texas State 19, Stephen F. Austin 19	T
1935	Stephen F. Austin 14, Texas State 0	L
1936	Stephen F. Austin 14, Texas State 7	L
1937	Texas State 25, Stephen F. Austin 6	W
1938	Texas State 33, Stephen F. Austin 0	W
1939	Stephen F. Austin 13, Texas State 6	L
1940	Stephen F. Austin 13, Texas State 7	L
1941	Texas State 28, Stephen F. Austin 0	W
1946	Texas State 13, Stephen F. Austin 7	W
1947	Texas State 20, Stephen F. Austin 0	W
1948	Texas State 3, Stephen F. Austin 0	W
1949	Stephen F. Austin 23, Texas State 20	L
1950	Stephen F. Austin 21, Texas State 14	L
1951	Stephen F. Austin 27, Texas State 20	L
1952	Texas State 20, Stephen F. Austin 10	W
1953	Texas State 34, Stephen F. Austin 7	W
1954	Texas State 7, Stephen F. Austin 6	W
1955	Texas State 26, Stephen F. Austin 20	W
1956	Texas State 32, Stephen F. Austin 6	W
1957	Stephen F. Austin 20, Texas State 13	L
1958	Texas State 29, Stephen F. Austin 13	W
1959	Stephen F. Austin 14, Texas State 6	L
1960	Texas State 17, Stephen F. Austin 0	W
1961	Texas State 29, Stephen F. Austin 21	W
1962	Texas State 40, Stephen F. Austin 7	W

Year	Score	Result
1963	Texas State 20, Stephen F. Austin 17	W
1964	Texas State 21, Stephen F. Austin 15	W
1965	Stephen F. Austin 17, Texas State 13	L
1966	Texas State 20, Stephen F. Austin 7	W
1967	Texas State 14, Stephen F. Austin 13	W
1968	Texas State 43, Stephen F. Austin 6	W
1969	Stephen F. Austin 42, Texas State 24	L
1970	Stephen F. Austin 21, Texas State 17	L
1971	Texas State 49, Stephen F. Austin 22	W
1972	Texas State 24, Stephen F. Austin 20	W
1973	Stephen F. Austin 17, Texas State 13	L
1974	Stephen F. Austin 12, Texas State 7	L
1975	Texas State 19, Stephen F. Austin 3	W
1976	Texas State 34, Stephen F. Austin 0	W
1977	Texas State 14, Stephen F. Austin 9	W
1978	Texas State 9, Stephen F. Austin 0	W
1979	Stephen F. Austin 28, Texas State 14	L
1980	Texas State 34, Stephen F. Austin 20	W
1981	Texas State 38, Stephen F. Austin 6	W
1982	Texas State 31, Stephen F. Austin 21	W
1983	Stephen F. Austin 27, Texas State 24	L
1984	Texas State 24, Stephen F. Austin 7	W
1985	Stephen F. Austin 43, Texas State 21	L
1986	Texas State 34, Stephen F. Austin 28	W
1987	Texas State 7, Stephen F. Austin 3	W
1988	Stephen F. Austin 27, Texas State 10	L
1989	Stephen F. Austin 32, Texas State 21	L
1990	Texas State 24, Stephen F. Austin 0	W
1991	Texas State 31, Stephen F. Austin 15	W
1992	Texas State 17, Stephen F. Austin 14	W
1993	Stephen F. Austin 29, Texas State 7	L
1994	Stephen F. Austin 24, Texas State 19	L
1995	Stephen F. Austin 50, Texas State 21	L
1996	Texas State 31, Stephen F. Austin 19	W
1997	Stephen F. Austin 31, Texas State 28	L
1998	Texas State 14, Stephen F. Austin 7	W
1999	Stephen F. Austin 28, Texas State 17	L
2000	Texas State 38, Stephen F. Austin 21	W
2001	Stephen F. Austin 35, Texas State 13	L
2002	Stephen F. Austin 30, Texas State 21	L
2003	Stephen F. Austin 44, Texas State 27	L
2004	Texas State 17, Stephen F. Austin 14	W
2005	Texas State 38, Stephen F. Austin 21	W
2006	Stephen F. Austin 24, Texas State 13	L
2007	Texas State 52, Stephen F. Austin 29	W
2008	Texas State 62, Stephen F. Austin 21	W
2009	Texas State 28, Stephen F. Austin 7	W



2010 TEXAS STATE FOOTBALL

TEXAS STATE SEASON OPENERS

Texas State is 56-37-2 in season-opening games dating back to the inaugural game in 1904. The Bobcats' longest winning streak in openers is seven games (1962-68, 1978-84) while the longest losing streak is also seven contests (1909-19).

1904	Texas State 6, St. Edward's 0	W
1909	Baylor 55, Texas State 0	L
1910	Austin 19, Texas State 0	L
1913	Baylor 9, Texas State 7	L
1915	Denton 14, Texas State 0	L
1916	Baylor 75, Texas State 0	L
1918	Southwestern 35, Texas State 0	L
1919	Texas A&M 28, Texas State 0	L
1920	Texas State 79, Meridian 0	W
1921	Texas State 62, San Marcos Academy 3	W
1922	Southwestern 20, Texas State 0	L
1923	Texas State 47, SFA 0	W
1924	Texas State 23, SFA 6	W
1925	Texas State 12, SFA 0	W
1926	Texas State 13, Texas A&M-Kingsville 2	W
1927	Texas State 14, SFA 0	W
1928	Texas A&M-Kingsville 4, Texas State 0	L
1929	Texas State 24, Stephen F. Austin 7	W
1930	Texas State 6, Stephen F. Austin 0	W
1931	Howard Payne 6, Texas State 0	L
1932	Howard Payne 14, Texas State 6	L
1933	Texas State 20, Howard Payne 12	W
1934	Texas State 13, 23rd Infantry 0	W
1935	Howard Payne 13, Texas State 6	L
1936	Howard Payne 44, Texas State 0	L
1937	Texas State 34, Texas Lutheran 0	W
1938	Howard Payne 14, Texas State 0	L
1939	Texas State 20, Randolph Field 0	W
1940	Texas State 7, Howard Payne 6	W
1941	Howard Payne 13, Texas State 0	L
1943	Texas State 6, Howard Payne 0	W
1946	Texas State 7, Randolph Field 0	W
1947	Abilene Christian 19, Texas State 13	L
1948	Texas State 35, Daniel Baker 0	W
1949	Texas State 0, Southwestern 0	T
1950	Southwestern 28, Texas State 7	L
1951	Texas State 54, San Marcos Air Force 0	W
1952	Abilene Christian 20, Texas State 7	L
1953	Abilene Christian 26, Texas State 19	L
1954	Brooke Army 34, Texas State 13	L
1955	Texas State 47, Texas Lutheran 6	W
1956	Texas State 19, Texas Lutheran 6	W
1957	McNeese State 27, Texas State 7	L
1958	McNeese State 21, Texas State 0	L
1959	Texas State 14, Texas Lutheran 12	W
1960	Texas Lutheran 39, Texas State 7	L
1961	Texas Lutheran 7, Texas State 6	L
1962	Texas State 25, Texas Lutheran 7	W
1963	Texas State 21, Texas Lutheran 8	W
1964	Texas State 14, Texas Lutheran 3	W
1965	Texas State 31, Texas Lutheran 0	W
1966	Texas State 34, Texas Lutheran 3	W
1967	Texas State 30, Texas Lutheran 7	W
1968	Texas State 40, Texas Lutheran 0	W
1969	Texas State 24, Texas Lutheran 24	T
1970	Texas State 14, Texas Lutheran 3	W
1971	Texas State 30, Angelo State 8	W
1972	Trinity 9, Texas State 7	L
1973	Texas State 21, Texas Lutheran 0	W
1974	Texas Lutheran 30, Texas State 7	L
1975	Texas Lutheran 21, Texas State 20	L
1976	Texas Lutheran 13, Texas State 9	L

1977	Texas Lutheran 21, Texas State 13	L
1978	Texas State 7, Southeast Louisiana 0	W
1979	Texas State 38, Prairie View A&M 13	W
1980	Texas State 49, Prairie View A&M 0	W
1981	Texas State 56, Prairie View A&M 0	W
1982	Texas State 30, Lamar 0	W
1983	Texas State 46, Prairie View A&M 7	W
1984	Texas State 38, Wichita State 31	W
1985	Texas A&M-Kingsville 30, Texas State 7	L
1986	North Texas 7, Texas State 0	L
1987	Texas A&M-Kingsville 20, Texas State 0	L
1988	Texas State 41, Texas A&M-Kingsville 28	W
1989	Texas A&M-Kingsville 28, Texas State 13	L
1990	Texas State 15, Texas A&M-Kingsville 7	W
1991	Texas State 29, Texas A&M-Kingsville 14	W
1992	Texas State 15, Texas A&M-Kingsville 14	W
1993	Texas State 20, Texas A&M-Kingsville 14	W
1994	Texas A&M-Kingsville 45, Texas State 14	L
1995	Eastern Washington 34, Texas State 16	L
1996	Texas State 19, Grand Valley State 14	W
1997	Texas State 24, Sacramento State 14	W
1998	Texas State 17, Delta State 10	W
1999	Texas State 45, Midwestern State 3	W
2000	Texas State 34, Midwestern State 13	W
2001	Texas State 52, Arkansas-Monticello 7	W
2002	Minnesota 42, Texas State 0	L
2003	New Mexico 72, Texas State 8	L
2004	Texas State 45, Angelo State 10	W
2005	Texas State 32, Delta State 25	W
2006	Texas State 27, Tarleton State 23	W
2007	Texas State 83, Cal Poly 35	W
2008	Texas State 21, Angelo State 14	W
2009	Texas State 48, Angelo State 28	W

TEXAS STATE HOMECOMING GAMES

Through the years, Texas State is 43-29-1 in homecoming games. The Bobcats have won five of their last six homecoming games.

1934	East Texas State 12, Texas State 6	L
1935	North Texas St. 6, Texas State 0	L
1936	East Texas State 14, Texas State 13	L
1937	Texas State 14, Sam Houston 6	W
1938	Sam Houston 13, Texas State 7	L
1939	North Texas State 26, Texas State 0	L
1940	Sam Houston 19, Texas State 12	L
1941	Texas State 29, Sam Houston 7	W
1943	Sam Houston 23, Texas State 20	L
1946	Texas State 13, Stephen F. Austin 7	W
1947	Texas State 20, East Texas State 7	W
1948	North Texas State 14, Texas State 3	L
1949	East Texas State 13, Texas State 6	L
1950	Stephen F. Austin 21, Texas State 14	L
1951	Texas State 20, Sam Houston 20	T
1952	Texas State 20, Stephen F. Austin 10	W
1953	Sam Houston 21, Texas State 13	L
1954	Texas State 13, Lamar 12	W
1955	Texas State 27, East Texas State 7	W
1956	Texas State 32, Stephen F. Austin 6	W
1957	Texas State 9, Sam Houston 0	W
1958	Texas State 29, Stephen F. Austin 13	W
1959	Texas State 18, Sam Houston 14	W
1960	East Texas State 18, Texas State 0	L
1961	Sam Houston 9, Texas State 7	L
1962	Texas State 36, East Texas State 8	W
1963	Texas State 13, Lamar 7	W
1964	Texas State 21, Stephen F. Austin 15	W
1965	Texas State 17, Sam Houston 7	W
1966	Texas State 20, Stephen F. Austin 7	W
1967	Texas State 59, McMurry 0	W

1968	Texas State 43, Stephen F. Austin 6	W
1969	Texas State 38, McMurry 20	W
1970	Texas State 35, Howard Payne 20	W
1971	Texas State 37, Sul Ross State 7	W
1972	Howard Payne 25, Texas State 17	L
1973	East Texas State 28, Texas State 14	L
1974	Texas State 17, Howard Payne 7	W
1975	Texas State 3, Sam Houston 0	W
1976	Texas State 27, Howard Payne 25	W
1977	Texas State 34, East Texas State 20	W
1978	Angelo State 29, Texas State 6	L
1979	Texas State 40, Sam Houston 22	W
1980	Texas State 18, Angelo State 15	W
1981	Texas State 38, East Texas State 7	W
1982	Texas State 42, Angelo State 16	W
1983	Texas State 44, East Texas State 21	W
1984	Texas State 24, Stephen F. Austin 7	W
1985	Texas State 26, Northwestern State 17	W
1986	Nicholls 35, Texas State 21	L
1987	Texas State 27, Lamar 19	W
1988	McNeese State 24, Texas State 21	L
1989	Lamar 20, Texas State 19	L
1990	Texas State 19, McNeese State 17	W
1991	Texas State 24, Northwestern State 0	W
1992	McNeese State 17, Texas State 13	L
1993	McNeese State 27, Texas State 10	L
1994	Northwestern State 41, Texas State 17	L
1995	McNeese State 28, Texas State 7	L
1996	Nicholls 49, Texas State 36	L
1997	Texas State 21, Southern Utah 7	W
1998	Texas State 28, Nicholls 27	W
1999	Troy State 24, Texas State 17	L
2000	Texas State 28, Jacksonville State 24	W
2001	Northwestern State 20, Texas State 17	L
2002	Nicholls 24, Texas State 21	L
2003	Northwestern State 49, Texas State 19	L
2004	Texas State 17, Stephen F. Austin 14	W
2005	Texas State 75, Panhandle State 7	W
2006	Texas State 38, Southeastern La. 17	W
2007	Texas State 52, Stephen F. Austin 29	W
2008	Central Arkansas 31, Texas State 24	L
2009	Texas State 28, Stephen F. Austin 7	W

TEXAS STATE SLC OPENERS

Since joining the Southland Conference, Texas State is 8-15 in league openers.

1987	North Texas 20, Texas State 3	L
1988	Louisiana-Monroe 29, Texas State 27	L
1989	Texas State 26, Louisiana-Monroe 7	W
1990	Louisiana-Monroe 30, Texas State 27	L
1991	Texas State 19, Nicholls 10	W
1992	Louisiana-Monroe 13, Texas State 6	L
1993	North Texas 35, Texas State 28	L
1994	North Texas 27, Texas State 14	L
1995	Texas State 35, Nicholls 25	W
1996	Troy State 24, Texas State 13	L
1997	Texas State 31, Troy State 17	W
1998	Northwestern State 34, Texas State 10	L
1999	Stephen F. Austin 28, Texas State 17	L
2000	Texas State 25, Nicholls 0	W
2001	McNeese State 21, Texas State 3	L
2002	Northwestern State 40, Texas State 27	L
2003	Northwestern State 49, Texas State 19	L
2004	Texas State 17, Stephen F. Austin 14	W
2005	Texas State 30, Southeastern La. 15	W
2006	Stephen F. Austin 24, Texas State 13	L
2007	McNeese State 41, Texas State 20	L
2008	Texas State 45, McNeese State 42	W
2009	Southeastern Louisiana 51, Texas State 50	L

FOOTBALL

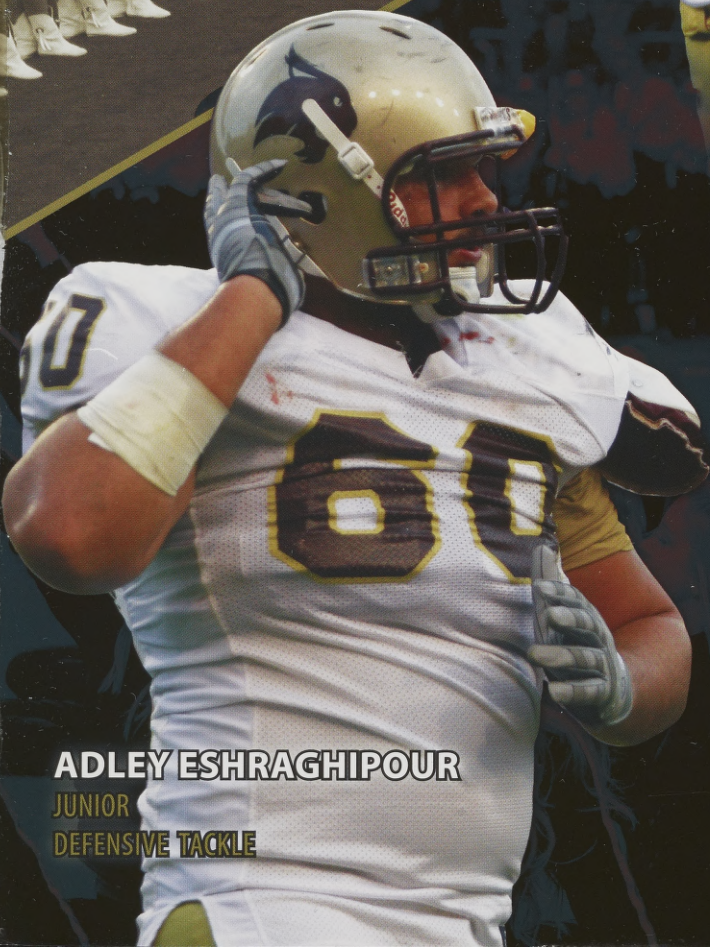
RON JACKSON

SENIOR
DEFENSIVE END



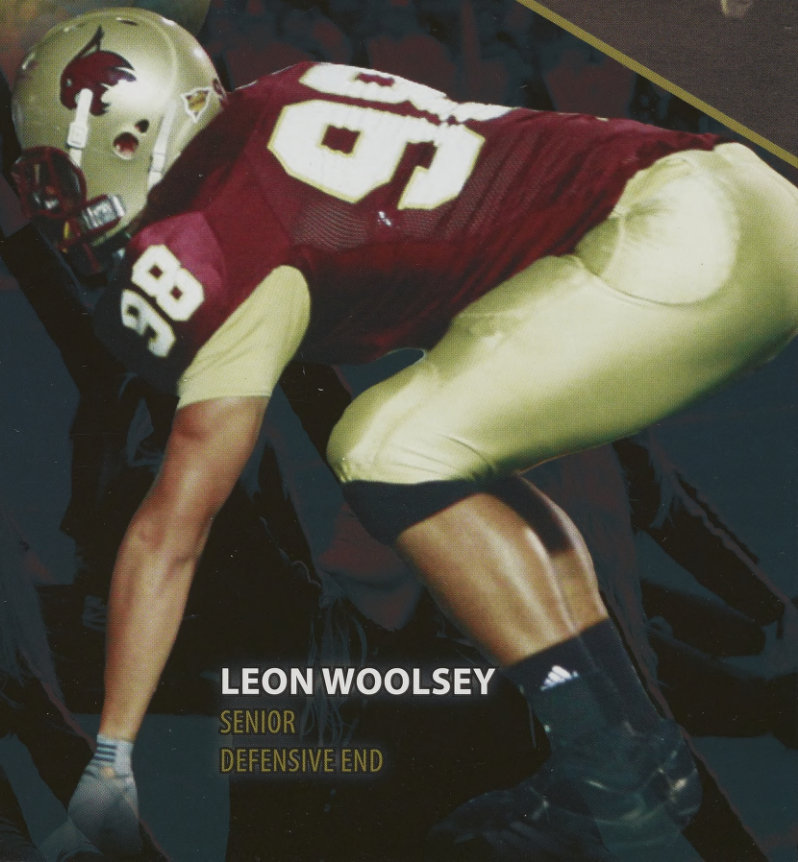
ADLEY ESHRAGHIPOUR

JUNIOR
DEFENSIVE TACKLE



LEON WOOLSEY

SENIOR
DEFENSIVE END





SAM PIER
SENIOR
DEFENSIVE END



WINSTON RUELAS
SENIOR
OFFENSIVE LINE



T.P. MILLER
SENIOR
SAFETY

2010 BOBCAT FOOTBALL SCHEDULE



at Houston
September 4



SOUTHERN ARKANSAS
September 11



CAL POLY
September 18



SOUTHERN UTAH
September 25



at Southeastern Louisiana
October 9



NICHOLLS
October 16



NORTHWESTERN STATE
October 23



at Stephen F. Austin
October 30



CENTRAL ARKANSAS
November 6



at McNeese State
November 13



at Sam Houston State
November 20

* Home Games in CAPS